

 **learnoffroad**

CERTIFIED ALL TERRAIN TRAINING

www.learnoffroad.com



INTRODUCING **LEARN OFFROAD** TRAINING SCHOOL

Learn Offroad is India's only I4WDTA (International 4 Wheel Drive Trainers' Association - www.i4wdta.org) certified offroad training school and offers the most structured training program in the country without being brand specific. The aim of the school is to teach correctly the art and science of offroading, expedition driving and competitive driving in a manner which is safe and responsible.

Learn Offroad is run by Asia's only I4WDTA certified offroad instructor,

Dr. Tejas Kothari, who has more than a decade of experience and has trained hundreds of students including the defence forces, & you can expect nothing but the best for all your offroad training needs.





WHAT LEVEL OF TRAINING DO WE OFFER?

The offroad school offers personalized tailor-made courses from Level 1 to Level 3 to suit all your offroad needs; be it a complete newbie to a pro who is looking forward to competing in the next offroad challenge.

The 1-on-1 courses are designed after talking to you about your experience, your needs & wants and can be a 1-day or a 2-day course. Custom group courses are limited to a maximum of 6 participants for basic courses. Special courses on winching, recovery techniques, high lift jacks, etc are conducted as independent workshops for those who are interested in specialized education. The recent addition of Online Courses during the pandemic has been widely well received and a host of international trainers have graced the panel and shared their knowledge and experience. We strongly believe that the eye cannot see what the mind doesn't know and without a theory session, we do not start with the field trainings for any participant.


Learn Offroad is the only facility in India that conducts stringent written and practical exams if you wish to attain a "Skills Certificate". We take the offroad training very seriously and the testimonials from our students attest to this fact. Our annual coveted Learn Offroad Challenge Trophy - The Golden Shackle is for students who have completed training with us and is something that every trainee looks forward to earn.



*Whatever you
want to learn,
there will be
module ready
with us!*

WHAT DO WE OFFER?

- ✓ Offroad Training Solutions - Custom, Tailor-made, Private or Group sessions, Level 1, 2 & 3, Specialized Trainings, Open Trail Days and Camping Nights.
- ✓ Training for Offroad Competitions, Oil & Gas Exploration, Forest Services, Rescue Services, Competition Track Designs & Execution Services as well as advice on Offroad & Expedition Car Builds.
- ✓ Expedition driving tips, tricks and methods including spotting techniques and field repairs, procuring custom equipment, e-shop.
- ✓ Vehicle testing & validation of claims for manufacturers & media houses.
- ✓ Driving Training for defence & para military forces along with partner IMDT (International Mission Deployment Training www.imidet.com).
- ✓ Events at our track, custom track designs, expert drivers along with sister organization Offroad Junkie.
- ✓ Offroad bike training, corporate team-building events, offroad cycling tracks will be introduced shortly.
- ✓ Our Online Shop offers curio offroad items that we highly recommend you should have with you during your excursions.



ABOUT OUR TRAINING GROUNDS

Located around 120 kms from Mumbai, off the Mumbai-Pune Expressway is our Training Grounds spread over 65 acres of private land and span over two mountain tops with tracks running all along the mountains and seasonal streams making the track challenging & picturesque during the monsoon season.


The training tracks are curated keeping in mind that it is a training property and not a offroad park. Thus, the tracks have various grades of difficulty for training the complete newbie to the most

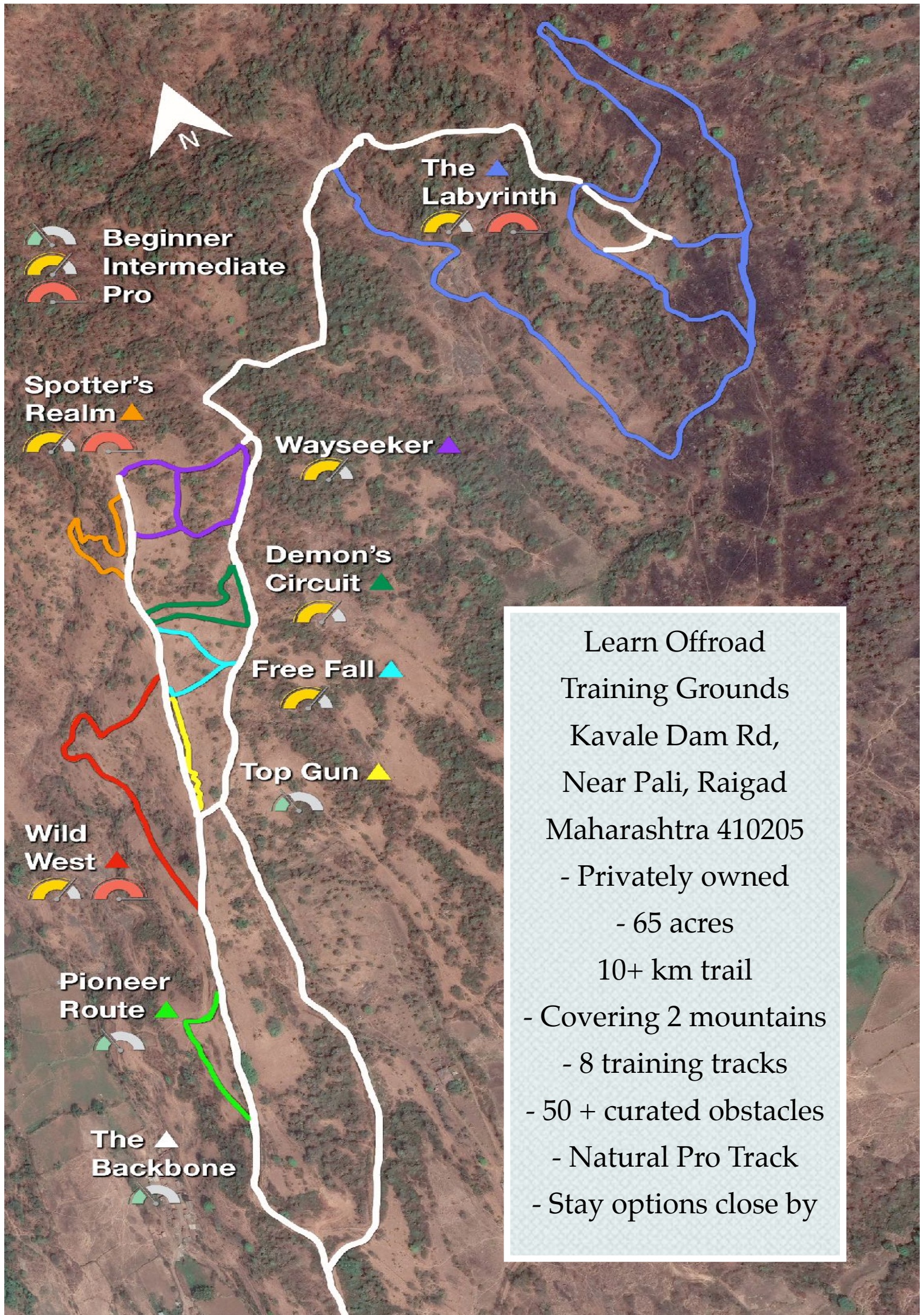
experienced pro who has come for specialised training. The tracks are suited for stock vehicles as well as highly modified rigs and offer challenges to both classes of vehicles.

These obstacles are designed to teach you the nuances of offroading, to make you understand how a vehicle behaves on different types of terrains and inclines and how to understand what lines to take so that you can get out without being stuck.

The design is such that you are forced to think, identify and adapt to a situation and to make you analyse your correct path before you execute the approach to tackle the obstacle.

For those folks opting for multi day courses or for those who want to attend the night offroad events but do not want to camp out in the wild have an option to stay at Bespoke Container Homes around 3kms away from the property.





Learn Offroad
Training Grounds
Kavale Dam Rd,
Near Pali, Raigad
Maharashtra 410205

- Privately owned
- 65 acres
- 10+ km trail
- Covering 2 mountains
- 8 training tracks
- 50 + curated obstacles
- Natural Pro Track
- Stay options close by




THE BACKBONE

The Backbone is a sort of a central highway running through the entire property and connects the 8 different training tracks spanning over both the mountains.

The Backbone allows you to skip certain tracks and is an all weather track, meaning you can drive on it in the monsoon season as well when some of the tracks are shut down for safety reasons.

The Backbone is a great trail for cross overs to drive and get some “trail time” as well.





TOP GUN

Named after the famous movie about a specialised airforce training school, this track is artificially created to start off the newbies with their first baby steps into offroading.

Easy and simple obstacles which are designed so that you do not damage your car but learn the key aspects and fundamental of offroading training.

The Top Gun track starts off with a simple deep ditch and progresses to a rocky patch, then onto the Devils' Hump and finally ending with the pipe obstacle before entering the "Minefield". The Minefield is a naturally rock strewn part of the track and is perfect spot for teaching the art of "spotting".





PIONEER ROUTE

Once you get your feet wet in Top Gun Route, it's time to tackle the trails. The Pioneer Route is the first route you would take. A simple trail with a small water run off gully to cross followed by a gentle climb.

Every track and obstacle is designed to ease you into the next track with a slowly increasing grade of difficulty.





THE WILD WEST TRAIL

The western slope of Mountain 1 are the perfect setting for a wild trail. Starting off with a mild slope it suddenly progresses to a steep 40° decline into a seasonal water gully before beginning into another stepped climb. This offers a challenging approach angle decision for the driver at the base of this gully and the monsoon further complicate it by making the bottom slushy. The 0.5km long trail then progresses through dense foliage to a banked turn to reach the most difficult obstacle of this track, the V-shaped articulation challenge that seriously tests vehicles with open differentials.

A perfect intermediate to advanced level track with escape routes for those who wish to bypass the tough ones.





SPOTTERS REALM

As the name suggests, this is the track where the need for a spotter is of paramount importance. As you descend down this 0.25km winding trail, you reach a rocky ditch before making a climb. This ditch needs precise guidance by your spotter so that not only you don't damage your vehicle but also don't get stuck cross-axled. The exit from here requires a high clearance approach angle before making another winding climb back to The Backbone. As soon as you reach top, this further progresses to an off camber ditch where the exit is off to the right and seriously tests both you and the machine. An intermediate to advanced level trail.





THE FREE FALL

The Free Fall track on the east side of Mountain 1 has the steepest decline of 43° and covered with dry grass in the summers and wet slippery grass in the monsoons making it a really tough one to tackle and is followed by a steep curved incline after executing a three point turn. The climb's steepest portions have loose soil and momentum is the key to conquer this incline.



THE DEMON'S CIRCUIT

This is for those who don't do the mandatory walking recce. An innocuous looking climb that sudden crests in an off camber articulation ditch that is not visible from the vehicle. Open differential vehicles suffer here and need to make multiple attempts with perfect momentum to clear it, whereas vehicles with active traction control and diff-locks do tend to get away with murder!





THE WAYSEEKER


The Wayseeker is the last track on mountain 1 and is “H” shaped with inclines and declines with varying levels of difficulties especially on the turns. This track is to make thinkers out of offroaders. The students need to decide which path they will take from multiple options and need to make the climbs and turns in one single momentum otherwise would have to perform a failed hill climb manoeuvre.





THE LABYRINTH

The Backbone then takes you to The Labyrinth which is situated on Mountain 2. Nearly 2kms long, this jungle trail is for intermediate and above level of drivers running through a seasonal stream bed and is interspersed with rocks, slush, grass and various other obstacles. This track trains you to select the correct lines to take though a piece of land, teaches you advanced foot recce and gives multiple spotting and recovery option scenarios in the wet season.



WHAT ARE THE COURSES ON OFFER?

1-on-1 Training

This is perhaps the best option you should consider for your training needs. This course may be a one day or a two day course depending on your training requirement and gets you 100% time with the instructor without any waiting for other participants. These courses are on request and the dates are fixed according to mutually agreed schedules between the trainer and the student.

Group Trainings

If you are a group of friends offroading together, then you may opt for group trainings. Group trainings have an advantage of working as a team and encourages cohesiveness and develops spotting techniques.

Specialized Trainings

Courses on winching, high lift jacks, basic and advanced recovery techniques etc are offered and can either be a group training or individual training. Monsoons are the best time for advanced sessions on these topics.

Levels of training

We offer various levels of training from Level 1 through to Level 3 and then advanced. However, you need to progress from Level 1 to reach Level 2 training

and so on and so forth. If you wish to jump to Level 2, for example, you need to clear a skills exam first and score 70% and above marks else you will have to go through Level 1 training first. This, though doesn't apply to specialised course like Winching, High Lift Jack training, etc.

Online Trainings

Covid necessitated the introduction of online trainings, at least for the theory part of offroading. We are firm believers that the eye cannot see what the mind doesn't know and we concentrate a lot on theory with lego models augmenting us and used a splendid teaching aid. Our online courses also feature international renowned faculty who come on as guest lectures. We offer online workshops as part of our "Quickly" series of 1-2 hour Zoom workshops from time to time on:


- Basic Vehicle Modification
- Pre Offroad Vehicle preparation and inspection
- Post Offroad Checks
- Tyre Talk
- Airing Down Tyres


- Understanding 4WD systems
- Spotting Roles and Rules
- Seating and Steering positions to avoid driver fatigue
- Basic Winching Theory
- Basic Recovery Options
- Etc

Certifications

Every participant who attends our workshop gets a participation certificate and a training logbook, aka a Training Passport where all courses attended are recorded as a "visa".


In addition, we offer an optional "Skills Certificate" whereby the students need to clear both a written as well as practical examination and score more than 70% combined score to earn this certification and recognition.





TESTIMONIALS

We love what we do and thus, our students are always happy at the end of a session and are always coming back for more!



I have attended driver trainings worldwide, some of them in award winning locations and with senior trainers. I would rate Tejas Kothari's level of experience to be no less than the best in the business. Not common to see this attention to detail and safety in our part of the world. I recommend LO to anyone who wants to learn and hone their off-road skills in a holistic and comprehensive manner. From SUVs to hard core Jeepers, there is something for everyone to learn. I wish Tejas and his team all the very best.

Highly recommended, Top notch training and excellent Offroad Learning space for beginners and experts!

Very well structured concepts and techniques, a disciplined course with a systemic approach to details and more
- Dr Tejas Kothari has made me an Offroad fan for life!

Extremely articulate way to train! The training eased me into offroading without psyching me out and I would definitely recommend the 1-on-1 training sessions with Tejas.

ABOUT THE TRAINER

Yes, you read it correctly, Dr Tejas Kothari. I am a Periodontist by profession but a offroader by heart! Ever since I bought my first 4x4 vehicle, a Maruti Gypsy King, in 1998, I have been hooked!

Over the years I have been fortunate to have been taught the ropes by many people and have made it a mission to self educate myself in the art and science of offroading.

This eventually led to me going to Germany in 2013 to an actual ex-tank testing ground to get myself certified by the International 4 Wheel Drive Trainers' Association. Days of gruelling practical and written exams, overseen by eagle-eyed examiners whose backgrounds ranged from ex special forces to I'd tell you but have to kill you kinds! Nevertheless, I passed with flying colours and became the only Asian to be awarded this certification. Also completed by ITLS (International Trauma and Life Support) certification concurrently. In 2019, I also became the India representative for the IMDT (International Military Deployment Training) and it's been an unforgettable experience working with the armed forces and similar groups. Over the years, I've coached many people and teams for offroad and competitions, conducted events as a partner in the Offroad Junkie brand, been jury member for Car of The Year awards, etc. I've also been a longtime member of the United Four Wheel Drive Association, as well as a strategic partner of Tread Lightly!

It's been a great journey and finally in the year 2020 I opened up my own Offroad School near Pali (Raigad, MH) bang during the Covid 19 Pandemic!

It's been a great journey so far and looking forward to many more miles ahead.

Cheers,

Dr. Tejas Kothari





 **learnoffroad**

LEARN OFFROAD TRAINING GROUNDS
KAVALI DAM RD, NEAR PALI,
MAHARASHTRA 410205
contact@learnoffroad.com
www.learnoffroad.com
+91 98209 21000