

# PRODUCT CATALOGUE



## SHOCK ABSORBER SELECTION

IRONMAN 4X4 OFFER THREE RANGES OF SHOCK ABSORBERS. EACH RANGE IS AVAILABLE IN EITHER SOFT COMFORT, MEDIUM OR PROFESSIONAL VALVING. IRONMAN 4X4 SHOCK ABSORBERS ARE AUSTRALIAN DESIGNED AND ENGINEERED AND COME WITH A 4 YEAR UNLIMITED WARRANTY.

**4 YEAR UNLIMITED KM WARRANTY**



**GRC**  
NITRO GAS COMFORT

**GR**  
NITRO GAS

**GRP**  
NITRO GAS PROFESSIONAL

### NITRO GAS SHOCK ABSORBER

Highly versatile performance upgrade from original shock absorbers.

- 35mm piston
- 54mm body
- 18mm piston rod
- Nitrogen gas pressurised
- Twin tube construction



**FEC**  
FOAM CELL COMFORT

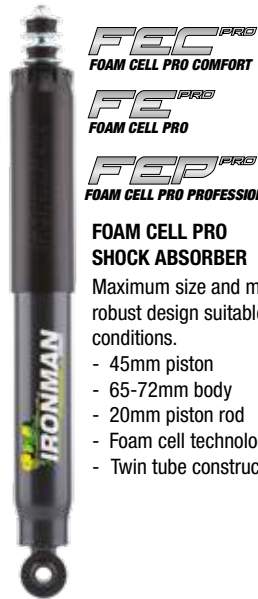
**FE**  
FOAM CELL

**FEP**  
FOAM CELL PROFESSIONAL

### FOAM CELL SHOCK ABSORBER

Larger size and capacity suitable for all conditions.

- 40mm piston
- 60mm body
- 20mm piston rod
- Foam cell technology
- Twin tube construction



**FEC PRO**  
FOAM CELL PRO COMFORT

**FE PRO**  
FOAM CELL PRO

**FEP PRO**  
FOAM CELL PRO PROFESSIONAL

### FOAM CELL PRO SHOCK ABSORBER

Maximum size and most robust design suitable for all conditions.

- 45mm piston
- 65-72mm body
- 20mm piston rod
- Foam cell technology
- Twin tube construction

## SUSPENSION KIT TYPES



LEAF / LEAF (LL)



COIL / COIL (CC)



STRUT / LEAF (SL)



STRUT / COIL (SC)



TORSION BAR / LEAF (TL)



TORSION BAR / COIL (TC)

Please note: Not all coil springs are available in green and some may be supplied in yellow. Please check before ordering.

## IRONMAN 4x4

# SUSPENSION KITS

Three Shock Absorber Options

	Type	Nitro Gas Kit	Foam Cell Kit	Foam Cell Pro Kit		Type	Nitro Gas Kit	Foam Cell Kit	Foam Cell Pro Kit
<b>TO SUIT FORD</b>					GQ SWB/LWB	CC	•	•	•
Everest 2015-2022	SC	•	•	•	GQ Cab Chassis Y60 (Leaf)	LL	•	•	•
Ranger Next-Gen 2022+	SL	•	•	•	RAM 500 DS	SC	•	•	•
Ranger 2011-2022	SL	•	•	•	RAM 500 DT	SC	•	•	•
Ranger 2006-2011	TL	•	•	•	<b>TO SUIT SSANGYONG</b>				
<b>TO SUIT GM/HOLDEN</b>					Musso Q200 / Q201 / Q215 (Coil)	SC	•	•	•
Colorado 2012+	SL	•	•	•	Musso/Korando 1996-2006	SC	•	•	•
Colorado 2003-2012	TL	•	•	•	Reyton Y400 / Y450	SC	•	•	•
Colorado 7 / Trailblazer	SC	•	•	•	<b>TO SUIT SUZUKI</b>				
Jackaroo UBS 25 & 69	TC	•	•	•	Sierra LJ, SJ	LL	•	•	•
Rodeo KB, TFS, RA, RA7	TL	•	•	•	Grand Vitara	SC	•	•	•
<b>TO SUIT ISUZU</b>					Jimny GJ 2018+	CC	•	•	•
D-Max 2019+	SL	•	•	•	Jimny 1998-2018	CC	•	•	•
D-Max 2012-2019	SL	•	•	•	<b>TO SUIT TOYOTA</b>				
D-Max 2003-2012	TL	•	•	•	4 Runner Gen 4+5	SC	•	•	•
MU-X	SC	•	•	•	To Suit 4Runner Gen 3	TL	•	•	•
<b>TO SUIT JEEP</b>					To Suit 4Runner LN 61/YN63 Gen 1	TL	•	•	•
Grand Cherokee WG, WJ, ZG, ZJ	CC	•	•	•	To Suit FJ Cruiser	SC	•	•	•
Cherokee Liberty KJ	SC	•	•	•	To Suit Hiace 2005-2019	TL	•	•	•
Gladiator JT	SC	•	•	•	To Suit Hiace 2019+	CL	•	•	•
Cherokee XJ	CL	•	•	•	To Suit Hilux				
Wrangler JL	CC	•	•	•	2015+	SL	•	•	•
Wrangler JK	CC	•	•	•	2005-2015	SL	•	•	•
Wrangler TJ	CC	•	•	•	LN/RN 107,110,111,167, SR5	TL	•	•	•
<b>TO SUIT LANDROVER</b>					LN/RN/YN 65, 105, 106	LL	•	•	•
Defender County / Dual Cab	CC	•	•	•	LN/RN/YN/VZN 130 V6 Gen 2	TC	•	•	•
Range Rover/Discovery	CC	•	•	•	To Suit Fortuner 2015+	SC	•	•	•
<b>TO SUIT MAZDA</b>					To Suit Landcruiser				
BT50 2020+	SL	•	•	•	300 Series	SC	•	•	•
BT50 2011-2020	SL	•	•	•	VDJ/UZJ 200	SC	•	•	•
BT50 2006-2011	TL	•	•	•	HDJ/UZJ 100 IFS	TC	•	•	•
<b>TO SUIT MERCEDES BENZ</b>					HJ/HZJ 80, 105	CC	•	•	•
G-Wagen	CC	•	•	•	Dual Cab 79	CL	•	•	•
G-Wagen G55	CC	•	•	•	HZJ 78/79	CL	•	•	•
X-Class	SC	•	•	•	HZJ 76	CL	•	•	•
<b>TO SUIT MITSUBISHI</b>					FJ/HJ/HZJ 75	LL	•	•	•
Challenger PB/Pajero Sport 2015+	SC	•	•	•	To Suit Prado 90, 95	SC	•	•	•
Delica, L400	TC	•	•	•	To Suit Prado 120,150	SC	•	•	•
Pajero NM - NX	SC	•	•	•	To Suit Tacoma 2005+	SC	•	•	•
Pajero NH/NL (Coil)	TC	•	•	•	To Suit Tundra 2006-2021	SL	•	•	•
L200/Triton ME - MK	TL	•	•	•	<b>TO SUIT VOLKSWAGEN</b>				
Triton ML - MN	SL	•	•	•	Amarok	SL	•	•	•
Triton MQ - MR	SL	•	•	•	<b>TO SUIT OTHER MODELS</b>				
<b>TO SUIT NISSAN</b>					Great Wall Cannon 9/2021	CL	•	•	•
Navara NP300 (Coil)	SC	•	•	•	Haval H9	SC	•	•	•
Navara D40 / NP300 (Leaf)	SL	•	•	•	Hyundai Terracan	TC	•	•	•
Navara D22	TL	•	•	•	JMC Vigus	SL	•	•	•
Pathfinder R51	SC	•	•	•	LDV T60	SL	•	•	•
Y62 Patrol	SC	•	•	•	Mahindra Pik-Up	TL	•	•	•
GU Y61 Wagon	CC	•	•	•	Mahindra Scorpio Wagon	TC	•	•	•
GQ/GU Cab Chassis (Coil)	CC	•	•	•					
GU Cab Chassis Y61 (Coil/Leaf)	CL	•	•	•					

ACHIEVE UP TO 50MM LIFT DEPENDING ON MODEL

## IRONMAN 4X4 GVM SUSPENSION UPGRADES



### AUSTRALIAN CERTIFIED GVM SUSPENSION UPGRADES

Designed and tested for contractors and tradesmen carrying tools or equipment exceeding original vehicle manufacturer or legal load limits, or for off-roaders fitting a bull bar, winch or long range fuel tank yet still retain load carrying capacity.

The Ironman 4x4 GVM Upgrade will assist in satisfying OH&S, insurance and road transport regulation requirements. Ironman 4x4 has conducted all required testing to ensure complete integration with all safety systems and requirements as well as compliance to federal laws.

Ironman 4x4 GVM Upgrades come with a 2 year/40,000km warranty.

### LEGALLY CARRY MORE PAYLOAD

## IRONMAN 4X4 GVM SUSPENSION UPGRADES

To Suit

Ford Ranger PXI / PXII / PXIII



**+300kg Payload  
= 3500kg GVM**

(VTA-047511)

To Suit

Holden RG Colorado



**+600kg Payload  
= 3500kg GVM**

(VTA-050676)

To Suit

Isuzu D-Max 2012+



**+550kg Payload  
= 3500kg GVM**

(VTA-051296)  
(VTA-060553)

To Suit

Mazda BT-50 2020+



**+500kg Payload  
= 3500kg GVM**

(VTA-051465)  
(VTA-060620)

To Suit

Suzuki Jimny 2018+



**+350kg Payload  
= 1785kg GVM**

(VTA-050688)

To Suit

Toyota Hilux 2015+



**+510kg Payload  
= 3500kg GVM**

(VTA-050749)  
(VTA-048310)

To Suit

Toyota Hilux 2005 - 2015



**+500kg Payload  
= 3350kg GVM**

(VTA-044780)

To Suit

Toyota Landcruiser 200 Series



**+700kg Payload  
= 4000kg GVM**

(VTA-050517)  
(VTA-050503)

To Suit

Toyota Landcruiser 78/79 Series



**+600kg Payload  
= 3900kg GVM**

(VTA-045466)  
(VTA-045466)

Prices quoted are excluding installation and engineering sign off fee (post registration only).  
Installation is only available at an Authorised Ironman 4x4 facility and is subject to state compliance.

## SUSPENSION ALIGNMENT PRODUCTS



### PRO-FORGE UPPER CONTROL ARMS

- Optimise wheel alignment at raised ride height
- More clearance for larger tyres and increased lift
- Drop forged alloy construction
- High strength and durable

**\$XXX**  
per pair



### ADJUSTABLE PANHARD ROD

- Used to correct axle shift after raising suspension
- Adjustable to re-centralise axle to vehicle



### ADJUSTABLE STEERING RODS

- Adjustable length rod to centralise steering wheel after suspension lift



### ADJUSTABLE TRAILING ARMS

- To suit Toyota Landcruiser and Nissan Patrol
- Comp spec solid 32mm
- On car adjustable
- Rubber bushes



- Australian designed and engineered
- 4 year unlimited warranty
- No spring compressor required
- Ideal for home installation or busy workshops



### ADD-A-LEAF

- Add-a-Leaf is a simple, cost effective addition to boost your existing leaf springs
- Maximises vehicle payload
  - Improves handling and comfort
  - Increases ride height



### COIL SPRINGS



### LEAF SPRINGS



### SWAY BAR MOUNT KITS

- Stronger than OEM construction
- Stylish anodised billet aluminium design

### GREASABLE SHACKLES AND PINS



### STEERING DAMPERS



### LOAD PLUS

#### Helper Spring Kit

- Progressive and adjustable
- Maximises vehicle payload
- Improves safety and stability
- Economical leaf spring upgrade
- Ideal for light commercial vehicles, 4x4's, utes and vans
- DIY installation
- TÜV approved

## BULL BARS

- Airbag compatible
- Australian designed and engineered
- Compatible with vehicle safety systems
- ADR certified and tested
- Designed using 3D scan technology
- Made from highest quality SPHC grade steel (except premium alloy bull bar)

- CNC laser cut and robot welded
- Powdercoated with AKZO NOBEL powder
- LED parker / indicator included\*
- Aerial and light mounts
- Winch compatible



**COMMERCIAL**  
50mm loop bar



**COMMERCIAL DELUXE**  
50mm loop bar  
with fog lights



**RAID**  
Sleek low profile bar  
Integrated recovery points



**PROGUARD NO LOOP**  
Single or triple loops available



**PROGUARD SINGLE LOOP**  
Includes overrides



**PROGUARD TRIPLE LOOP**  
Includes overrides

\* LED parker / indicator sold seperately on some Raid Bars

\*Bull bar pricing does not include colour coding



**PREMIUM DELUXE**  
60.3mm loop bar  
with fog lights



**PREMIUM ALLOY**  
75mm inner bar  
and 50mm outer  
loops



**RAID BULL BAR**

## SIDE STEPS AND RAILS

- Heavy duty steel construction with black powdercoated finish
- Available in standard 50mm or heavy duty premium 60.3mm tube (Premium not available on all models)
- Airbag compatible

**Side Steps**  
Standard 50mm tube

**Steps / Rails Combo**  
Standard 50mm tube

**Side Steps**  
Premium 60.3mm tube

**Steps / Rails Combo**  
Premium 60.3mm tube



Side Steps



Side Steps / Rails Combo



Side Steps / Rails Combo



## UNDERBODY PROTECTION (UBP SERIES)



The premium underbody protection solution to safeguard against off-road damage from rocks, stumps and ground strikes.

- Australian designed and engineered
- 3 year warranty
- 4mm fabricated steel
- 3 x more area coverage
- Anti-corrosion coating
- Textured black powdercoated finish
- Airflow ventilation
- Service inspection holes

Rear protection tow bar pricing does not include colour coding



## REAR PROTECTION TOW BAR

### PROTECT THE REAR OF YOUR UTE WITH AN IRONMAN 4X4 STEEL PROTECTION BAR

- Australian designed and engineered
- Constructed from 4mm steel, with 8mm tow bar sub frame
- ADR and Australian standards compatible
- Dynamic and static testing to 3500kg
- Integrated tow bar
- Includes tow hitch, pin and 50mm 3500kg rated tow ball
- Protected trailer and Anderson plug location
- LED numberplate lights



## HEAVY DUTY TOW BARS



Tow Bar with Hitch and Ball

- Compatible with factory rear bumper
- Dynamic and static testing to 3500kg
- Complete with tow hitch, pin and 50mm 3500kg rated tow ball

## TOWING ACCESSORIES

### TOW BAR WIRING LOOMS

- CAN bus compatible
- Plug and play
- OEM style connectors
- Includes 7 pin flat plug



### REAR PROTECTION TOW BAR PLATES

- Provides additional grip when using as a step
- Steel construction with a textured black powdercoated finish





**SCOPE 7" OR 9" DRIVING LIGHT**  
- Spot or combo



**BLAST PHASE II 7" DRIVING LIGHT**  
- Spot or combo  
- 4320 raw lumens



**9W FLOOD BEAM LED ROCK LIGHT**  
- 77 x 44mm  
- Clear lens




**ECLIPSE DRIVING LIGHT**  
- With side shooters  
- 7540 raw lumens



**10W UNIVERSAL LED WORK LIGHT**  
- Available in clear or amber

**CUBE LIGHTS**



	Watts	Beam Style	Colour	Part No.
<b>A</b>	20W	Spot	Clear	ILED20B
			Amber	ILED20BA
<b>B</b>	20W	Flood	Clear	ILED20BF
			Amber	ILED20BFA
<b>C</b>	20W	Flood	Red	ILED20BFR
			Clear	ILED80B
<b>D</b>	40W	Spot	Amber	ILED80BA
			Clear	ILED80BF
<b>E</b>	40W	Flood	Clear	ILED80BF
			Amber	ILED80BFA
<b>F</b>	40W	Flood	Amber	ILED80BFA

**SCOPE DRIVING LIGHT COVERS**

Part No.	Colour
IDL070COVERS	Black
IDL070COVERSAMB	Amber
IDL090COVERS	Black
IDL090COVERSAMB	Amber

**CUBE DRIVING LIGHT COVERS**

Part No.	Colour
ILED80CVRAMBER	Amber
ILED80CVRBLACK	Black
ILED80CVRBLUE	Blue
ILED80CVRCLEAR	Clear
ILED80CVRGREEN	Green
ILED80CVRRED	Red



**7" OR 9" LED LIGHT COVERS**  
- Shatterproof polycarbonate plastic

- Protective
- Fog
- Snow
- Block Out



**LED LIGHT BARS**

**BRIGHT SABRE-X SINGLE ROW LED SLIM LIGHTBARS**



Length	Watts	Part No.
177mm (7")	30W	ILBSR005B
522mm (22")	105W	ILBSR003B
798mm (32")	165W	ILBSR002B
1005mm (40")	210W	ILBSR001B
1281mm (50")	270W	ILBSR000B

**BRIGHT SABRE SINGLE ROW LED LIGHTBARS**



524mm (20")	75W	ILBSR003BW
812mm (32")	120W	ILBSR002BW
1004mm (40")	150W	ILBSR001BW

**BRIGHT SABRE DUAL ROW LED LIGHTBARS**



561mm (21.5")	200W	IILBDR003B
815mm (32")	300W	ILBDR002B
1076mm (42.5")	400W	ILBDR001B

**BRIGHT SABRE DUAL ROW MULTI-FUNCTION LED LIGHTBARS**



815mm (32")	300W	ILBDR002BM
1076mm (42.5")	400W	ILBDR001BM

**NIGHT SABRE SINGLE ROW LED LIGHTBARS (STRAIGHT AND CURVED)**



STRAIGHT		
279mm (11")	30W	ILBSR004
500mm (19.5")	105W	ILBSR003
722mm (28.5")	165W	ILBSR002
942mm (37")	210W	ILBSR001
CURVED		
500mm (19.5")	90W	ILBSR003C
722mm (28.5")	135W	ILBSR002C
942mm (37")	180W	ILBSR001C

**LIGHTBAR CLAMPS**  
Lightbar clamp kit to suit bull bars - 49 or 61mm



**5" (61W) OR 3" (30W) UNIVERSAL LED WORKLIGHTS**  
- With side shooters



**20W COSMO DUAL LED WORKLIGHT**



**18W STARBRITE RECHARGEABLE FLOODLIGHT**





## MONSTER WINCH

- Designed to fit most winch compatible bull bars on the market
- High speed balanced motor with sealed bearings
- Repositionable clutch handle
- External remote motor breather
- IP68 rated
- Integrated anti-tamper power cut off
- Fully sealed competition style solenoid
- All in one wireless/plug in controller with LED torch
- Australian engineered and designed
- 5 year warranty

### SYNTHETIC ROPE AND ALLOY FAIRLEAD



### STEEL CABLE AND ROLLER FAIRLEAD



### WINCH PACKAGE INCLUDES



**WINCH DAMPER**  
WINCH BLANKET



**EXTERNAL REMOTE BREATHER**



**WIRELESS / PLUG-IN CONTROLLER**



**COMPETITION STYLE SOLENOID**

## RATED RECOVERY POINTS

- Supplied as a pair and includes mounting hardware
- Compatible with 4.75T shackle



To Suit Ford Ranger / Everest / Mazda BT50 2011+ (IRP054)

To Suit Holden Colorado 2016+ (IRP057)

To Suit Holden Colorado 2016+ (IRP057)

To Suit Suzuki Jimny 2018 + (IRP070)

To Suit Isuzu D-Max 2019 + (IRP074)

To Suit Isuzu MU-X 2014+ / Holden Colorado 7 / Trailblazer 2012+ (IRP058)

To Suit Isuzu MU-X 8/2021+

To Suit Mazda BT50 6/2020+

To Suit Mitsubishi MQ Triton 2015 - 2018 (IRP050)

To Suit Mitsubishi MR Triton / Pajero Sport (IRP059)

To Suit Nissan NP300 / D40 Navara 2005+ (IRP005)

To Suit Toyota Hilux / Fortuner 2015+ (IRP019)

To Suit Toyota Hilux Revo 2015 - 2018 (Facelift) 2018 - 2020 (IRP051)

To Suit Toyota Hilux Vigo 2005 - 2011 (Facelift) 2011 - 2015 (IRP033)

To Suit Toyota Landcruiser 200 2007+ (IRP056)

To Suit Toyota Landcruiser 79 2007+ (IRP019)

To Suit Toyota Landcruiser 300 Series 2022+

To Suit Toyota Prado 150 2009+ (IRP064)

## SNORKELS



### DESIGNED AND TESTED IN AUSTRALIA

- Raised air intake for cleaner air and safer water crossings
- UV stabilised polyethylene (LLPDE)
- Ram head with built-in rain deflector
- Increased airflow for improve performance
- Dyno tested for improved air intake
- 5 year warranty



**SNORKEL MESH**

## UNIVERSAL DIFF BREATHER KIT



- Suitable for diff housings, transfer cases, gear boxes and winch motors
- Brass filters and hose barbs

### KIT CONTAINS:

- Twin breather manifold
- 2 x barb fittings
- 10m oil resistant hose
- 4 x stainless steel hose clamps
- 2 x self drilling screws
- Cable ties

## PINNACLE 2 CANOPY



\*Sliding side windows optional

- Reinforced fiberglass construction
  - Smooth finish
  - Marine carpet lining
  - Central locking
  - Lockable and tinted lift-up windows\*
  - Internal sliding front window
  - Rear window demister
  - Hard wired internal light
  - Colour coded - limited range
- See page 20-23 for roof rack options*



Large Access Windows

## THERMO-PLAS CANOPY

- In-built metal supporting frame
- Built from 9mm ABS plastic
- Smooth finish
- Lockable, tinted lift up windows
- Colour coded - limited range
- Plug and play wiring loom
- Marine carpet lining
- Central locking on some models
- Rear LED stop light on some models



ABS ROOF RACK MOUNT KITS



Internal Sliding Window



Gas Strut Openings

## SLIDE-AWAY

- Remote operation by compact key fob
- Aluminium and steel construction
- Almost impenetrable interlocking slat design
- Weatherproof with internal gutter system
- Secure when fully closed and tailgate locked
- Can be stopped at infinite open/closed intervals
- Safety sensors to prevent personal damage
- Operate as closed or open ute tub
- 3 year warranty
- Available for most Australian utes and American pick ups



WEATHERPROOF

REMOTE CONTROLLED

SECURE STORAGE



## ATLAS ROOF RACK SYSTEM KITS

- Complete rooftop, canopy and Slide-Away system kits
- Extruded aluminium construction
- Low profile platform
- Vehicle specific mounting solutions - Mounting blades or feet
- Six platform sizes
  - 1240 x 1390mm 1240 x 1530mm
  - 1240 x 2130mm 1380 x 1530mm
  - 1380 x 2130mm 1485 x 1390mm
- Full range of accessories available, see following page



Roof or Slide-Away Blade Mounts



Canopy Mounting Feet



Accessory Attachment Slots



## ATLAS CROSSBAR SYSTEM KITS

- Kits to suit rooftop, canopy and Slide-Away
- Extruded aluminium construction
- Integrated T-slot channel and tie down points
- Vehicle specific mount pack
- Four crossbar lengths
  - 1250mm, 1375mm, 1500mm and 1650mm
- Rated to 50kg per crossbar



Mount Blades - Roof or Slide-Away



Mount Feet - Vehicle Specific

## ATLAS ACCESSORIES


- Complete accessory range to suit Atlas Roof Rack Platforms and Crossbars



<b>A</b>	Shovel Holder	IFR3204
<b>B</b>	Eye Bolt Kit (2)	IFR5022
<b>C</b>	Load Holder (2)	IFR5025
<b>D</b>	Awning Brackets (2)	IFR5029
<b>E</b>	Platform Gas Bottle Holder	IFR5034
<b>F</b>	Platform Spare Wheel Restraint	IFR5032
<b>G</b>	Recovery Tracks Holder Kit	IFR5031
<b>H</b>	Hi Lift Jack Holder	IFR5033
<b>I</b>	Platform Corner Brackets Kit	IFR5036

<b>J</b>	Platform Jerry Can Holder	IFR5038
<b>K</b>	Ratchet Grabs (1)	IFRRATC
<b>L</b>	Multi-Fit Light Bracket Kit	IFRLIGHBKT
<b>M</b>	Platform Bottle Opener	IFRBOTT
<b>N</b>	Load Roller (1)	IFRROLL
<b>O</b>	Cambuckle Straps - 2m (2)*	IRATCHET0012
<b>P</b>	Ratchet Straps - 3.6m (4)*	IRATCHET0023
<b>Q</b>	Ratchet Straps - 3.6m (2)	IRATCHET0034

\*IRATCHET0012 and IRATCHET0023 include Soft Loops



## DRAWER SYSTEMS

- Galvanised steel construction, lined with marine carpet
- Fully assembled
- Complies to ADR42/05
- T-Lock lockable handles
- 100kg single drawer rating

**Twin Drawers**  
900 L x 970 W  
x 275mm H

### Twin Drawer System



**Twin Drawers**  
1000 L x 1020 W  
x 275mm H

**Twin Drawers**  
1300 L x 970 W  
x 275mm H

**Single Drawers**  
900 L x 490 W  
x 275mm H

### Single Drawer System



**Single Drawers**  
1000 L x 510 W  
x 275mm H

**Single Drawers**  
1300 L x 490 W  
x 275mm H

## WING KITS

- Suits Twin Drawer Systems
- Vehicle specific design
- Lift out panels for easy storage access
- 12mm marine grade ply
- Black powdercoated finish front fascia



## MAXI CASES



**E** **140L Capacity**  
915 W x 460 D x 440mm H

**A** **48L Capacity**  
410 W x 410 D x 410mm H

**C** **65L Capacity**  
900 W x 460 D x 250mm H

**B** **60L Capacity**  
550 W x 460 D x 335mm H

**D** **100L Capacity**  
700 W x 460 D x 410mm H

**F** **216L Capacity**  
1300 W x 460 D  
x 460mm H

- Manufactured from tough LLDPE UV 3.6mm stabilised plastic
- Dust and water resistant - safe for tools, camping gear and electronic equipment
- Lockable heavy duty latches
- Heavy duty spring loaded handles / tie down points
- Removable tool / storage tray\*
- Strap over points for added security when in transit
- Interlocking stackable design

<b>A</b>	48L Capacity	IMC001*
<b>B</b>	60L Capacity	IMC002
<b>C</b>	65L Capacity	IMC006*
<b>D</b>	100L Capacity	IMC003
<b>E</b>	140L Capacity	IMC004
<b>F</b>	216L Capacity	IMC005

\*Removable storage tray not included

## WEATHERPROOF ROOFTOP CARGO BAGS

### FREE UP VALUABLE BOOT SPACE

- Weatherproof, reinforced tear resistant fibre, constructed from 500D PVC tarpaulin
- Water resistant zipper overlap and welded seams provides added protection from water ingress
- Heavy duty webbing straps, zips and UV50+ buckles
- Noise and wind reducing traps and buckles

<b>A</b>	200L Capacity	IRLB200
<b>B</b>	250L Capacity	IRLB250
<b>C</b>	350L Capacity	IRLB350
<b>D</b>	500L Capacity	IRLB500
<b>E</b>	600L Capacity	IRLB600



**A** 1400 L x 500 W  
x 300mm D

**B** 1100 L x 800 W  
x 300mm D

**C** 1200 L x 960 W  
x 300mm D

**D** 1500 L x 1100 W  
x 300mm D

**E** 1800 L x 1100 W  
x 300mm D

### WATER TANKS

- UV stabilised polyethylene (LLDPE)
- BPA Free, and FDA approved



Hand Wash not included

	Capacity	Style	Dimensions	Part No.
A	40L	Vertical	1100 W x 75 D x 720mm H*	IWT003
B	50L	Wheel Arch	1215 W x 120 D x 590mm H*	IWT005
C	50L	Tapered	1000 W x 200 D x 390mm H*	IWT006
D	40L	Double	335 W x 465 D x 340mm H*	IWT002
E	20L	Jerry Can	170 W x 350 D x 460mm H*	IWT001
F	60L	Standard	845 W x 360 D x 270mm H*	IWT007
G	50L	Roof Rack	1200 W x 600 D x 120mm H*	IWT004
H	-	Tank Hose	1500mm L with Tap	IWTHOSE
I	15L	Under Tray	345 W x 255 D x 305mm H	IWT008

\*Includes height of screw cap

### PRESSURE WATER PUMP



- 12.5L per minute flow capacity
- 12V DC Voltage
- Filter and attachments included

### LONG RANGE FUEL TANKS



- 5-Day pressure tested
- 2mm aluminised steel
- Internal baffles
- Black powdercoated finish

### FRIGDES/FREEZERS



Internal LED Lights



#### ABS PLASTIC

- Secop compressor
- Digital control panel
- Super bright internal LED light
- Three stage battery protection

#### HEAVY DUTY METAL - M-SERIES

- Secop compressor
- Smart phone Bluetooth App
- High density polyurethane insulation
- Aluminium internal liner
- LCD display with USB outlets
- Inbuilt AC/DC power



Internal LED Lights



Bluetooth Controller



Recessed Handles



Includes Protective Cover



**43L**  
IFRIDGE43LM

**65L**  
IFRIDGE65LDZM

**70L**  
IFRIDGE70LM

ACCESSORIES



FRIDGE BAGS

- Extra insulation
- Side pockets

**30/40L**  
IFRIDGE30BAG  
IFRIDGE40BAG

**50L**  
IFRIDGE50BAG



FRIDGE SLIDES

- 100kg rating
- Lock-in and lock-out slide
- Includes four tie down straps

**30/40 and 50L**  
IFRIDGESLIDE001

**65/74L**  
IFRIDGESLIDE002



TILT FRIDGE SLIDES

- 30-50L Rated - 125kg standing
- 100kg extended
- 60-80L Rated - 200kg standing
- 160kg extended
- Lock-in and lock-out slide
- Includes four tie down straps

**30-50L**  
IFRIDGESLIDE034

**60-80L**  
IFRIDGESLIDE045



WIRELESS LCD FRIDGE THERMOMETER

- Displays internal and ambient temperatures wirelessly
- Up to 50m transmission



FRIDGE STRAPS

- Lashing capacity of 75kg
- Four straps

SOLAR PANELS



SOLAR MAT PANEL KIT

- A-Grade Monocrystalline Cell
- Shingle cell construction
- Charge regulator with 8 battery type function
- Plug-and-play with 50A Anderson plugs
- Built-in stands for setup flexibility
- Heavy duty carry bag included
- 3 year warranty

**120W**  
ISOLAR120

1430 x 475 x 4mm (Open)

**200W**  
ISOLAR200

2150 x 575 x 4mm (Open)

CAMP POWER

51AH TITAN 500 POWER STATION



220-240VAC  
(AUS ONLY)

- Power supply for many applications including: electronic devices, camping lights and fridges
- Rechargeable 51AH LiFeP04 Lithium Ion battery
- Easy to read LCD display
- Solar DC and Anderson plug inlets
- In-built MPPT solar charge system
- AC/DC inlets for recharge
- 12V outlet/ Multi-voltage USB outlets
- 500W Constant power inverter
- 1000W 230V AC outlets X 2

PORTABLE BATTERY BOX WITH DC OUTLETS



- Suits battery size - 330 L x 190 W x 230mm H
- Max Capacity 120Ah
- Suitable for use with any battery type
- Fused isolation switch for outlets
- Dual USB outlets
- 2 x 10A cigarette outlets
- 2 x 50A Anderson plug inlet / outlets
- All outlets are fused
- Voltage read out
- LED light
- Webbing strap and mounting kit

## DUAL BATTERY SYSTEMS

IDEAL FOR RUNNING ACCESSORIES SUCH AS FRIDGES AND AWNING LIGHTS



### 40A DC TO DC INTEGRATED SOLAR BATTERY CHARGER

- Smart alternator compatible
- Solar input 50W to 400W
- Pre-wired for battery monitor



### 40A DC TO DC BATTERY CHARGER

- 3-stage 12V booster charger
- Very low standby current <3mA
- 80A when combined with start assist kit



### START ASSIST BOOSTER KIT

- Automatic emergency vehicle start assist
- Boosts DC to DC charger (IDCDC40) output to 80A



### 140A DUAL BATTERY MANAGER

- Fully automatic
- Dual voltage 12 / 24V
- Dual sensing



### 275A DUAL BATTERY MANAGER

- Automatic operation with manual override
- Includes in-dash switch



### 12V DIGITAL BATTERY MONITOR

- Can be used on dual or single 12V battery setups
- Auto dimming display




### BATTERY TRAY

- Folded steel construction
- Black powdercoated finish
- Includes mounting hardware
- To suit various models



### UNIVERSAL FIT BATTERY TRAY FOR TUBS

## AUTO ELECTRICS



### ELECTRIC BRAKE CONTROLLER

- Easy adjustment dashboard dial
- Remote hideaway control box
- Mountable at any angle
- Push button override
- Dual axle capability



### 50 AMP CHARGE WIRE KIT

- 12V power connector
- 8 B&S cable for high power devices
- 50A connectors and fuse
- 6m x 8mm<sup>2</sup> high current cable
- Heavy duty inline fuse
- Australian made

## SEAT COVERS

- Vehicle specific tailored fit
- Foam backed for extra comfort and protection
- 12oz, 100% cotton natural fibre canvas
- Certified side airbag compatible
- Lumbar support control access
- Built-in map pockets



Rear Canvas Seat Covers



### UNIVERSAL FIT SEAT COVERS

- 100% Nylon universal fit
- Mud/grease/water resistant
- Washable



### WHEEL CARRIER BAG

- Multi-use
- 55L capacity
- 50mm webbing
- Drain holes



## COMPRESSORS



### 90L/MIN COMPRESSOR

- 12V, 450W motor with 45mm cylinder
- 40A maximum current
- Snap-on quick release fitting with 8m heat resistant HD hose and inline pressure gauge/deflator
- Moisture and dust resistant



### 160L/MIN COMPRESSOR

- 12V, 540W motor with 60mm cylinder
- 45A maximum current
- Snap-on quick release fitting with 8m heat resistant HD hose and inline pressure gauge/deflator
- Moisture and dust resistant

## TYRE CARE



### PRESSURE GAUGE

- Reading hold function



### COMPACT DEFLATOR

- Quick connect deflator



### DUAL INFLATOR

- Inflate 2 x tyres at once
- Extension hose (ITYRE008)



### SPEEDY DEFLATOR

- Accurate and easy to read pressure gauge
- Corrosion resistant

### AIR PLUGGER TYRE REPAIR KIT

- Small and compact repair kit
- No need to remove tyre



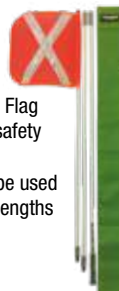
### TYRE REPAIR KIT

- No need to remove tyre
- Quick and easy to use



### HIGH-VIS FLAG

- Quick disconnect
- 300mm x 290mm Flag
- Meets Australian safety flag requirements
- 3 x 1m rods, can be used at 1m, 2m or 3m lengths



Self-Vulcanising Repair Cords

## RECOVERY KITS



### LARGE KIT

- 3m x 12000kg tree trunk protector
- 20m x 4500kg winch extension
- 9m x 8000kg snatch strap
- 2 x 4.75t bow shackles
- Snatch block
- Leather gloves
- Kit bag



### SMALL KIT

- 9m x 8000kg snatch strap
- 2 x 4.75t bow shackles
- Leather gloves
- Kit bag

## RECOVERY STRAPS



### SNATCH STRAP

- 8000kg break strength

### SNATCH STRAP

- 11000kg break strength

8000kg

ISNATCH005

11000kg

ISNATCH006



### TREE TRUNK PROTECTOR

- 12000kg break strength

### WINCH EXTENSION STRAP

- 4500kg break strength

12000kg

ITREE

4500kg

IWINCHEXT

LIMITED Stock

LIMITED Stock

LIMITED Stock

LIMITED Stock

LIMITED Stock

LIMITED Stock

LIMITED Stock

LIMITED Stock



ALLOY HAWSE



DRAG CHAIN



4.75T BOW SHACKLE



LEATHER GLOVES



RECOVERY HOOK



8000KG RATED  
SNATCH BLOCK



- KINETIC SNATCH ROPE**
- 9500kg break strength
  - Designed to stretch up to 30% reducing shock load
  - High strength nylon 66 (polyamide) double braid cover and abrasion resistant core

**9500kg**  
ISNATCHROPE



- SOFT SHACKLES**
- 14000 or 17500kg break strength
  - Safe lightweight alternative to steel shackles
  - High strength, low friction, 12 strand single braid, UHMWPE rope

**14000kg**  
ISOFSHA001

**17500kg**  
ISOFSHA002



- SYNTHETIC WINCH ROPE**
- 9.5mm x 27m
  - Replacement rope for Ironman 4x4 winches

RECO-TRAKS



GREEN



GREY



SAND

4WD LIFT JACK



- 1050kg lifting capacity

**48"**  
IHGLIFT001

**60"**  
IHGLIFT002

RECO-TRAKS ACCESSORIES



MOUNT BASE



MOUNT PINS



BOARD LEASH



### SWIFT 1400 ROOFTOP TENT

- Aluminium and steel construction with roof insulation
- Combined 8cm thick, 220 x 130cm mattress
- 82kg, 230 x 140 x 19cm in-transit dimensions
- Perfect for large SUVs and steel/alloy canopies
- 280gsm Ripstop polycotton with midge-proof mesh



### NOMAD 1300 ROOFTOP TENT

- ABS cover and base with aluminium bracing
- Combined 6cm thick, 240 x 160cm (Queen+) mattress
- 420D Ripstop polycotton with 420D polyester fly
- 68kg, 160 x 130 x 37cm in-transit dimensions
- Perfect for SUVs and ABS/Fibreglass canopies

#### FRONT EXTENSION AWNING KIT (not shown)

- Easily attaches to awning on front of tent
- Includes all poles, pegs and guy ropes



### SOFT ROOFTOP TENT

- 10 minute setup
- Premium 280gsm Ripstop polycotton canvas, waterproof and breathable
- "Climate cover" flysheet controls temperature and reduces condensation
- 140 wide x 240 long x 130cm high (Int.dimensions)
- All openings with insect mesh and internal covers
- Heavy duty 1000D waterproof transport cover
- Lightweight aluminium and insulated floor
- 6.5cm thick high density luxury foam mattress
- Heavy duty YKK zips



Comes complete with all tools and step by step instructions required for easy installation



#### ANNEX (sold separately)

- Suits soft rooftop tent only
- Easily zips onto the main tent
- 1000D waterproof PVC built-in removable floor
- All openings with insect netting mesh and internal covers
- Extension kit available



#### ROOF TENT BAG

- 1000D waterproof PVC with heavy duty stitching and YKK zips
- Attach and use via any sail track
- Off ground storage
- 32L capacity



**DELTAWING 270° XT-71**  
SUPPORTED (WITH INTEGRATED LEGS)

- 71 square feet (6.6m<sup>2</sup>) coverage
- Aluminium tubular frame - 25 and 22mm
- Integrated tubular CamLock support poles - 25 / 22mm
- 2000mm water rated 280gsm Ripstop polycotton shelter
- Includes heavy duty PVC cover, guy ropes and pegs



Left Hand Side IAWN270L034  
Right Hand Side IAWN270R034

**DELTAWING 270° XTR-71**  
UNSUPPORTED (FREESTANDING)

- 71 square feet (6.6m<sup>2</sup>) coverage
- C-Channel aluminium frame - 40 x 40mm
- Integrated tubular CamLock support poles - 25 / 22mm
- 2000mm water rated 280gsm Ripstop polycotton shelter
- Can be operated unsupported in calm conditions
- Includes heavy duty PVC cover, guy ropes and pegs



Left Hand Side IAWN270L023  
Right Hand Side IAWN270R023

\*C-Channel Triple LED Light Kit Sold Separately (IAWNLED270012)



**DELTAWING 270° XTR-143**

- Up to 143 square feet (13.3m<sup>2</sup>) coverage\*
- C-Channel aluminium frame - 40 x 40mm, tubular CamLock support poles - 25 / 22mm
- 2000mm water rated 280gsm Ripstop polycotton shelter
- Can be operated unsupported in calm conditions

\*Additional support poles and guy ropes are required and sold separately (IAWNINGPART009)

Left Hand Side IAWN270L012  
Right Hand Side IAWN270R012



- In-line controller



## INSTANT LED AWNING

- Premium 280gsm Ripstop UV50+ rated polycotton canvas
- Twist lock poles
- Integrated LED light
- Reflective guy ropes
- 1000D PVC cover

IAWNING1.4M  
1.4m L x 2.0m (Out)

IAWNING2M  
2.0m L x 2.5m (Out)

IAWNING2.5M  
2.5m L x 2.5m (Out)



Ripstop Canvas



Flexible Nylon Joints



Light Strip Dimmer



Reflective Guy Ropes



## AWNING ROOM WITH INSECT NETTING

- 5-10 minute setup
- An all in one room with insect netting
- Integrated ceiling and zip away PE floor for easy cleaning
- Attaches via any standard sail track, fastening in place via a zip and heavy duty clips
- Integrated external entry mat, insect protection mesh windows and the option of a verandah on each entry with the use of additional poles and guy ropes
- High performance 300D water resistant Ripstop polyester fabric and seam sealed stitching

IAWNING2MRROOM  
2.0m L x 2.5m (Out)

IAWNING2.5MRROOM  
2.5m L x 2.5m (Out)



## AWNING XTRA

### A CONVENIENT ALCOVE

- Built from 280gsm Ripstop polycotton
- Attaches via any standard sail track
- Gusseted heavy duty clips
- Gusseted eyelets
- UV50+ rated

IAWNING2MWALL  
2.0m L x 1.4m (Out)

IAWNING2.5MWALL  
2.5m L x 1.4m (Out)



## AWNING QUICK RELEASE BRACKET

### DESIGN REGISTERED AND MADE IN AUSTRALIA

- Allows you to set up camp and drive away, leaving your awning free standing
- Easily swap awning to a different vehicle
- Allows you to store awning off the vehicle when not in use
- Can be used to mount other accessories, such as tradesman tools
- The extra hook kit allows you to mount your awning for use at home as a shelter over a BBQ area, over the kids play area etc, making your awning multi use
- Fits Ironman 4x4 and most other awnings
- Can be padlocked on for security
- Rated up to 35kg
- Limited lifetime warranty



## SWAGS

### RIDGE POLE STYLE

- 420gsm polycotton canvas
- 600g PVC tub base
- 7cm thick high density foam mattress
- Aluminum poles
- External storage pouch
- Additional awning poles included
- Storage bag



**Single**  
ISWAG0023

**Double**  
ISWAG0034

### -5° SWAG BAG

- Large size 235cm (L) x 100cm (W)
- 300gsm cotton canvas
- -5°C temperature comfort rating
- Dual layer 360gsm lofty hollow fibre with baffles
- Zip 2 bags together to make double sized sleeping bag
- Includes duffle carry bag



### QUICK-FOLD STRETCHER 2-SECOND SET-UP

- Heavy duty material construction
- High strength steel frame
- Integrated head and foot padding
- Includes carry bag



LIMITED Stock

## CHAIRS

### KING QUAD CAMP CHAIR

- Comfortable quilted padded seat
- Adjustable lumbar support
- In arm cooler/can holder
- Storage pocket and mobile phone holder
- Wine glass holder
- Dust and water resistant carry bag
- 250kg weight capacity



### KING HARD ARM CAMP CHAIR

- Comfortable quilted padded seat
- Lumbar support
- Can holder
- Storage pocket and mobile phone holder
- Dust and water resistant carry bag
- 200kg weight capacity



### CLUB LOUNGE QUAD FOLD CAMP CHAIR

- Comfortable quilted padded seat
- Storage pocket and mobile phone holder
- Dust and water resistant carry bag
- 150kg weight capacity



### QUICK FOLD EVENT CHAIR

- Compact aluminium frame
- Quick fold assembly
- Stylish timber look finish
- Carry bag
- 120kg weight capacity



### LOW BACK QUAD FOLD CAMP CHAIR

- Compact design
- Lumbar support
- Padded head rest
- 130kg weight capacity



## CAMP TABLES AND ACCESSORIES



## ALUMINIUM CAMP TABLE

- Height adjustable
- Full aluminum construction
- Compact and lightweight design
- Roll top design
- 600D Oxford carry bag
- Assembled - 835 x 482 x 415 / 600mm
- Packed - 585 x 205 x 125mm
- 25kg weight rating
- Weight: 3.6kg

## MULTI-USE SIDE CAMP TABLE

- Compact design
- Padded carry handle
- Converts from a soft to hard table top
- Storage pocket
- 80kg weight rating



## QUICK FOLD DOG BED

- Compact design
- Includes padded mattress
- Storage bag
- 800 L x 800 W x 250mm H



## QUICK-FOLD CAMPING STEPS

- Non-slip glow in the dark treads
- Quick-click double locking legs
- Carry / storage bag
- 180kg max weight rating



## LED AREA LIGHT

- 3500 lumens
- 12V DC power input
- Aluminium adjustable extension pole (Maximum height 3m)
- Wireless control with dimmer function (Range 10m)
- Ground mounting stake
- Storage bag included

## LED AREA LIGHT TRIPOD STAND



## LED LANTERN AND BUG ZAPPER

- Lithium rechargeable battery
- Foldable and compact design
- Soft diffuser
- Hanging hook
- USB charge cable
- Three light outputs
- Bug zapper with ultra violet light
- USB outlet for charging devices



## MINI LED LANTERN

- 200 lumens
- Use as a lantern or torch
- 2 brightness settings, plus S.O.S. flashing function
- 80m beam distance with CREE



## LED WORK LIGHT COMBO (SET OF 2 WORK LIGHTS)

- 420 and 80 lumens
- Hands free Magnetic base
- 2 x brightness settings, plus torch function
- Batteries included

**HIGH FLOW TENT FAN AND LED LIGHT**

- Lithium rechargeable
- Compact design with integrated LED light
- Hanging hook and table stand
- USB charge cable - 1m USB-C to USB-A
- Triple speed fan and LED light output
- Battery level indicator

**RECHARGEABLE TENT FAN / LED LIGHT**

- Hanging hook and table stand
- Dual speed fan and twin setting LED light
- Up to 16 hours fan speed runtime
- Up to 40 hours runtime LED light
- Soft foam, child safe fan blades

**LED SENSOR HEADLAMP**

- 220 lumens with CREE LEDs
- Manual or sensor operation
- 120m beam distance

LIMITED  
Stock

**AWNING 12V LED LIGHT STRIP AND DIMMER SET**

- 1.2m LED light strip
- 3m wire with 12V plug and switch
- Attaches via sail track
- Dimmable
- IP68 rated

**12V LED LIGHT STRIP**

- 1.2m LED light strip
- 3m wire with 12V plug and switch
- 12V socket with battery clips

**LED LIGHT DIMMER**

- Adjust brightness of LED light strips

**TOILETS**

- Easy to clean, removable lid and seat
- Easy to use, hand pump flush
- 12L fresh water storage
- 12L / 20L waste tank
- Double sealed drain valve, prevents leaks and odours
- Self contained toilet with no external connections

**FLUSH AID****BUSH TOILET**

- Compact design, folds flat
- Galvanised rust-proof steel
- Supports up to 200kg
- Includes carry bag

**BUSH TOILET BAGS**

- 10 per pack
- Bio-degradable replacement bags

**12L PRESSURE SOLAR SHOWER**

- 170mm Ø x 430mm H
- TPU material with welded seams
- Foot pump operation
- Self supporting base
- Built-in temperature gauge
- Carry handle/shoulder strap
- Mesh storage pocket
- Clear water level window

**SHOWERS****15L GRAVITY SOLAR SHOWER**

- 590 H x 450mm W
- TPU material with welded seams
- Adjustable hanging strap
- Built-in temperature gauge

**RECHARGEABLE PORTABLE SHOWER**

- Lithium Ion battery
- Cigarette lighter adaptor / USB charge cable
- Shower head spray on / off function
- Spray head - trigger on / off function





**12V PORTABLE CAMP OVEN**

- 0-180° temperature adjustable
- Insulated door with latch
- 1-120 minute timer
- Includes stainless steel baking tray and wire racks

**PORTABLE FIRE PIT**

- 3mm heat resistant coated steel
- BBQ plate, pot rails and ember tray
- Compact collapsible design



**FIRE PIT ROTISSERIE**

- Operates on 2 x D cell batteries\*
- Stainless steel skewer and 2 meat prongs
- Includes meat thermometer

\*Batteries not included

**COLLAPSIBLE KITCHEN UTENSILS**

- TPR and PP materials
- Strong and sturdy



**KETTLE**

- 2L capacity



**10L BUCKET**

- Carry handle



**DISHWASHING TUB AND RACK**

- Includes plate/utensil stand and drip tray



**8.5L WASHING TUB**

- Carry handles



**8L BIN**

- Includes folding lid



**30L STORAGE TUB**

- Internal wire support frame and wheels



**45L STORAGE TUB**

- Internal wire support frame and wheels



**NEW**

**HAND CLEANER**

- Removes dirt, grease and grime
- Use with or without water
- Soap free and Ph balanced



**THERMAL TRAVEL TUMBLERS**

- Stainless steel cool-touch construction
- Vacuum insulated
- Suits hot and cold beverages
- Three sizes available:
  - 355ml
  - 590ml
  - 940ml

**TOOLS**

- Forged carbon steel heads
- Multi-core fiberglass and PVC moulded handle
- Moulded rubber grip for added comfort

**TENT PEG Mallet**

- Weight: 0.9kg



**AXE**

- Weight: 0.7kg



**AXE / SPLITTER**

- Weight (head): 2.0kg



**3 PIECE SHOVEL**

- Reinforced cushioned PVC handle
- CNC machined joining threads
- Hardened steel post hole blade
- Long shovel / short handled spade



**BOOKS**



**THE AUSTRALIAN 4WD HANDBOOK**

- Limited edition
  - Complete off-road bible
- How to's, driving techniques, recovery, accessories, navigation and communication, modern vehicle types and environments

**ACCESSORIES**

**KEYRINGS**



**DRINK HOLDERS**




**DRINK BOTTLES**

- 600ml Stainless steel
- Integrated straw



**CAR AIR FRESHENER**



1 2

1

2

**IRONMAN T-SHIRTS**

- Available in various sizes to suit men and women

1. 60<sup>TH</sup> ANNIVERSARY

2. FOAM CELL PRO



2

**MID CURVE VISOR CAP**

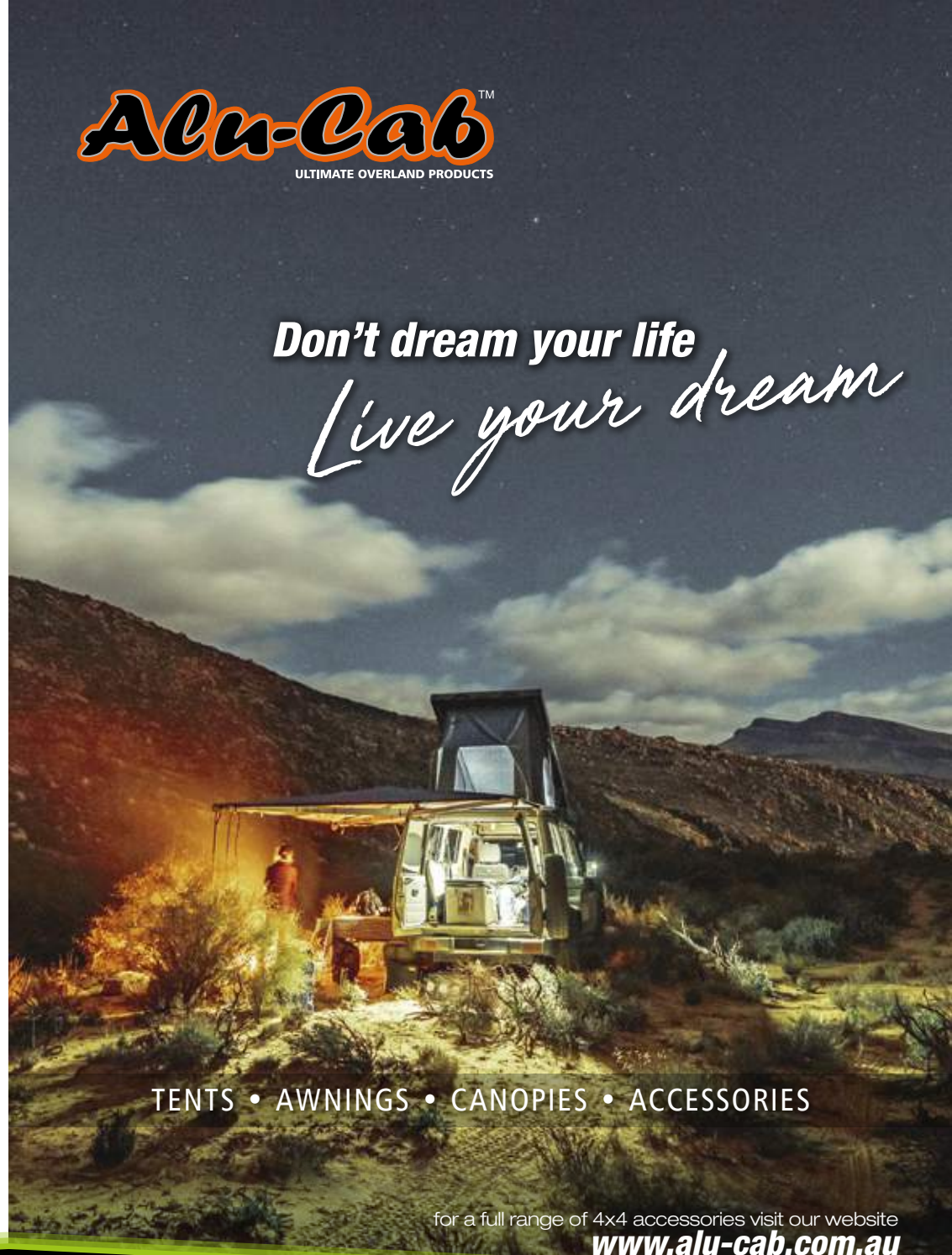


**FLAT VISOR CAP**




**Alu-Cab**<sup>TM</sup>  
ULTIMATE OVERLAND PRODUCTS

*Don't dream your life  
Live your dream*



TENTS • AWNINGS • CANOPIES • ACCESSORIES

for a full range of 4x4 accessories visit our website  
[www.alu-cab.com.au](http://www.alu-cab.com.au)



PRODUCTS AVAILABLE FROM OVER 800 STORES AUSTRALIA-WIDE  
FOR YOUR NEAREST DISTRIBUTOR, CALL 1300 731 137 OR VISIT US AT:

[www.ironman4x4.com](http://www.ironman4x4.com)



Find us on Facebook  
[facebook.com/Ironman4x4au](https://facebook.com/Ironman4x4au)

Prices do not include freight or fitting. Prices are subject to change without notice. Colours and styles may vary to those displayed. Some products may vary depending on vehicle model. Our goods come with guarantees that cannot be excluded under the Australian Consumer Law.

You are entitled to a replacement or refund for a major failure and for compensation for any other reasonably foreseeable loss or damage. You are also entitled to have the goods repaired or replaced if the goods fail to be of acceptable quality and the failure does not amount to a major failure. E&OE.

©Copyright 2023 Ironman 4x4 Pty Ltd. No part of this publication may be reproduced or replicated without the prior written consent of Ironman 4x4 Pty Ltd.

VOLUME 22