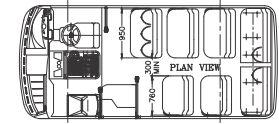
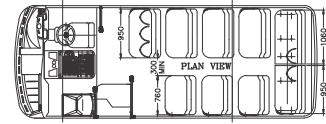


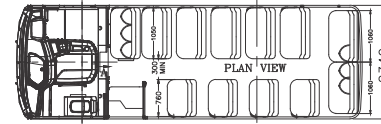
## Seating Layouts



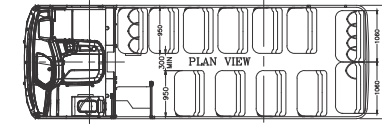
Starbus LP 410/29 20+A+D (3x2)



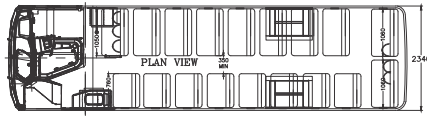
Starbus LP 410/33 25+A+D (3x2)



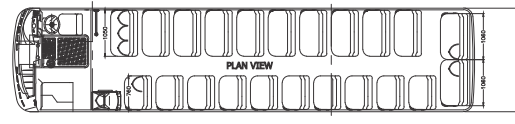
Starbus LP 410/36 34+A+D (3x2)



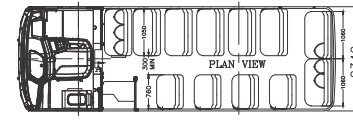
Starbus LP 410/36 38+A+D (3x3)



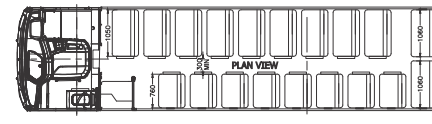
Ultra LPO 7.5T/44 48+A+D (3x2)



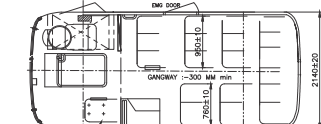
Ultra LPO 10.2T/54 58+A+D (3x2)



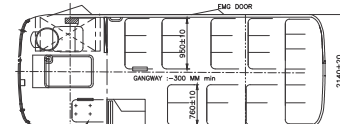
Starbus CNG LP 407/36 34+A+D (3x2)



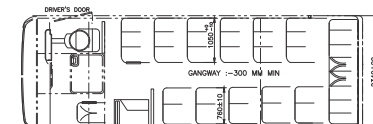
Starbus CNG LP 909/52-LP 913/52 (AC/NAC) 51+A+D (3x2)



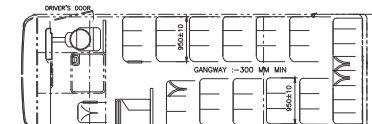
CityRide Skool LP 410/29 19+A+D (3x2)



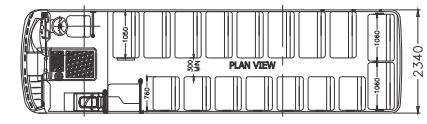
CityRide Skool LP 410/33 24+A+D (3x2)



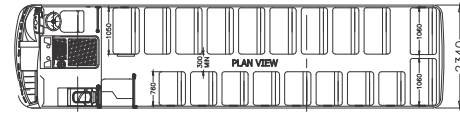
CityRide Skool LP 410/36 36+A+D (3x2)



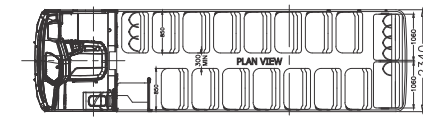
CityRide Skool LP 410/36 41+A+D (3x3)



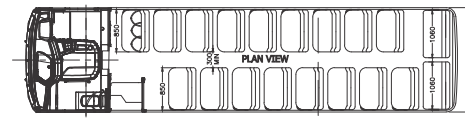
Starbus & CityRide Skool LP 710/45 46+A+D (3x2)



Starbus & CityRide Skool LP 810/52 51+A+D (3x2)



Starbus & CityRide Skool LP 710/45 53+A+D (3x3)



Starbus & CityRide Skool LP 810/52 59+A+D (3x3)

## TATA MOTORS

For more information, please visit our website: [www.buses.tatamotors.com](http://www.buses.tatamotors.com) E-mail: [businfo@tatamotors.com](mailto:businfo@tatamotors.com) or call toll-free no. **18 00 20 97 979**. You can also contact our Sales Office: Tata Motors Limited, 4th Floor, Ahura Centre, 82, Mahakali Caves Road, MIDC, Andheri (East), Mumbai - 400 093.

All pictures shown are for illustration purpose only. Actual product may vary. CAUTION: Accessories shown in the picture or elsewhere do not constitute standard fitment. The specifications are merely indicative. Due to continuous product improvements, these specifications are liable to change without notice.




Terms & Conditions apply

## TATA MOTORS

Connecting Aspirations



SAFE IN YOUR ARMS | SAFE IN A TATA BUS



## TATA SCHOOL BUS RANGE



### ADVANCED SAFETY FEATURES

- Reverse Parking Sensors
- Panic button
- Fire-retardant seats
- Pneumatic door with sensitivity

Tata Motors continues to ensure maximum safety and comfort for kids during their school bus commute. This comes from our deep understanding of parents' concern about their kids' safety.

As a trusted OEM, we at Tata Motors have gone ahead to exceed the standards of Government regulations. As a result Tata School Buses are safer than ever. Now parents and schools can finally enjoy some peace of mind when it comes to the kid's safety. In simple words, kids in Tata School Bus are as safe as they are in their mother's arms.



Improved safety



Great comfort



High fuel-efficiency



Low maintenance

**BS6**



## Tata School Bus Range

Extremely safe for little ones

The latest Tata School Buses have undergone a bumper-to-bumper change. These buses have been designed as per PAL (Product, Attributes & Leadership) strategy. From chassis to body, a series of changes have been undertaken, including:

- A new generation facia
- More number of seats
- Increase in warranty
- Improvement in aesthetics
- Enhanced comfort
- Maximum safety

Specifically designed to offer WIDER and MORE number of seats, Tata School Bus range ensures a per seat cost that's almost same as a BS4 school bus. This increases the profitability of school bus operators.



**Starbus** ULTRA  
SKOOL


**Starbus**  
SKOOL

**CityRide**  
SKOOL



### Power of Profit

- Improved fuel efficiency
- Higher uptime due to longer & synchronised service intervals
- Low rolling resistance radial tubeless tyres
- Modular design



### Power of Performance

- Higher power & torque
- Multimode FE switch in TurboTronn engine
- Better drivability with flatter torque curve
- Power steering with tiltable & telescopic column
- Improved braking performance



### Power of Comfort

- Improved driver visibility
- Improved pedal positions & reduced effort
- Reduced gear shifting effort
- Increased passenger comfort
- Lower NVH



POWER OF 6



### Power of Convenience

- Multi-functional instrument cluster in-built with Gear Shift Advisor (GSA)
- ITS enabled bus
- Provision for music system, USB charger for driver
- Illuminated dashboard switches for ease of detection
- Reverse parking assistance
- Best-in-class cabin storage



### Power of Design & Style

- Front face with Tata trust bar
- Panoramic curved front windshield
- Elegant & clean interior finish
- ABS window pillar for each window
- New slenderised internal LED lamps with moon lighting



### Power of Value

- Superior service network
- 5-year/5 00 000 km std. vehicle warranty
- 3-year/3 00 000 km std. body warranty
- Sampurna Seva 2.0
- Tata Genuine Parts
- Tata Prolife
- Leasing & Fleet Management Solutions

★ **25** ★  
**Safety Features**



Panic Button



Fire Extinguisher



Guard Rails



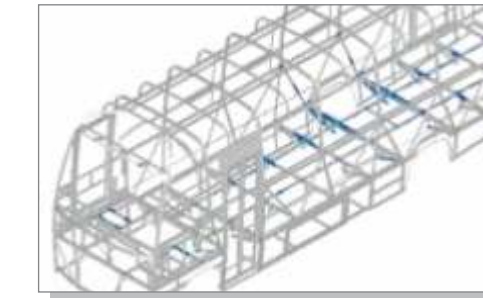
Top Marker Lamps



Anti-skid Flooring



Blind Spot Mirror



Galvanised Structure



Sleek A Pillars



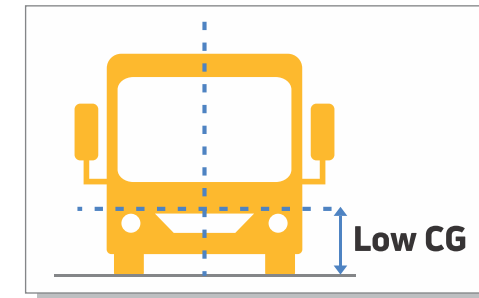
Hammer



Heavy Duty Wiper



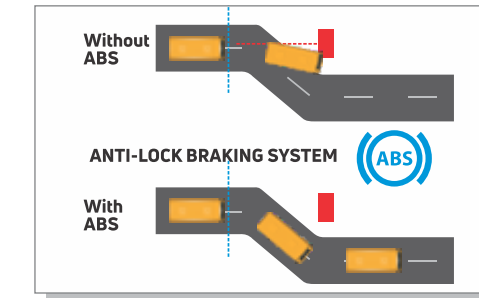
Peep Window



Improved Stability



Lap Belt



ABS (Anti-lock Braking System)



Reverse Parking Sensor



Rear Emergency Exit



Rear School Logo



FDAS/FDSS Indicator




Emergency Exit Door



Transparent Door



Safe Seat Upholstery



Grab Handle for Safe Aisle Movement



Driver Partition



Pneumatic Door with Sensitivity (Only in AC Buses)



STOP Sign



## Comfort, Convenience & Styling Features



Support Handle



Dashboard Gear Lever



Overhead Glove Box



Easy Access to AIS 140 Device



Step Well Partition



Sunvisor



Bag Rack under Seats



Ultra Sleek LED Light



Earmarked Seating Space



Hatrack



Retractable Step



Digital Instrument Cluster



Spacious Driver Area



Armrest



Aluminum Profile at Step



Engine Hood Insulation



Provision for Speaker



Tool Box



Driver Fan



Pneumatically Suspended Driver Seat



Bottle Holder & Storage Space



Steps for Driver Easy Ingress



Charging Point



Stylised Head Lamps



Soft Touch ABS Window Pillar

## Starbus Ultra AC

Bus Model	Starbus Ultra AC	
Chassis Platform	LPO 10.2/54 BS6	LPO 7.5/44 BS6
Wheelbase	5 400 mm	4 400 mm
Engine	Turbotronn Engine	
Engine Power	115 kW @ 2 600 r/min	
Engine Torque	450 Nm @ 1 000 - 2 200 r/min	
Clutch Diameter	310 mm	
Gearbox	GBS550 - Cable Shift	
Brakes	Air Brakes	
Suspension	Parabolic Suspension	
Steering	Power Steering, Tilt - Telescope	
Battery	24 V, 120 Ah	
Alternator	150 A	
Tyres	235/75 R17.5	225/75 R17.5
Fuel Tank Capacity	160 l	120 l
Max. GVW	10 850 kg	9 700 kg

## Advantage of Scroll Compressor

- High reliability
- Lower interior noise & floor vibration
- High cooling capacity and air flow
- Better fuel efficiency w.r.t competition (10 %)
- Cooling performance 12 % - 15 % better than competition
- Low weight
- Reduced refrigerant charge due to multi-flow condenser
- Easy installation
- Easy maintenance access



### Skip Fire



- After attaining 60°C, if the engine remains for more than 15 seconds at idle r/min, it gets shifted to Skip Fire mode. This means that the firing takes place only in 2 cylinders at a time rather than all 4 cylinders.
- This saves CNG fuel considerably. The monitoring is through ECU.

### Swagelok Fittings



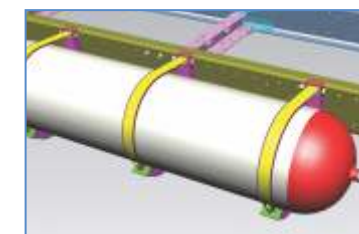
- Best-in-class, leak proof & high reliability cylinder valves & piping fitted with safety device.
- CNG cylinder valve with inbuilt pressure relief devices (burst disc & fusible plug) & excess flow device ensure proper venting of gas from cylinder in hazardous conditions.

### Tata 3.8 SGI CNG Engine



- Trustworthy & fuel efficient 3.8 SGI BS6 CNG engine.
- The DNA of BS4 engine is carried to the BS6 engine so that the same reliability and mileage superiority is achieved.
- Max. power 62 kW (85 PS) for NA engine and 92 kW (125 PS) for TC engine.
- Max. torque improved to 285 Nm for NA engine and 420 Nm for TC engine.


### Rigid Cylinder Mounting



- Strong cylinder mounting arrangement ensures vibration-free location.
- Better ground clearance ensures damage-free service to the CNG kit & less prone to water splashing under body ensuring reliability & uptime.

## Tata Starbus CNG

### Coil-on-Plug



- Low maintenance as the coils (HT) are mounted directly on the spark plug, reducing the electrical, and efficient working for better performance.
- High uptime with easy fault diagnosis system; user-friendly.

### Battery Cut-off Switch



- Battery cut-off switch to enhance safety as it disconnects the electrical from the system when the bus is stationary or during night halt.

### Cylinder Layout



- 3 nos. CNG cylinders with high 360 l / 516 l CNG capacity.
- Rigid CNG cylinder mounting to withstand rugged application.

## Features



5-Year/5 00 000 km Vehicle Warranty



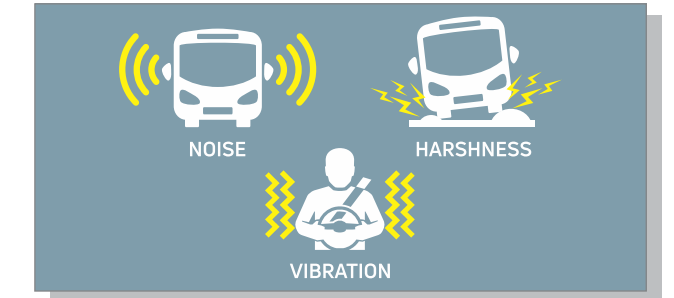
4 SP CR, 3.3 l TurboTronn, 3.8 SGI CNG Engine Options



Multi-mode Fuel Economy Switch\*



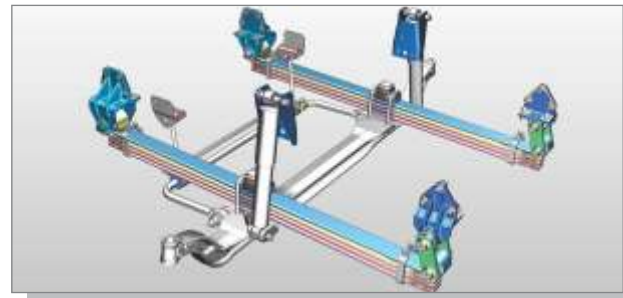
Straight Frame Chassis for Sturdier Design and Better Serviceability



Noise, Vibration, Harshness Reduced for Enhanced Comfort



Gear Lever with Cable Shift Mechanism for Smooth Gear Shift



Increased Passenger Comfort Parabolic Suspension



Tilt And Telescopic Steering for Shoulder Comfort



3-Year/3 00 000 km Body Warranty



New Generation Bus Body Design from Tata Marcopolo



DRL with Full LED Lamp




Radial Tubeless Tyres for Better Mileage and Tyre Life



Improved Braking for Safety



Accelerator, Brake, Clutch Efforts Reduced for Leg Comfort



Ring Type Structure for Passenger Safety



Elegant & Clean Interior Finish with Less Number of Joineries



\*To be introduced in TurboTronn engine

## Technical Specifications

Brand	Platform	WB	Seats (3x2)	AC Option	Seats (3x3)	FOH	ROH	Length	Height	Width
STARBUS	LP 410	2 955 mm	20+A+D	✓	NA	930 mm	1 115 mm	5 000 mm	2 780 mm	2 200 mm
	LP 410	3 300 mm	25+A+D	NA	NA	930 mm	1 650 mm	5 880 mm	2 780 mm	2 200 mm
	LP 410	3 600 mm	34+A+D	✓	38+A+D	1 430 mm	2 160 mm	7 190 mm	2 910 mm	2 340 mm
	LP 710	4 500 mm	46+A+D	NA	53+A+D	1 430 mm	2 700 mm	8 630 mm	2 910 mm	2 340 mm
	LP 810	5 200 mm	51+A+D	NA	59+A+D	1 430 mm	2 950 mm	9 750 mm	2 910 mm	2 340 mm
ULTRA	LPO 10.2	5 400 mm	58+A+D	✓	NA	1 800 mm	3 240 mm	10 440 mm	2 910 mm	2 340 mm
	LPO 7.5	4 400 mm	48+A+D	✓	NA	1 800 mm	2 640 mm	8 840 mm	2 910 mm	2 340 mm
STARBUS CNG	LP 407 CNG	3 600 mm	34+A+D	NA	NA	1 430 mm	2 160 mm	7 190 mm	2 910 mm	2 340 mm
	LP 909 CNG	5 200 mm	51+A+D	NA	NA	1 430 mm	2 950 mm	9 750 mm	2 910 mm	2 340 mm
	LP 913 CNG	5 200 mm	51+A+D	✓	NA	1 430 mm	2 950 mm	9 750 mm	2 910 mm	2 340 mm

## Variants

Brand	Platform	WB	Seats (3x2)	AC Option	Seats (3x3)	FOH	ROH	Length	Height	Width
CITYRIDE	LP 410	2 955 mm	19+A+D	NA	NA	930 mm	1 115 mm	5 000 mm	2 780 mm	2 200 mm
	LP 410	3 300 mm	24+A+D	NA	NA	930 mm	1 650 mm	5 880 mm	2 780 mm	2 200 mm
	LP 410	3 600 mm	36+A+D	NA	41+A+D	1 430 mm	2 140 mm	7 170 mm	2 910 mm	2 340 mm
	LP 710	4 500 mm	46+A+D	NA	53+A+D	1 430 mm	2 700 mm	8 630 mm	2 910 mm	2 340 mm
	LP 810	5 200 mm	51+A+D	NA	59+A+D	1 430 mm	3 100 mm	9 730 mm	2 910 mm	2 340 mm

## Technical Specifications

Chassis Platform	LP 410/29 BS6	LP 410/33 BS6	LP 410/36 BS6	LP 710/45 BS6	LP 810/52 BS6	LPO 7.5/44 BS6	LPO 10.2/54 BS6	LP 407/36 CNG BS6	LP 909/52 CNG BS6	LP 913/52 CNG AC BS6
Engine	Tata 4SP CR					Turbotronn		Tata 3.8 SGI NA		Tata 3.8 SGI TCIC
Engine Power	74 kW @ 2 800 r/min					92 kW @ 2 600 r/min		62 kW @ 2 500 r/min		92 kW @ 2 400 r/min
Engine Torque	300 Nm @ 1 400 - 2 200 r/min					390 Nm @ 1 000 - 2 200 r/min		285 Nm @ 1 200 - 1 500 r/min		420 Nm @ 1 300 - 1 600 r/min
Clutch Diameter	280 mm					310 mm		280 mm		330 mm
Gearbox	GB 400 - Cable Shift					GBS 550 - Cable Shift		GB 400 - Cable Shift		GBS 550 - Cable Shift
Brakes	Air Brakes					Air Brakes		Air Brakes		Air Brakes
Suspension	Parabolic Suspension					Parabolic Suspension		Parabolic Suspension		Parabolic Suspension
Steering	Power Steering					Power Steering		Power Steering		Power Steering
Battery	12 V, 100 Ah					12 V, 120 Ah		12 V, 120 Ah		24 V, 120 Ah
Alternator	75 A (150 A for 29/36 WB AC)					120 A		120 A		150 A
Tyres	7.0 R 16 - 12PR	7.5 R 16 - 14PR	215/75 R 17.5	225/75 R 17.5		225/75 R 17.5	235/75 R 17.5	215/75 R 17.5	235/75 R 17.5	235/75 R 17.5
Fuel Tank Capacity	60 l		120 l			120 l	160 l	360 l	516 l	516 l
Max. GVW	4 600 kg	5 500 kg	7 000 kg	8 000 kg	8 500 kg	9 700 kg	10 850 kg	7 300 kg	9 600 kg	10 200 kg