

LS 500h



 **LEXUS**
EXPERIENCE AMAZING
lexusindia.co.in

THE ICONIC FLAGSHIP. IN ITS FIFTH GENERATION AVATAR.

It is close to three decades now. And the Lexus LS, the original luxury disruptor, has evolved over the years. Each generation has carried the torch further and the new Lexus LS 500h is no different. It reflects a strong, uniquely Japanese identity and approach to luxury, is crafted for the visionaries, and is designed to transform their commuting experience. We are proud of the lengths we go to, to give that unparalleled experience that makes the driver feel connected and alive.



“The LS is the flagship of the Lexus brand. More than any other model, it embodies the history and image of Lexus and serves as a symbol for everything the brand stands for.” - **Koichi Suga**, Chief Designer

DESIGNED WITH PASSION

We at Lexus understand the changing nature of the definition of luxury; luxury is no longer about ownership of an icon, but the unforgettable experiences that it offers. The design of the Lexus LS 500h springs forth from this basic tenet. The fifth generation Lexus flagship sports a more elegant, evocative and fluid interpretation of Lexus' unique L-finesse design language; offering the comfort and room of a luxurious three box sedan, yet with the stylish silhouette of a four-door coupe.



Six welcoming lights, inspired by the Japanese traditional Andon lamps illuminate the cabin.



PERFORMANCE, PULSATING

The all-new, ultra-rigid GA-L platform with its lower profile and longer wheelbase lends the LS a stretched, ground-hugging appearance while adding to the aerodynamic build and precision handling. The world's first multi-stage Hybrid system offers exhilarating performance and greater efficiency with the perfect amalgamation of the electric motor and a simulated 10-speed automatic transmission that enables precise shifts, much better than a conventional hybrid.



3.5 litre V6 petrol engine and 310.8 kV Lithium ion battery power the world's first Multi Stage Hybrid System



All-new ultra-rigid GA-L platform



CRAFTSMANSHIP MEETS REFINED ENGINEERING

When real luxury's the question, going beyond passion is often the answer. The LS 500h integrates elements of Japanese culture and the timeless appeal of Japanese craftsmanship into a holistic experience. The traditional Japanese attention to detail and build quality that has always characterized Lexus products is now reaching its new apex with the LS. For instance, the dashboard is inspired by the Japanese harp and is the result of painstaking efforts that have gone into working with high-strength magnesium. Yet another example of craftsmanship is the Takumi-crafted spindle grill that sports 5032 individual grid facets.

COMFORT VERSUS HOSPITALITY

At Lexus, we look at customers as guests, rather than passengers. The Lexus LS 500h, reflects this in the minutest of details. Be it the front seat that deploys motors and a pneumatic system to enable it to adjust in 28 different ways; or the rear seats that offer comprehensive Shatsu massage, facilitated by a total of seven programs that extend settings to suit individual moods. Equipped with ottomans, the rear seats automatically return to the neutral position when the door is opened. The seatbacks are raised by about 4° more to allow the occupant to step out of the vehicle with ease. Not surprisingly, the LS comes with a class leading legroom of 1022 mm.



THOUGHTFUL TECHNOLOGY

The LS 500h is packed with meaningful technology that adds up to the level of comfort and privileged experience that you're sure to encounter. For instance, a seat-linked tilt function automatically adjusts the display at the rear to an optimum viewing angle based on front and rear seat position information; the next-generation Lexus multimedia system provides complete control of navigation, audio and media, telephone, climate, as well as comprehensive vehicle settings and customization.



The Lexus Climate Concierge automatically controls air conditioning, seat heating and ventilation, and steering wheel heating to quickly provide each passenger with a comfortable environment. With Infrared Rays Matrix Sensors deployed at 16 zones, the concierge senses body surface temperature of all occupants and accordingly adjusts cooling and heating swiftly to bring them to their comfort zones.



MUSIC CLOSE TO LIVE PERFORMANCE

The Lexus LS 500h sports a 23-speaker Mark Levinson Q1 Reference Surround Sound System, a product that was in development for over six years. The 7 digital signal-processing amplifier with Q1 analyzes musical waveform at a much deeper level while segregating the audio source into individual streams - vocals, instrumental and other spatial sound information based on amplitude, phase and other individual attributes of the signal, thereby rendering a natural three-dimensional surround sound experience that has harmonic richness and spatial accuracy.

EXTERIOR
COLOURS

A palette of colours from the bold and luminous



SONICQUARTZ <085>



SONIC SILVER <112>



SONIC TITANIUM <117>



MANGANESE LUSTER <K2>



BLACK <212>



GRAPHITE BLACK GF <223>



RED MC CS <3R1>



SONIC AGATE <3U3>



SLEEKECRU ME <4U7>



AMBER CS <4X2>



DEEP BLUE MC <8X5>




The cabin sports real wood expertly veneered by Takumi masters by deploying a combination of exclusive sliced-veneer manufacturing technologies and Laser Cut techniques to give a "larger" pattern with dramatic contrasts between the light and the dark - a look that's unique to Lexus.

< INTERIOR >



WHITE Creates an extraordinary atmosphere, accentuating the broadly flowing forms



CRIMSON & BLACK
Creates an elegant and mysterious interior space



CAMEL Tri-tone color scheme of harmonious browns, creating a rich and glamorous impression unlike a monotone scheme




BROWN Rich brown brings out the classy feel of leather, giving the overall interior a mature impression




BLACK Simple and sporty


< TRIM >



LASER CUT SPECIAL



ART WOOD ORGANIC



ART WOOD HERRINGBONE

< NOISE-REDUCTION ALLOY WHEELS >



Specially designed and developed 20-inch cast alloy noise-reduction wheels that reduce weight, enhance rigidity and suppress noise

SPECIFICATIONS <LS 500h>

Dimensions	Overall L x W x H (mm)	5235 x 1900 x 1450
	Wheelbase (mm)	3125
Engine	Ground Clearance	147 mm
	Lead Front / Rear (mm)	1630 / 1635
Motor Generator	Type	8CGR FXS - EURO 6 - V TYPE
	Displacement (cc)	3456 cc
	Max Output	220 kW / 6600 rpm
	Max Torque	350 Nm / 5100 rpm
Chassis & Transmission	Max Output	132 kW
	Max Torque	300 Nm
Exterior Features	Trial System Output	264 kW
	Suspension	AIR + Adaptive Variable Suspension + Ride Height Control
	Pitch & Bounce Control	Yes
	Brake	Front / Rear Disc Brake - 18" / 17"
Interior Features	Transmission	Multi Stage Hybrid
	Headlamp	3 LED with Auto Levelling & Cleaner
Exterior Features	LED DRL, Clearance & Cornering Lamp	Yes
	Turn Signal Lamps	LED Sequential
	Luggage Door Kick Sensor	Yes (Power trunk lid/hands free operation)
	Soft Door Close	Yes - Auto & Easy Closure Doors
	Wiper Blade	Aqua Arm Wiper Blades
	Moon Roof	Yes
	Seal Coat Material	Semi Aniline Leather / L Aniline Leather
	Steering Wheel	Wood + Leather Pad + Heater
	Clearance & Back Sonar	EPS
	Cruise Control	12.3" EMV Screen
Comfort & Convenience	Back Guide Monitor	Yes - Panoramic View Monitor
	Front Seat Headrest	Power + Bultenly + Fall Down
	Rear Seat Headrest	Power + Memory + Bultenly
	Front Seat Slide	Driver 260mm & Passenger 420 mm
	Front Seat Adjuster	Memory + Cushion Length Adjuster + 28-way adjustable
	Rear Seat Adjuster	Power + Olotram + 22-way adjustable
	Sunshade ¹	Power Back + Rear Side + Quarter
	Seal Heater Function ²	Front + Rear
	Seal Heater	Front + Rear
	Seat A/C	Front + Rear
Safety & Security	Air Conditioner ³	Lexus Climate Concierge - Auto 4 Zone + IR Sensors
	Minus Ion generator	Yes (With Nano-e)
	Navigation	Yes
	Audio ⁴	Mark Levinson 23 Speakers - 2400 Equivalent Total Watts
	Rear Seat Entertainment	Dual RSE Monitors - 11.6" HD
	Ani Trail System	Immobilizer + Sten + Intrusion Sensor + Inclination Sensor
	ABS	Yes
	Brake	Front 18" + Rear 17"
	tire Inflation Pressure Warning	Yes
	Vehicle Stability Control (VSC)	Yes
World First Features	Hill Assist Control (HAC)	Yes
	Adjustable Seat Belt Anchorage	Driver & Passenger
	Front Seat Belt Access Buckle	ELR (Emergency Locking Retraction) + TR (Tension Reducer) + Pretensioner + Force Limiter + Easy Access Buckle
	Rear Seat Belt	ELR (Emergency Locking Retraction) + TR (Tension Reducer) + Pretensioner + Force Limiter
Head Up Display	Airbags	14 Airbags
	Head Up Display	Yes - 600mm x 150 mm (Largest in Class)



¹ A power rear sunshade which shades the whole area of the rear window

² Floodlight pressure application areas in both the seatbacks and seat cushions

³ IR (Infrared) (Ray) matrix sensor with the sensing area covering all seats

⁴ QL (Quantum Logic Immersion) Reference surround sound system

<DIMENSIONS>



<LS COLOUR SELECTION MATRIX>

<LS Exterior Options>

085	SONIC QUARTZ	●
112	SONIC SILVER	●
117	SONIC TITANIUM	●
1K2	MANGANESE LUSTER	●
212	BLACK	●
223	GRAPHITE BLACK GF	●
3R1	RED M.C.C.S	●
3U3	SONIC AGATE	●
4U7	SLEEK EGRO ME	●
4X2	AMBER CS	●
8X5	DEEP BLUE MC	●

<LS Interior Options>

	Door Trim →	Semi Aniline Leather		Fabric - High	
		Art Wood Organic	Art Wood Herringbone	Art Wood Herringbone	Laser Cut Special
Seal leather →	Semi Aniline	Black	●	X	
		Crimson & Black	X	●	X
		White	●	X	
	L Aniline	Camel		X	●
		Brown	X		X

● Available X Not Available