

VARIANTS	STD	RXE	RXL	RXT	Climber
Powertrain					
0.8 S Ce	✓	✓	✓	✓	-
1.0 S Ce	-	-	-	✓	✓
1.0 S Ce AMT	-	-	-	✓	✓
Exteriors					
Front fog lamps	-	-	-	✓	✓
Front grille design	Structured Bold	Structured Bold	Structured Bold	New Razor edged chrome	Structured Bold
Arching Roof Rails	-	-	-	-	✓
ORVM on passenger side	-	-	✓	-	✓
Two-tone Glossy ORVMs	-	-	-	1.0 S Ce Only	Orange
Climber Insignia on front doors & rear windshield	-	-	-	-	✓
Speedsport* Designer Graphics on doors - full size	-	-	-	1.0 S Ce Only	-
Front & Rear Terrain Protector	-	-	-	-	✓
Door Protection Cladding	-	-	-	-	✓
Rugged Bumper Overriders	-	-	-	-	✓
Muscular Style Wheels	-	-	-	-	✓
Multi spoke wheel cover	-	-	✓	-	✓
Black hub cap	✓	✓	-	-	-
B-pillar black applique	-	-	✓	-	-
Bumpers	Black	Black	Body coloured	Body coloured	Body coloured
C-shaped signature headlamps	✓	✓	✓	✓	✓
Wheel arch cladding	✓	✓	✓	✓	✓
Side indicator on wheel arch cladding	✓	✓	✓	✓	Orange
Integrated roof spoiler	✓	✓	✓	✓	✓
Tinted glazing	✓	✓	✓	✓	✓
Interiors					
Mono-tone dashboard	✓	✓	✓	-	✓
Dual-tone dashboard	-	-	-	-	-
Upholstery accent	Moon Grey	Moon Grey	Intense Red	Champion Red	Orange Energy
Sporty steering wheel with piano black accent	-	-	-	-	With Climber Insignia
Steering wheel leather wrap inserts with perforations	-	-	-	✓	Orange
Digital instrument cluster	Plain	Satin silver contour	Satin silver contour	Chrome contour	Chrome contour
Stylised gear knob	-	-	-	Chrome	Orange
Orange door trims accents	-	-	-	-	✓
Centre fascia with satin silver contour	-	✓	✓	-	-
Piano black centre fascia with contour	-	-	-	Chrome contour	Orange contour
Front seats: Outer valance cover	Small	Small	Large	Large	Large
Front seats: Inner valance cover	-	-	✓	✓	✓
Rear seats: Foldable backrest	-	✓	✓	✓	✓
Floor console with 2 can holders	✓	✓	✓	✓	✓
Parking brake console	✓	✓	✓	✓	✓
Central air vents: adjustable & closable	-	-	✓	With chrome knobs	With chrome knobs
Side air vents with contour finish	Plain	Plain	Satin silver	Chrome	Orange
Comfort & Convenience					
Electric power steering	-	-	✓	✓	✓
Air conditioner	-	✓	✓	✓	✓
Heater	✓	✓	✓	✓	✓
Front power windows	-	-	✓	✓	✓
Traffic Assistance Mode	-	-	-	Only in AMT	Only in AMT
Rear seat arm rest	-	-	-	-	✓
Rear parcel tray	-	-	-	✓	✓
4-speed blower & 5-position air distribution with chrome ring knobs	-	-	-	✓	✓
On-board trip computer	-	-	-	✓	✓
Cabin lighting with timer & fade-out	-	-	-	✓	✓
Auto on/off cabin light	-	-	✓	✓	✓
Assist grips; Rear passengers	-	-	✓	✓	✓
Sunvisor on passenger side	-	✓	✓	✓	✓
Upper glove box	-	-	-	✓	✓
Lower glove box	-	✓	✓	✓	✓
Open storage in front of the passenger seat	✓	✓	✓	✓	✓
Door map storage with 1 litre bottle holder (both sides)	✓	✓	✓	✓	✓
Front seats: Recline & longitudinal adjust	✓	✓	✓	✓	✓
Gear shift indicator (GSI)	✓	✓	✓	✓	✓
Fuel lid inner release from driver side	✓	✓	✓	✓	✓
Tailgate inner release from driver side	✓	✓	✓	✓	✓

*Available in Manual Transmission only. STD variant is available in ice cool white only. Climber variant is available in Outback bronze, Planet Grey and Electric Blue colours only. Electric Blue is available in Climber variant only.

VARIANTS	STD	RXE	RXL	RXT (O)	Climber
Radio / Multimedia					
Single DIN stereo with radio AM/FM, MP3	-	-	✓	-	-
17.64 cm Touchscreen MediaNAV Evolution	-	-	✓	✓	✓
USB port & Aux-in port	-	-	✓	✓	✓
Bluetooth audio streaming & handsfree telephony	-	-	✓	✓	✓
New Apple CarPlay	-	-	-	✓	✓
New Android Auto	-	-	-	✓	✓
New Push-to-talk (Voice recognition)	-	-	-	✓	✓
New Video Playback (via USB)	-	-	-	✓	✓
Roof mic	-	-	-	✓	✓
12V power socket (Front)	-	-	✓	✓	✓
12V power socket (Rear)	-	-	-	✓	✓
New Fast USB charger	-	-	-	✓	✓
Front speakers (x2)	-	-	✓	✓	✓
Antenna	-	-	✓	✓	✓
Safety & Security					
High safety Pro-Sense front seat belt	-	-	-	✓	✓
Reverse Parking Camera	-	-	-	✓	✓
Front fog lamps	-	-	-	✓	✓
Intermittent front wiper & auto wiping while washing	-	-	-	✓	✓
Remote keyless entry with central locking	-	-	-	✓	✓
Engine immobilizer	-	✓	✓	✓	✓
New Driver Airbag	✓	✓	✓	✓	✓
New ABS + EBD	✓	✓	✓	✓	✓
New Driver & Passenger Seat Belt Reminder	✓	✓	✓	✓	✓
New Speed Alert	✓	✓	✓	✓	✓
Front seats: Integrated headrests	✓	✓	✓	✓	✓
Rear seats: Integrated neck rest	✓	✓	✓	✓	✓
Rear ELR (Emergency Locking Retractor)	✓	✓	✓	✓	✓
High mounted stop lamp	✓	✓	✓	✓	✓
2 years corrosion protection	✓	✓	✓	✓	✓
Spare wheel	✓	✓	✓	✓	✓
TECHNICAL SPECIFICATIONS					
PETROL					
Engine & transmission	0.8 S Ce		1.0 S Ce		
Displacement	799 cc		999 cc		
Number of cylinders	3				
Number of valves	12				
Number of gears	5 + 1 (reverse)				
Transmission type	5-speed manual synchromesh				
Maximum power output	54 PS @ 5678 rpm		68 PS @ 5500 rpm		
Maximum torque	72 Nm @ 4386 rpm		91 Nm @ 4250 rpm		
Steering					
Type	Electric power steering				
Suspension					
Type - Front	Mac Pherson strut with lower transverse link				
Type - Rear	Twist beam suspension with coil spring				
Brake					
Front	Disc				
Rear	Drum				
Wheels & tyres					
Tyre size	155/80				
Wheel rim size	R13				
Tyre type	Radial tubeless				
Dimensions & capacities					
Overall length (mm)	3679				
Overall width (mm)	1579				
Overall height with roof rail (mm)	1478				
Wheel base (mm)	2422				
Ground clearance in unladen condition (mm)	180				
Fuel tank capacity (litres)	28				
Seating capacity	5				



FIERY RED ICE COOL WHITE MOONLIGHT SILVER OUTBACK BRONZE PLANET GREY ELECTRIC BLUE

NEW FEATURE-LOADED RANGE

Renault KWID

Live for more



READY FOR ANYTHING

-  Driver Airbag
-  Anti-Lock Braking System
-  Seat Belt Reminder
-  Reverse Parking Camera
-  AMT Dial
-  Apple CarPlay Android Auto™
-  High Ground Clearance Of 180 mm
-  Best-In-Class Boot Space Of 0.3 m³ (500 litre)
-  Overspeed Alert

Explore what the road has in store for you, with the new feature-loaded Renault KWID. It offers a high driving position and greater visibility that gives you better control. With an imposing stance and dynamic performance, the KWID is now further elevated with a host of first-in-class additions, so that you can go beyond. Fasten your seatbelts and explore the new.



LIVE FOR MORE STYLE



SUV-inspired design



Razor-edge Chrome Front Grille

The Renault KWID is designed to turn heads. Its **SUV-inspired design** with short overhangs along with a **180 mm high ground clearance** exudes strength and robustness. The **new Razor-edge Chrome Front Grille** highlights the Renault diamond logo, while stylish fog lamps further enhance the

Renault KWID's striking stance. The chiselled, muscular front-end is accentuated by turn indicators on the fender cladding. Further, the steeply-raked **forward-positioned windscreen, integrated roof spoilers and rear bumper with a black trim** add to its dynamic SUV look.




Multi spoke wheel cover

LIVE FOR MORE PERFORMANCE AND SAFETY



Available in advanced 1.0L & 0.8L engines

The Smart Control efficiency (SCe) engine technology for accurate air to fuel ratio monitoring, optimises performance and fuel efficiency. The suspension system of the Renault KWID is calibrated for an optimum ride. For added safety, the Renault KWID comes with front ELR seat belt with pretensioners and load limiters. Further, all the variants of the Renault KWID come equipped with a seat belt reminder, new rear retractable seat belts, driver airbag and central locking system. The front disc brakes with ABS ensure you're equipped for all weather conditions and road surfaces, while the high mount stop lamp let you be at complete



Standard across all variants - Driver Airbag

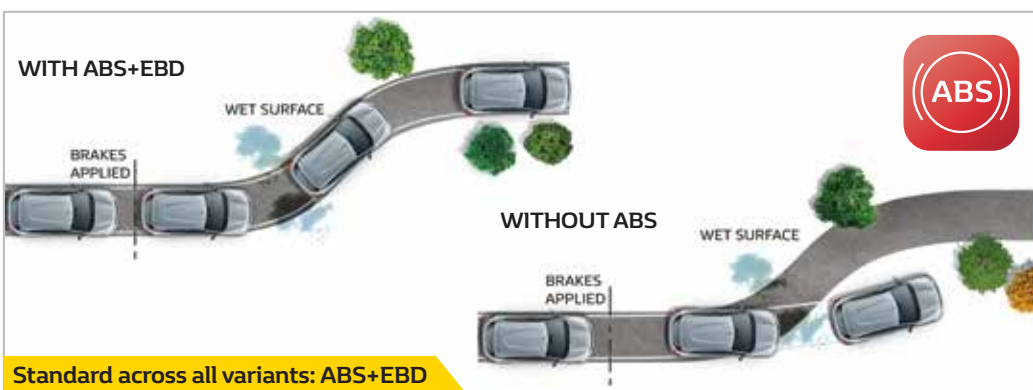
peace of mind all through the journey. There's also the

Traffic Assist Mode that helps the car inch forward in


heavy traffic and keeps it steady on slopes.



High Ground Clearance



Standard across all variants: ABS+EBD



Standard across all variants - Seat Belt Reminder

LIVE FOR MORE COMFORT

The Renault KWID's spacious ergo smart cabin is designed for more comfort. This is further enhanced by the KWID's thoughtful seating. The 4-way adjustable front seats with recline and longitudinal adjust give the

most ideal seating and driving position. While the chunky steering wheel provides enhanced grip. At the back, the new first-in-class rear armrest of the KWID CLIMBER makes for a more relaxed posture.



First-in-class rear armrest (in KWID CLIMBER)



Power steering wheel



Ergo Smart Cabin



Digital Instrument Cluster

LIVE FOR MORE TECHNOLOGY

The new AMT variant features Easy-R technology – a revolutionary 5-speed AMT. The **dash-mounted Shift Control Dial** is designed to make driving effortless. Its user-friendly **17.64 cm Touchscreen MediaNAV Evolution** comes integrated with **Android Auto, Apple CarPlay, Push-to-Talk and Video Playback** on your smartphone, complemented by two speakers in the front. This helps in navigation with turn-by-turn voice guidance, Bluetooth audio streaming &

hands-free telephony. Moreover, all this can easily be accessed through your smartphone. The innovative and easy-to-read **Digital Instrument Cluster** with **on-board trip computer** provides driving related information, while the **gear shift indicator** helps you achieve optimum fuel efficiency. To help parking even in the tightest spots, the KWID also comes with a **new first-in-class Reverse Parking Camera**.



First-in-class AMT Dial



First-in-class Reverse Parking Camera



17.64 cm Touchscreen MediaNAV Evolution **androidauto** Apple CarPlay

LIVE FOR MORE CONVENIENCE

The Renault KWID comes with a host of thoughtful features. From **power assisted windows** that bring convenience to your fingertips to the **powerful air-conditioning with heater** that makes every drive pleasant, to innovative **smart storage spaces** that let you carry all essentials in the cabin at close reach, the KWID is designed around your needs. It comes with a class-leading

boot space of 300 litres that can be extended up to 1,115 litres. The Renault KWID also features **intermittent wipers** that help during drizzles, **new rear ELRs** that help the seat belt to lock upon sudden impact and a front power socket. Additionally the **new rear 12V power socket** ensures phones remain charged in the backseat too.



Ergo smart cabin



Power assisted windows



Best-in-class boot space



Remote keyless entry

