

SWIFT

YOU'RE THE FUEL!

THE **NEW** SPIRIT OF SWIFT
REFINING PERFECTION



AVAILABLE IN PETROL AND DIESEL

INDIA'S MOST EXCITING CAR. IN PETROL AND DIESEL.


The Swift has set new benchmarks for those who love cars. In style. In technology. In performance. In handling. And sheer spirit. There is no other car like it. And the more Swift owners there are, the more Swift owners they create. Resulting in its ever-increasing popularity.

But what exactly makes the Swift so uniquely

exciting, spirited and eminently drivable? Is it the high energy award winning engines? Or the unmistakable signature styling? Is it the top-of-the-line features like ABS, EBD and integrated music system with steering-mounted controls? Or is it the magical coming together of everything that you could dream of? Find your own answer. Test drive a Swift today.



THE STUNNING INTERIOR.
NOTICE THE INTEGRATED AUDIO SYSTEM WITH STEERING MOUNTED AUDIO CONTROLS.



Flatter torque: Even as RPM increases, torque remains almost constant. Which means fewer gear changes, easy city driving and lesser fatigue.

THE POWER OF PETROL

Superbly tuned, finely engineered and perfectly matched to the Swift, this responsive, fuel-efficient petrol engine makes the Swift a real driver's car.

ADVANCED PETROL ENGINEERING

Flatter torque - even at lesser rpm, torque remains almost constant. Which means fewer gear changes, easy city driving and lesser fatigue.

DRIVEN BY PETROL. LOVED BY THE WORLD.

- **RESPONSIVE AND POWERFUL** - advanced 1.3 litre, 16-valve Altec32 engine
- **GREAT PERFORMER** - light, free revving all-aluminium engine
- **MORE POWER FOR LESS PETROL** - 6 on-board computers control everything precisely from fuel to ignition timing
- **HIGHLY FUEL-EFFICIENT** - the 16-valve engine is built for strength and stamina, and delivers superb fuel economy of 15.9 kmpl**
- **GET THE POWER TO ZIP** - 87 bhp at 4000 rpm and 113 Nm of torque at just 4500 rpm
- **IDEAL FOR CITY TRAFFIC** - engine tuned to give you the best performance at low and mid range speeds
- **MORE COMFORTABLE DRIVES** - fewer gear changes, better fuel efficiency and less driver fatigue - thanks to great torque



EXTRA TOUCHES

EXTERIORS



BUMPERS IN THE FRONT AND REAR

A subtle change that pleases the eye, the new front and rear bumpers add extra visual spice



GRILL DESIGN

The front grill gets an ultra contemporary designer look




REAR COMBINATION LAMPS

Sports a new hi-tech design

WHEEL STATEMENT

Gleaming new alloy wheels, finished with an all-new wheel cap



ORVM⁺

Now on the left hand side of the LXi and LDi. Internally adjustable. More sleek. More stylish.



INTERIORS



SMOOTH, SLEEK INTEGRATED AUDIO SYSTEM WITH STEERING MOUNTED CONTROLS*

Best-in-class feature found only in the Swift



REAR SEAT HEAD RESTS⁺⁺


Lean back and relax in the back



ZXi



VXi/VDi



LXi/LDi


SEATS WITH NEW FABRIC DESIGN

Enhances the feeling of luxury



DIGITAL CLOCK⁺⁺

Enhanced convenience



DAZZLING DIAL⁺⁺

The speedometer becomes even more stylish with all-new chrome instrument cluster and white illumination

TILT STEERING*

Drive easily after adjusting the steering wheel to your individual posture



DOUBLE HORN

Increased safety



KEY WITH INTEGRATED REMOTE CONTROL*





CHOOSE THE TECHNOLOGY THAT'S RIGHT FOR YOU.

It's hard to choose from two such outstanding examples of technology.

What you should consider is the number of kilometres you clock every year to help you decide. Diesel is a good option if you drive long distances regularly. Whereas, if a car is

driven mostly over short and medium distances in start-stop city conditions then Petrol is the better option.

Whatever you choose, Petrol or Diesel, you can be sure of one thing. The Swift will always be a winner on the road.

STYLE LOADED WITH TECHNOLOGY

The engine, suspension, luxury features and transmission – in fact every part of the Swift's beautiful body – is a sophisticated example of advanced automobile technology. So let's tell you all about the science behind the incredible driving experience of the Swift.

RALLY BASED SUSPENSION

Proven in rally-winning cars and acknowledged to be one of the world's best forms of vehicle suspension, front

McPherson struts and a rear torsion-beam raise handling and comfort to a new high.



WIDER BODY ON WIDER TRACKS




1480mm

Tracks are the distance between the two front or the two rear wheels. Wider tracks allow spacious interiors, more comfort, better handling and stability.

ADVANCED INTERIORS

In true sports-car style, the Swift's roomy glasshouse cabin wraps around the driver for a more fulfilling driving experience.

Sporty touches abound, with a three-spoke tilting steering wheel and a spherical gearshift knob. Advanced ergonomic seats make for unbeatable comfort.



ADVANCED P-EPS STEERING

Delivers effortless steering, minimum cabin noise and enhanced fuel efficiency. Thanks to the power of electronic steering technology.

SILK SMOOTH TRANSMISSION

Everyone will enjoy the smooth and easy gear shifts. Car buffs will note that the gear stick has to actually travel shorter distances to shift into any of the five gears.

AUTOMATIC CLIMATE CONTROL SYSTEM*

A luxury feature that enhances cabin comfort. On-board computers auto-adjust to the weather outside for comfortable, constant cabin temperature.

THE SCIENCE OF SAFETY

We believe in over-engineering where your safety is concerned. A highly crash-resistant structure keeps you more secure. As do other efficient

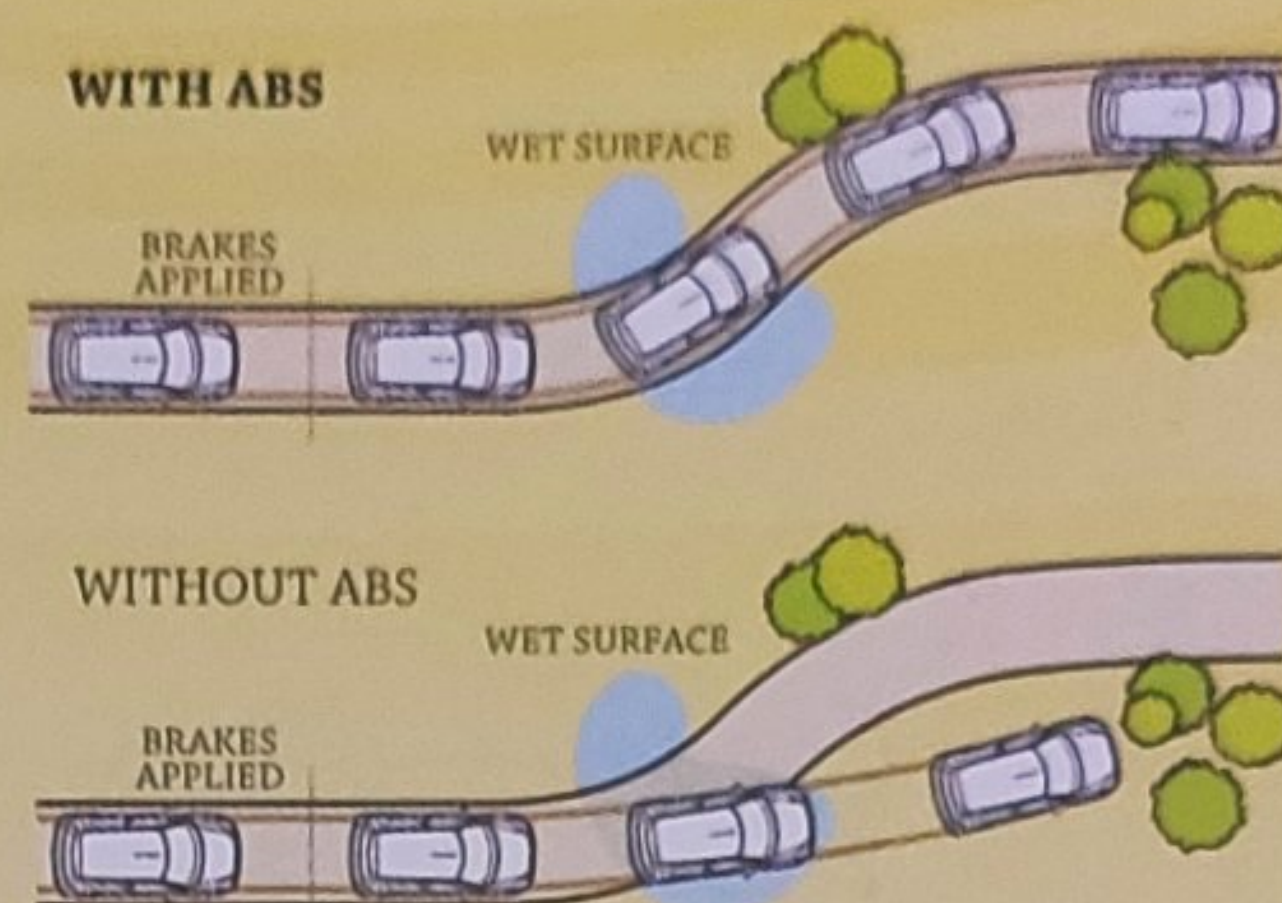


features like a collapsible steering column, seat-belts with safety enhancing pre-tensioners and impact-absorbing exteriors and interiors. In case of a head-on collision, the front seat occupants are cushioned from impact by two large SRS Airbags* that inflate in a fraction of a second.

In the ZXi model, uncontrolled skids while braking, especially on slippery roads are prevented by Antilock Brakes (ABS) with Electronic Brake-force Distribution (EBD).

SPACE VEHICLE


The advanced design approach also allows for better space management - to maximise people and luggage carrying flexibility. Bench-type rear seating allows three to sit comfortably. The boot accommodates plenty, even for those out-of-town weekend trips. There's space for everything and more.



iCATS - NO ONE TOUCHES YOUR SWIFT

Swift comes factory fitted with iCATS, the hi-tech anti-theft security system.

A digital transponder ensures only your key and nothing else will start it.



STYLE LOADED WITH TECHNOLOGY

The engine, suspension, luxury features and transmission – in fact every part of the Swift's beautiful body – is a sophisticated example of advanced automobile technology. So let's tell you all about the science behind the incredible driving experience of the Swift.

RALLY BASED SUSPENSION

Proven in rally-winning cars and acknowledged to be one of the world's best forms of vehicle suspension, front

McPherson struts and a rear torsion-beam raise handling and comfort to a new high.



WIDER BODY ON WIDER TRACKS



Tracks are the distance between the two front or the two rear wheels. Wider tracks allow spacious interiors, more comfort, better handling and stability.

ADVANCED INTERIORS

In true sports-car style, the Swift's roomy glasshouse cabin wraps around the driver for a more fulfilling driving experience. Sporty touches abound, with a three-spoke tilting steering wheel and a spherical gearshift knob. Advanced ergonomic seats make for unbeatable comfort.



ADVANCED P-EPS STEERING

Delivers effortless steering, minimum cabin noise and enhanced fuel efficiency. Thanks to the power of electronic steering technology.



SILK SMOOTH TRANSMISSION

Everyone will enjoy the smooth and easy gear shifts. Car buffs will note that the gear stick has to actually travel shorter distances to shift into any of the five gears.



AUTOMATIC CLIMATE CONTROL SYSTEM*

A luxury feature that enhances cabin comfort. On-board computers auto-adjust to the weather outside for comfortable, constant cabin temperature.



THE SCIENCE OF SAFETY

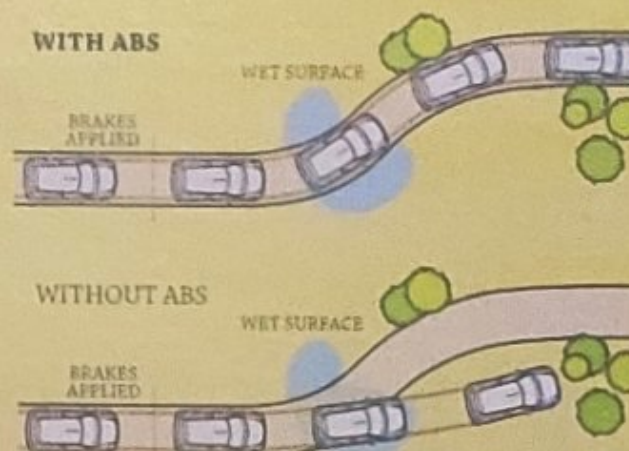
We believe in over-engineering where your safety is concerned. A highly crash-resistant structure keeps you more secure. As do other efficient

features like a collapsible steering column, seat-belts with safety enhancing pre-tensioners and impact-absorbing exteriors and interiors. In case of a head-on collision, the front seat occupants are cushioned from impact by two large SRS Airbags* that inflate in a fraction of a second.

In the ZXi model, uncontrolled skids while braking, especially on slippery roads are prevented by Antilock Brakes (ABS) with Electronic Brake-force Distribution (EBD).


SPACE VEHICLE

The advanced design approach also allows for better space management - to maximise people and luggage carrying flexibility. Bench-type rear seating allows three to sit comfortably. The boot accommodates plenty, even for those out-of-town weekend trips. There's space for everything and more.



iCATS - NO ONE TOUCHES YOUR SWIFT

Swift comes factory fitted with iCATS, the hi-tech anti-theft security system. A digital transponder ensures only your key and nothing else will start it.



INDIA'S MOST ADVANCED DIESEL TECHNOLOGY

DIESEL ROCKS

The Swift has another way to captivate you. Diesel. Underneath that sculpted body lies advanced diesel technology that's unlike anything you have ever experienced before.

With unimaginable levels of power, refinement, responsiveness and fuel-efficiency. At the heart of this new technology is the DDiS engine, manufactured at our new state-of-the-art plant at Manesar, Haryana.



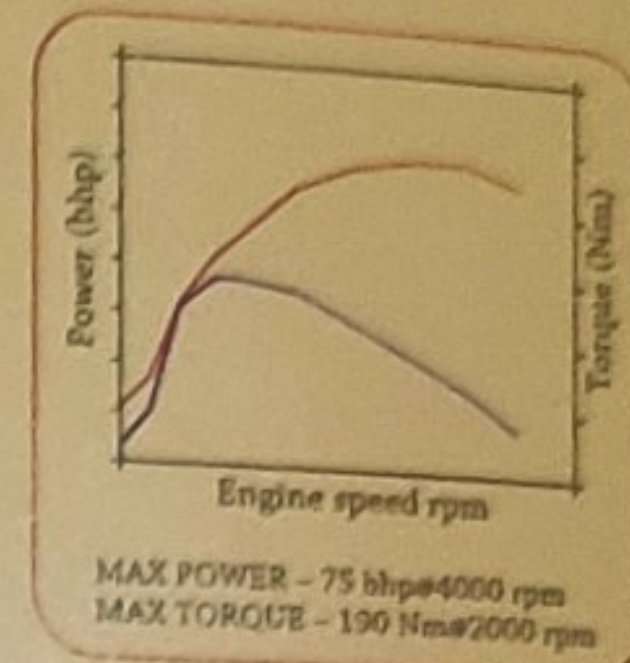
21
km/l
ARAI CERTIFIED
PETROL MILEAGE

DDiS - THE BEST DIESEL ENGINE IN THE WORLD*

The Swift's DDiS engine is one of a kind. An international star. No other diesel engine[#] delivers so much performance, fuel-efficiency, driving pleasure and durability. Or such low noise and vibration levels.

- The DDiS engine - **International Engine of the Year⁺** in Europe
- **More pulling power** with Turbocharger and Intercooler combination (normally only fitted on big diesel engines for extra power and efficiency, a first in an engine of this size)
- **Smoother running, low noise and cleaner exhaust** thanks to a unique 5-step multi injection technology

- **Highly fuel-efficient** engine, thanks to a Double Over Head Camshaft (DOHC)
- 190 Nm of torque and 75 bhp for a **superior drive with fewer gear shifts**
- **Incredibly compact and light** 1.3 litre engine is highly fuel-efficient
- **Minimum noise and vibrations**
- Has a Chain Drive Timing System that makes the engine **maintenance-free** compared to other diesel engines[#]
- One of the cleanest, most **environment-friendly** engines available today



TECHNOLOGY IN ITS HEART

TURBOCHARGER AND INTERCOOLER COMBINATION

- Efficient combustion
- Higher torque
- Cleaner emissions

5-STEP MULTI INJECTION COMMON RAIL SYSTEM @1400 BAR

- Better fuel combustion
- Optimised NVH

DOUBLE OVER HEAD CAMSHAFT (DOHC)

- Precise & quick valve operation

CHAIN DRIVE TIMING SYSTEM WITH AUTO TENSIONER

- Maintenance-free for the entire engine life
- Precise valve timing



16-VALVE CYLINDER HEAD

- Improves breathing
- Better fuel combustion
- Cleaner emissions

COOLED EGR SYSTEM

- Cooled exhaust gas recirculation
- Cleaner emissions

ALUMINIUM BED PLATE

- Reduced engine vibration
- Minimum noise

GREEN OIL FILTER

- Environmentally friendly
- Easy to maintain

DDiS

SUPERIOR COMMON RAIL DIRECT INJECTION TECHNOLOGY

VITAL STATISTICS

MARUTI SUZUKI
Count on us

SPECIFICATIONS

BODY TYPE	PETROL	DIESEL
Body type	Hatchback	Hatchback
Number of doors	5	5
Seating capacity	5	5
ENGINE		
Capacity	1298cc	1248cc
Number of cylinders	4	4
Number of valves	16	16
Bore x Stroke	74.0 x 75.5 mm	69.6 x 82 mm
Compression ratio	9.0:1	17.6:1
Maximum power	87bhp @ 6000rpm	75bhp @ 4000rpm
Maximum torque	113Nm @ 4500rpm	190Nm @ 2000rpm
Fuel distribution	Multipoint injection	Common Rail
Air charging system	Naturally aspirated	Fixed geometry turbo charger with intercooler
Emission	BS III	BS III
TRANSMISSION		
Type	5-speed manual, with synchromesh in all gears, one reverse	5-speed manual, with synchromesh in all gears, one reverse
Gear ratios	1st 3.545 2nd 1.904 3rd 1.280 4th 0.966 5th 0.757 Reverse 3.272	1st 3.545 2nd 1.904 3rd 1.233 4th 0.911 5th 0.725 Reverse 3.250
DIMENSIONS	LXi, VXi, ZXi, LDi, VDi (All variants)	
Overall length	3760mm	
Overall width	1690mm	
Overall height	1530mm	
Wheelbase	2390mm	
Track Front	1470mm	
Track rear	1480mm	
Ground clearance	170mm	
Minimum turning radius	4.7metres	
Luggage capacity	232 litre (with seatback raised) 368 litre (with seatback folded)	
CHASSIS	LXi, VXi, ZXi, LDi, VDi (All variants)	
Steering	Rack & pinion, power assisted	
Brakes (front)	Ventilated Discs	
Brakes (rear)	Drums	
Suspension (front)	MacPherson strut and coil spring	
Suspension (rear)	Torsion beam and coil spring	
WEIGHTS	PETROL	DIESEL
Kerb weight	980 kgs (LXi), 1000 kgs (VXi), 1010 kgs (ZXi)	1065 kgs (LDi), 1075 kgs (VDi)
Gross vehicle weight	1415 kgs	1490 kgs
Maximum speed	160 kmph	160 kmph
Fuel tank capacity	43 litres	43 litres

FEATURES

	PETROL			DIESEL			PETROL			DIESEL	
	LXi	VXi	ZXi	LDi	VDi		LXi	VXi	ZXi	LDi	VDi
COMFORT						EXTERIOR					
Audio controls on steering switch						Headlamp levelling device					
Power steering						ORVM (internally adjusted)					
Front electric windows						Right					
Rear electric windows						Left					
Central door locking						Coloured, outside door mirror cowl					
Manual air - conditioning						Coloured outside door handles					
Automatic Climate Control System						Tailgate opener, key-type					
Heater						Tailgate opener electromagnetic type					
Antenna						Windscreen wiper, 2-speed +1-speed intermittent					
Tilt steering						Rear window wiper					
INSTRUMENT PANEL						Rear window demister					
Tachometer						Green tinted glass window					
Light-off/Key reminder						Front fog lamps					
Driver's seatbelt warning lamp						Rear fog lamp					
Door ajar warning lamp						Black Coloured A- & B-pillars					
3-spoke urethane steering wheel						165/80 R14 steel wheels (tubeless)					
Digital clock						165/80 R14 steel wheels with full wheel cap (tubeless)					
INTERIOR						185/70 R 14 alloys (tubeless)					
Integrated audio system						SAFETY & SECURITY					
Speakers (4)						Dual front airbags					
Cabin light (3 position)						ABS with EBD					
Room lamp, luggage room						Seat belts, from 3-point ELR with shoulder adjusters					
Cup holders (front 2, rear 1)						Seat belts, front 3-point ELR with pretensioners					
Sports-type spherical shift knob						Seat belts (rear)					
Sun visors (both side)						High mounted stop lamp					
Vanity mirror						Child lock (rear door)					
(Sun visor co-driver side)						Keyless entry					
Ticket holder						Key not removed warning buzzer					
Tripmeter (digital display)						Side impact beams					
Console box (lower)						iCats					
Day/night rearview mirror						Double horn					
Driver seat height adjuster						Brake assist					
Single folding rear bench seat											
Head restraints (rear seat)											
3 assist grips											
Fabric accented door trims											
Front door trim pockets											
Front seat back pocket (driver & passenger side)											
12V accessory socket in central console											
12V accessory socket in luggage room											
Cigarette lighter											
Removable ashtray											
Rear parcel shelf											
Silver painted door garnish inside door opener											
Remote fuel lid opener											
Speaker provision in door											

VXi and VDi - Also available with ABS and EBD option


www.marutiswift.com

Maruti Suzuki India Limited reserves the right to change without notice, prices, colours, equipment specifications and models and also to discontinue models. Accessories shown in the entire leaflet are not part of standard equipment. For variant specific features, refer to equipment list.

Maruti Suzuki India Limited,
Plot No. 1, Nelson Mandela Road, Vasant Kunj, New Delhi- 110070
Ph- 011 46781000

NEW iCATS
INTELLIGENT COMPUTERISED ANTI-THEFT SYSTEM

- PRE-FITTED WITH ICATS MAKING YOUR VEHICLE SAFE AND SECURE
- THE VEHICLE STARTS WITH AN ORIGINAL KEY ONLY
- PAY LESS ON YOUR INSURANCE PREMIUM



Colours shown may vary from actual body colours due to printing on paper



Solid Bright Red



Metallic Azure Grey



Pearl Metallic Arctic White



Metallic Silky Silver




Metallic Sunlight Copper



Metallic Midnight Black

Dealer Stamp



YOU'RE THE FUEL!

SWIFT