

NEXA | www.nexaexperience.com

 MARUTI SUZUKI



S-CROSS

ABOVE THE ORDINARY

Introducing S-Cross. The Premium Crossover.

For decades the world has been in awe of the ruler of terrains, its raw power and real strength. For years we have admired the ultimate symbol of indulgence, its exquisite luxury and incredible comfort. Now for the first time ever these two forces have come together. Drive to a new reality where the S-Cross gives you the best of both worlds - SUV and Sedan. It's where the peak of speed meets the pinnacle of style. Where exemplary power and unparalleled luxury lets you conquer not just a road, but the whole city.

So let's leave the ordinary behind. And move forward to meet the new Premium Crossover – S-Cross.

Above the ordinary.



RULE THE HIGH RISE

Engineered with a maneuverability that compliments its exemplary size, the S-Cross has been designed to master the chaos and charisma of every city.





CONQUER THE WILD

Even on treacherous terrain, the S-Cross offers you unmatched control. Complemented by the power to match, this incredible machine is built to take on anything that comes its way.

THE EVOCATIVE ATTITUDE OF THE S-CROSS

Dynamic, contemporary and authentic, the new S-Cross has been designed to be an expression of individuality. Its dynamic lines and powerful forms lend it an on-road character like no other.



A POLISHED AND POWERFUL FRONT

- The bold and dynamic front gives the car an awe inspiring look, causing heads to turn as it makes its way ahead.
- The grille invokes Suzuki's rich automotive heritage. Its muscular frame magnificently signifies true power and performance.



AN ARTISTIC AND AERODYNAMIC SIDE

- The sloping roof highlights the car's sporty look and its superior aerodynamics.
- Elegant contours across the body smoothen the airflow across the car.
- An emotive character line sculpted along the car adds definition and personality to its form.



A STRONG AND STUNNING REAR

- The trapezoid form accentuates the body's natural shape.
- The rear combination lamps endow the car with a particular impressive presence.





AERODYNAMIC OUTSIDE REAR VIEW MIRRORS

The outside rear view mirrors are shaped for low drag, low wind noise and sporty looks. They are also equipped with integrated turn signals.



Premium Integrated Roof Rails



Side Skid Plate Garnish



Front Skid Plate Garnish



Rear Skid Plate Garnish



Wheel-arch extensions

FEATURES ENHANCING THE CROSSOVER IDENTITY

Premium integrated roof rails combine sharp looks with aerodynamic smoothness. Stylish skid plate garnishes at the front, sides and rear combined with wheel-arch extensions heighten the crossover personality of S-Cross.



AUTO RAIN SENSING WIPERS

The smart front wipers detect rain on windscreen and start automatically. They regulate frequency according to the amount of rainfall. Rain sensitivity of wipers can also be controlled through the combination switch. Overall it adds to convenience of the driver.



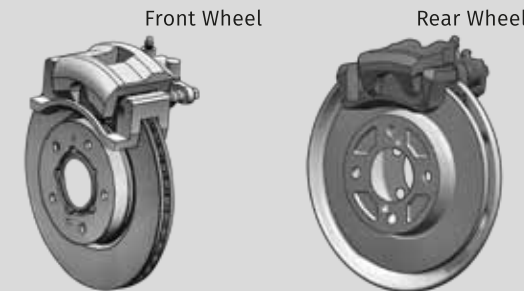
AUTO HID PROJECTOR HEADLAMPS THAT HINT AT A REFINED PERFORMANCE

S-Cross is adorned with aesthetically designed premium lamps. The High Intensity Discharge (HID) lamps produce more light than regular halogen lamps. Also the three dimensionally contoured design of these projector headlamps exude dynamism. The smart headlamps turn on automatically in dark. Thus enhancing visibility and road safety. The LED position lamps not only add appeal to the overall image of the car, but are energy efficient as well.



AESTHETICALLY STYLED ALLOY WHEEL

The S-Cross is geared with elegantly designed 40.64 cm alloy wheels.



ALL WHEEL DISC BRAKES

S-Cross is equipped with All Wheel Disc Brakes. The front Disc Brake is equipped with Ventilated Disc Brake and rear wheel with Solid Disc Brake. These Disc Brakes help in better heat dissipation for enhanced performance braking.



STEP INTO THE FINEST EXPERIENCE

The touch of an artist is evident from the moment you settle into the plush seats of S-Cross. The spacious and versatile seating combined with the latest innovations and dynamic shapes indulges your every fundamental need and incredible desire.



ADJUSTABLE REAR SEATBACK

S-Cross has two position seatback adjustment in the rear seat which can be adjusted as per the mood.



SOFT TOUCH DASHBOARD

The Soft Touch Instrument Panel provides a premium and sophisticated feel to interiors.



SUPERIOR VISIBILITY

Outside rear view mirrors are mounted on door shoulders to help maximize the driver's field of view.



SUPERIOR-QUALITY UPHOLSTERY

Seats with generous contours, intricate stitching and luxurious upholstery make sitting in S-Cross a genuine pleasure.



UNPARALLELED FUNCTIONS AT TOUCH OF A BUTTON

With the unparalleled new functions in S-Cross, entertainment and the latest innovations are at your fingertips.



NAVIGATION SYSTEM

S-Cross comes with a navigation system which makes it easy to find the best routes.



MULTI-INFORMATION DISPLAY

S-Cross is equipped with a Hi-definition TFT screen that shows vital information, including fuel consumption, trip meter and driving range.



SMART PLAY INFOTAINMENT SYSTEM

S-Cross offers SmartPlay Infotainment System which ensures that you are entertained on the go. It has a range of features like coloured TFT display with Touchscreen, Bluetooth Connectivity, Smartphone Connectivity and Media Connectivity. Together they add a new dimension in car infotainment.



REVERSE PARKING DISPLAY

The screen display connects with a rear view camera that makes parking a breeze.



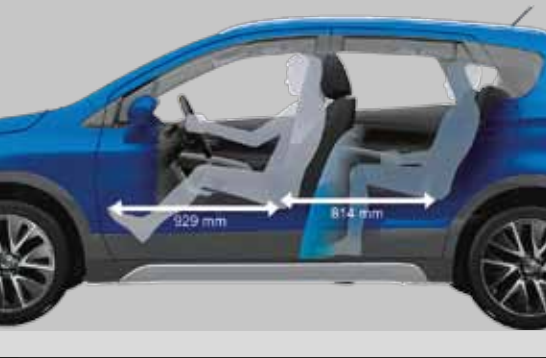
STEERING MOUNTED AUDIO & VOICE CONTROLS

S-Cross is equipped with practical and convenient steering mounted audio controls for controlling your sound system. The voice command feature enables you to give verbal commands for navigation, playing music and making phone calls.



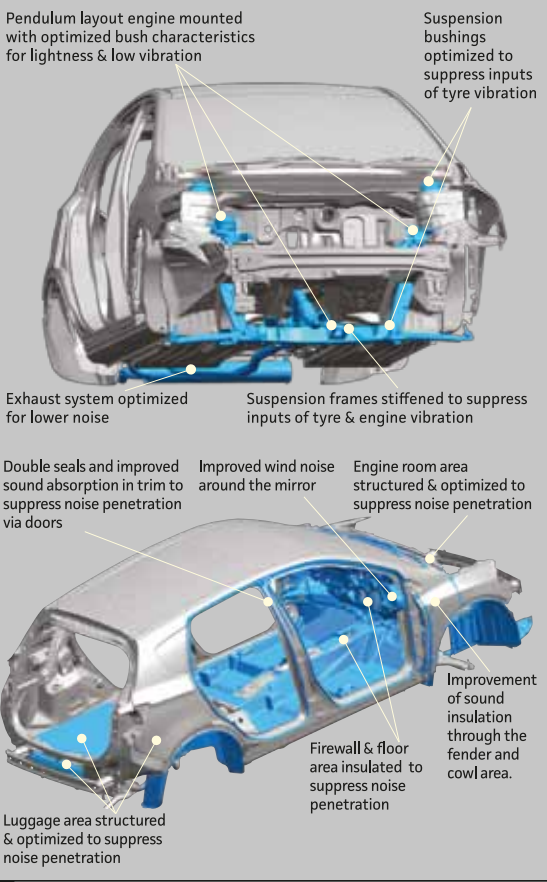
RIDE IN THE NEXT LEVEL OF COMFORT

From its luxurious interiors to its exceptional equipment, the S-Cross promises a unique experience in your everyday drives.



PLENTY OF SPACE FOR REAR PASSENGERS

A tandem distance of 814mm helps to maximize space for rear passengers. Plus, the front seatbacks are ergonomically shaped to give plenty of knee clearance.



QUIET CABIN

Even long drives are relaxing thanks to low vibration and noise. A high-rigidity body forms the basis of great NVH performance. Acoustic insulation and absorption materials are effectively positioned around the cabin and engine compartment. Plus, noise is further suppressed by the benefits of wind-tunnel testing. The door mirrors are designed for minimal wind noise. Overall S-Cross offers a calm peaceful drive.



CRUISE CONTROL

When you set out on a long journey, the electronic control system lets you select any preferred cruising speed above 40 kmph. Thus making the drive much more comfortable.



ADJUSTABLE STEERING WHEEL

The steering column features a telescopic and tilt adjustment as per driver's convenience. Thus accommodating drivers of varied builds and ensuring the perfect driving posture.



OVERHEAD CONSOLE

The overhead console consists of map lamps and a holder for sunglasses. It adds to the easy accessibility for the driver and co-driver.



VANITY MIRROR ILLUMINATION

The vanity mirrors are endowed with illumination that shows a clearer and better image.



AIRFLOW ADJUSTABLE SIDE LOUVERS

In S-Cross, the direction of airflow can be individually controlled through side louvers as per convenience. Also function of Full-Shut allows closing the airflow completely.



FRONT CENTRE ARMREST AND UTILITY CONSOLE WITH USB PORT

The front center armrest can be slid to optimal position, according to front passenger convenience. It also includes a generous storage and built-in USB/AUX ports.



REAR CENTRE ARMREST WITH CUPHOLDERS

A retractable center armrest promotes comfort for rear passengers. It incorporates two cupholders for added convenience of rear passengers.



ANTI-PINCH WINDOW

The auto up/down power window on the driver's side automatically rolls down when an obstacle is detected, thus offering advanced safety.



POWER PACKED

S-Cross combines the best in fuel efficiency and raw power with the DDiS 320 & DDiS 200 engine. Ensuring that you'll never hold back when you're behind the wheel.



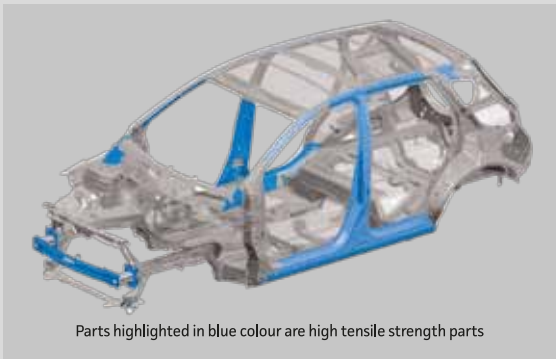
DDiS 320 DIESEL ENGINE

All new 1.6l DDiS 320 diesel engine with a displacement of 1.6l is the biggest by Maruti Suzuki. This engine gives you a massive torque of 320Nm @ 1750rpm and has a Variable Geometry Turbocharger (VGT). The VGT gives optimal forced induction by controlling the flow of exhaust gases in accordance with the engine speed, thereby helping to release high torque, low fuel consumption, and low emmissions of particulate matter. The diesel engine is complemented by various sound-insulating materials which suppress the vibration and noise that characterize diesel engines.



DDiS 200 DIESEL ENGINE

The 1.3l diesel engine with Variable Geometry Turbocharger generates optimum power and excellent torque of 200Nm @ 1750rpm. The combination of common rail fuel injection with an inter-cooled turbocharger delivers dynamic torque for excellent acceleration and all-round performance, together with best-in-class fuel-efficiency.



HIGH-RIGIDITY, LOW-WEIGHT BODY

The body of S-Cross is stiff and light thanks to effective use of high-tensile steel. It helps to realize stable handling and great fuel economy.



HIGH-PERFORMANCE SUSPENSION

The suspension system is tuned to ensure the best possible combination of stability, comfort and quietness.



SPACIOUS ENOUGH TO CARRY ALL YOU WANT

The S-Cross is flexible enough to fit anything. No matter what the occasion is, its 60:40 split seat, hand luggage board and a large boot opening guarantees a cargo area that suits your every need.



EASY LOADING AND UNLOADING

The luggage-area opening has a width of 1,125mm and a height of 715mm. Its dimensions allow people to load and unload luggage with ease.



UTILITIES IN THE LUGGAGE AREA

- 1 Luggage room accessory socket
- 2 Luggage room lamp
- 3 Luggage room hook



FLEXIBLY USABLE SPACE

By folding down the rear seatback and using the luggage board, it's possible to create a bigger luggage area with a nearly flat floor. The rear seatback has a 60:40 split, easy folding design that allows the space to be used in diverse ways. The luggage board can also be mounted at an angle to allow easy loading and unloading of spare tire below it.

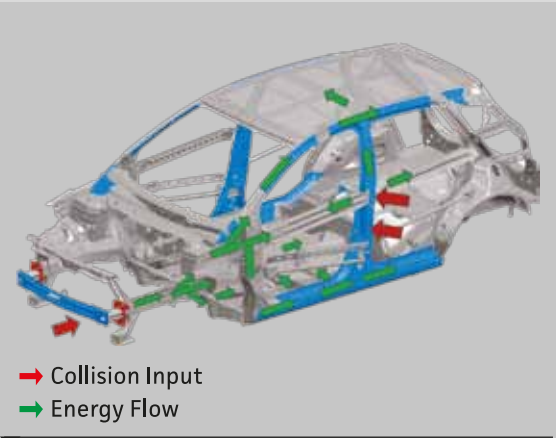
- Wide luggage opening
- Maximized Boot Space to cater the needs of everyone
- Dual side operable Parcel Tray to allow passengers to access luggage room without getting out of car.

Condition	Luggage capacity (l)
Rear seatback raised at 1st position - default	353
Rear seatback raised at 2nd position	375
Rear Seatback fully folded	810



SAFETY ALWAYS COMES FIRST

Rest easy wherever your journeys take you. The new S-Cross is fitted with some of the latest protective equipment designed to keep you safe. Always.



SUPERIOR IMPACT SAFETY TOGETHER WITH LOW WEIGHT

The S-Cross body embodies Suzuki’s Total Effective Control Technology (TECT) concept for the occupant –protecting impact absorption and low weight. The benefits of structural analysis with Computer-Aided Engineering (CAE) technologies are complemented by extensive use of high tensile steel, for major parts to make the body light and crashworthy.

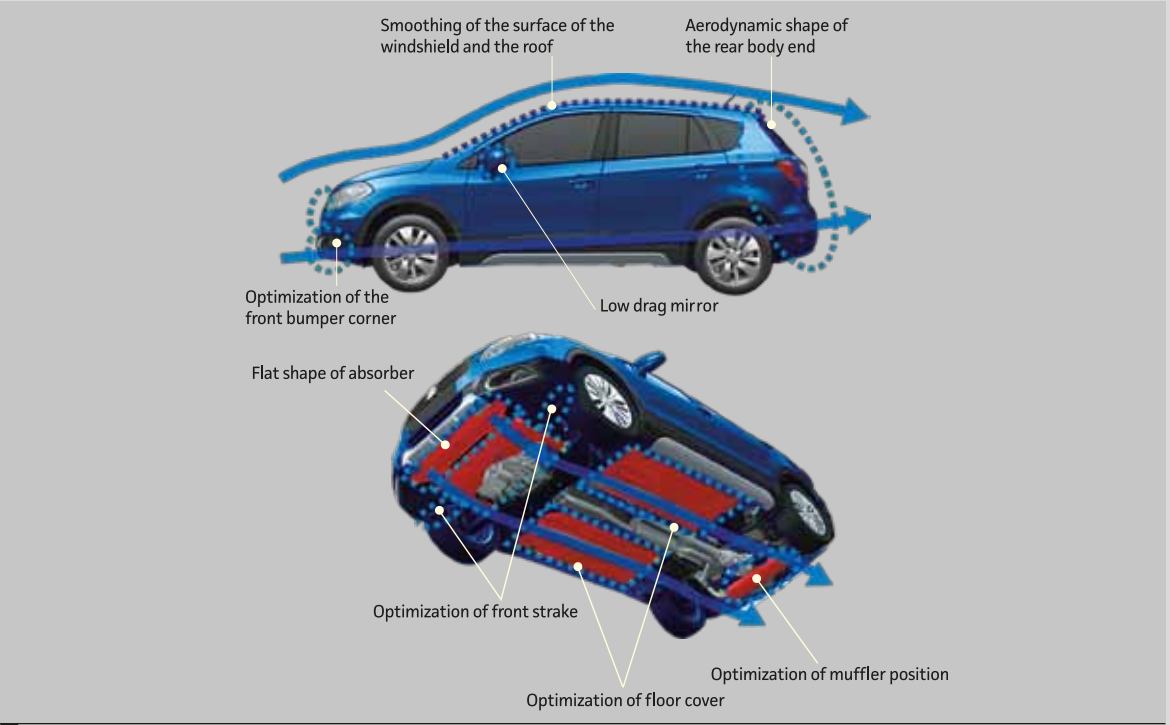


AIRBAGS

Front airbags for the driver and passenger mitigate the collision forces inflicted on the head in the event of a frontal impact.

PROTECTING YOU AND THE ENVIRONMENT

S-Cross ensures the well-being of both you and your surroundings. Its superior aerodynamics help reduce fuel consumption and CO2 emissions, ensuring that you always get a high performance and eco-friendly drive.



BODY INNOVATIONS FOR LOW FUEL CONSUMPTION

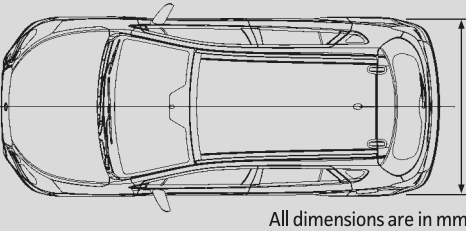
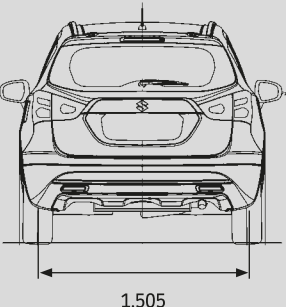
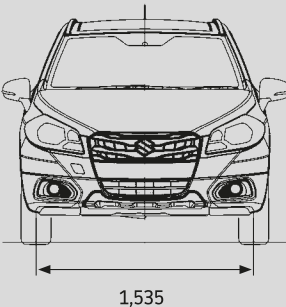
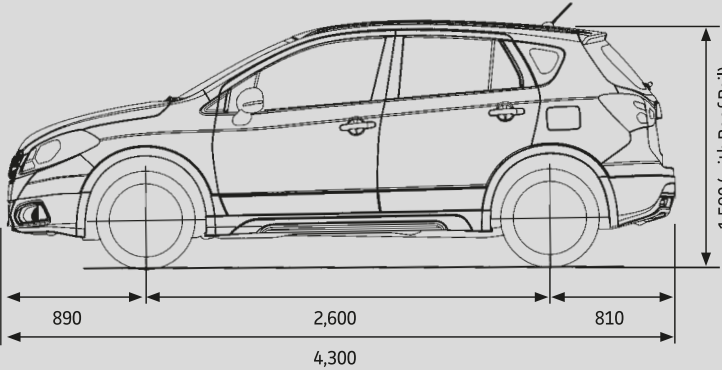
The experts at Maruti Suzuki pursued minimal drag from the beginning of development process, by conducting wind-tunnel tests on clay models, and by using Computer-Aided Engineering technologies. The superior aerodynamics of S-Cross benefit performance and fuel economy.

- The front bumper corners and fog lamp bezels are shaped to smooth the airflow over the sides of the body.
- The door mirrors have a low-drag design.

- A smooth roof line from windshield to back of the body; contours that draw inward toward the rear of body; and aerodynamically efficient contours on the rear of body help level airflow over the body.
- Airflow under the body is leveled by newly adopted elements like, the front strakes, an engine undercover and floor under covers.

FEATURE LIST																	
	Delta	Zeta	Alpha	Sigma	Delta	Zeta	Alpha			Delta	Zeta	Alpha	Sigma	Delta	Zeta	Alpha	
EXTERIOR	DDiS 320			DDiS 200					AUDIO & INFOTAINMENT	DDiS 320			DDiS 200				
Body Colour Door Handles	✓		✓	✓	✓	✓	✓		Audio with CD Player	✓	-	-	-	✓	-	-	
Body Coloured ORVM	✓	✓	✓	✓	✓	✓	✓		Smartplay Infotainment System	-	✓	✓	-	-	✓	✓	
Silver Skid Plate Garnish	✓	✓	✓	✓	✓	✓	✓		Door Speakers (4)	✓	✓	✓	✓	✓	✓	✓	
Wheel Arch Extension	✓	✓		✓	✓	✓	✓		Tweeters (2)	-	✓	✓	-	-	✓	✓	
Roof Rail	✓ (Silver)	✓ (Silver)	✓ (Silver)	-	✓ (Black)	✓ (Black)	✓ (Silver)		Steering Mounted Audio Controls	✓	✓	✓	-	✓	✓	✓	
Chrome Front Grille	✓	✓	✓	✓	✓	✓	✓		Steering Mounted Calling Controls	✓	✓	✓	-	✓	✓	✓	
B Pillar Blackout	✓	✓	✓	✓	✓	✓	✓		Bluetooth Connectivity	✓	✓	✓	-	✓	✓	✓	
Steel Wheel	✓	-	-	✓	✓	-	-		USB + AUX In Connectivity	✓	✓	✓	-	✓	✓	✓	
Alloy Wheels	-	✓	✓	-	-	✓	✓		Navigation System	-	✓	✓	-	-	✓	✓	
Full Wheel Cap	✓	-	-	-	✓	-	-		Audio Remote Control	✓	-	-	-	✓	-	-	
Center Wheel Cap	-	✓	✓	✓	-	✓	✓		Remote Control through Smartphone App.	-	✓	✓	-	-	✓	✓	
LED Position Lamps	-	-	✓	-	-	-	✓		Voice Command	-	✓	✓	-	-	✓	✓	
Turn Lamp on ORVMs	✓	✓	✓	-	-	✓	✓										
Split Rear Combination Lamp	✓	✓	✓	✓	✓	✓	✓										
INTERIOR									COMFORT & CONVENIENCE								
Chrome Finish on									Central Locking	✓	✓	✓	✓	✓	✓	✓	✓
AC Louver Knobs	✓	✓	✓	✓	✓	✓	✓		Key Less Entry	✓	✓	✓	✓	✓	✓	✓	
Chrome Tipped Parking Brake Lever	✓	✓	✓	✓	✓	✓	✓		Power Windows	✓	✓	✓	✓	✓	✓	✓	
Chrome Door Handles	-	✓	✓	-	✓	✓	✓		Driver Side Auto Up/Down Window with Anti Pinch	✓	✓	✓	✓	✓	✓	✓	
Door Armrest with Fabric	✓	✓	-	✓	✓	✓	-		Electrically Adjustable ORVMs	✓	✓	✓	✓	✓	✓	✓	
Door Armrest in PVC	-	-	✓	-	-	-	✓		Electrically Foldable ORVMs	✓	✓	✓	-	-	✓	✓	
Fabric Seat Upholstery	✓	✓	-	✓	✓	✓	-		Tilt Steering	✓	✓	✓	✓	✓	✓	✓	
Leather Seat Upholstery#	-	-	✓	-	-	-	✓		Telescopic Steering	✓	✓	✓	-	✓	✓	✓	
Luggage Room Illumination	✓	✓	✓	-	✓	✓	✓		Manual AC	✓	✓	-	✓	✓	-	-	
Glove Box Illumination	✓	✓	✓	-	✓	✓	✓		Auto AC	-	-	✓	-	-	✓	✓	
Front Footwell Illumination	✓	✓	✓	-	✓	✓	✓		Driver Side Vanity mirror	✓	✓	✓	-	✓	✓	✓	
Front Map Lamp	✓	✓	✓	✓	✓	✓	✓		Co-Driver Side Vanity Mirror	✓	✓	✓	✓	✓	✓	✓	
TFT Information Display with Trip Meter & Fuel Consumption	✓	✓	✓	✓	✓	✓	✓		Vanity Mirror Lamps	-	✓	✓	-	-	✓	✓	
7 Step Illumination Control	✓	✓	✓	✓	✓	✓	✓		Sliding Front Centre Armrest with Storage	✓	✓	✓	-	✓	✓	✓	
Outside Temperature Display	✓	✓	✓	✓	✓	✓	✓		Shoulder Height Adjustable Front Seat Belts	✓	✓	✓	✓	✓	✓	✓	
Leather Wrapped Steering Wheel	-	✓	✓	-	-	-	✓		Rear Centre Armrest with Cup Holder	-	✓	✓	-	-	✓	✓	
SAFETY & SECURITY									Soft Touch IP	✓	✓	✓	✓	✓	✓	✓	
Anti Theft Security System	✓	✓	✓	-	✓	✓	✓		60-40 Split Rear Seats	✓	✓	✓	✓	✓	✓	✓	
Suzuki TECT Body	✓	✓	✓	✓	✓	✓	✓		Glove Box Damper	-	✓	✓	-	✓	✓	✓	
Front Disc Brake	✓	✓	✓	✓	✓	✓	✓		Driver Side Footrest	-	✓	✓	-	✓	✓	✓	
Rear Disc Brake	✓	✓	✓	✓	✓	✓	✓		Driver Seat Height Adjuster	-	✓	✓	-	-	✓	✓	
ABS	✓	✓	✓	✓	✓	✓	✓		Sunglass Holder	✓	✓	✓	-	✓	✓	✓	
Dual Horn	✓	✓	✓	✓	✓	✓	✓		Back Pocket on Front Seat	✓	✓	✓	✓	✓	✓	✓	
HID-Projector Headlamps	-	-	✓	-	-	-	✓		Reclining Rear Seat	-	✓	✓	-	-	✓	✓	
Headlamp Leveling	✓	✓	✓	✓	✓	✓	✓		Dust & Pollen Filter	✓	✓	✓	✓	✓	✓	✓	
Auto Headlamp	-	-	✓	-	-	-	✓		Door Trim 1000ml Bottle Holders	✓	✓	✓	✓	✓	✓	✓	
Front Fog Lamp	-	✓	✓	-	-	✓	✓		Front Accessory Socket	✓	✓	✓	✓	✓	✓	✓	
Engine Immobilizer	✓	✓	✓	✓	✓	✓	✓		Luggage Room Accessory Socket	-	✓	✓	-	-	✓	✓	
Driver Airbag	✓	✓	✓	✓	✓	✓	✓		Dual Side Operable Parcel Tray	-	✓	✓	-	-	✓	✓	
Co-Driver Airbag	✓	✓	✓	✓	✓	✓	✓		Luggage Board	✓	✓	✓	✓	✓	✓	✓	
Front Seat Belt Pretensioner	✓	✓	✓	✓	✓	✓	✓		Electric Back Door Opening	✓	✓	✓	✓	✓	✓	✓	
Front Seat Belt Force Limiter	✓	✓	✓	✓	✓	✓	✓		Engine Push Start/Stop	-	✓	✓	-	-	✓	✓	
Driver Side Seat Belt Reminder Lamp & Buzzer	✓	✓	✓	✓	✓	✓	✓		Cruise Control System	-	-	✓	-	-	✓	✓	
Rain Sensing Auto Wiper	-	-	✓	-	-	-	✓		LEGEND: (✓) Available, (-) Not Available.							#Some parts of the leather appointed seat upholstery will contain man-made material.	
Auto Dimming IRVM	-	✓	✓	✓	-	-	✓										
Reverse Parking Sensor with Display	✓	✓	✓	-	✓	✓	✓										
Reverse Parking Camera	-	-	✓	-	-	✓	✓										
Rear Wiper & Washer	-	✓	✓	-	-	-	✓										
Rear Demister	-	✓	✓	-	-	✓	✓										
Features shown may vary from variant to variant. Car colour may vary due to printing on paper. The material specification of spare wheel is of steel.																	

TECHNICAL SPECIFICATIONS		
ENGINE		
Engine Type	DDiS 320	DDiS 200
Valve System	DOHC	DOHC
Engine Capacity (cc) / No. of cylinder	1598/4	1248/4
Bore x Stroke (mm)	79.5 x 80.5	69.6 x 82
Maximum Power (kW@rpm)	88@3750	66@4000
Maximum Torque (Nm@rpm)	320@1750	200@1750
Fuel Tank Capacity (l)	48	
Fuel-Efficiency (km/l)	22.70**	23.65
Emission Standard	BS IV	
DIMENSIONS		
Overall Length (mm)	4,300	
Overall Width (mm)	1,765	
Overall Height (mm) (with Roof Rail)	1,590	
Wheelbase (mm)	2,600	
Boot Space (l) (Rear seatback folded)	810*	
Boot Space (l) (Rear seatback raised at 1st position)	353*	
Boot Space (l) (Rear seatback raised at 2nd position)	375*	
Turning Radius (m)	5.2	
Seating Capacity	5	
DRIVE, TRANSMISSION		
Drive System	2 WD	
Transmission	6MT	5MT
BRAKE, SUSPENSION		
Front Brakes	Ventilated Disc	
Rear Brakes	Solid Disc	Drum / Solid Disc
Front Suspension	McPherson Strut with coil spring	
Rear Suspension	Torsion Beam with coil spring	
Tyre Size	205/60 R16 (Steel & Alloy)	
WEIGHTS		
Kerb Weight - kg	1250-1275	1180-1205
GVW (kg)	1740	1670
*VDA Method. **For Delta & Zeta DDiS 320. Fuel efficiency as certified by test agency under rule 115 of CMVR 1989.		



All dimensions are in mm



▲ Urban Blue



▲ Caffeine Brown



▲ Granite Grey



▲ Premium Silver



▲ Pearl Arctic White