



SAFARI *DICOR*

140 PS POWER. 320 Nm TORQUE.

2.2 VTT



TATA MOTORS

4x4



THE DIESEL POWERHOUSE UNDER THE HOOD

Reclaiming your life is never easy. The deadlines, the swipe cards, the meetings, the endless office hours all exert their gravitational pull. Precisely why, the new Safari Dicor comes to you with a lot more power. With a new 2.2 L Direct Injection Common Rail (DICOR) engine, operated by a 32-bit electronic control unit, the engine packs a punch of 140 PS. It delivers a maximum torque of 320 Nm while lowering emission and fuel consumption. Its 4x4 capabilities and inbuilt safety makes it a pleasure both on-road and off-road.

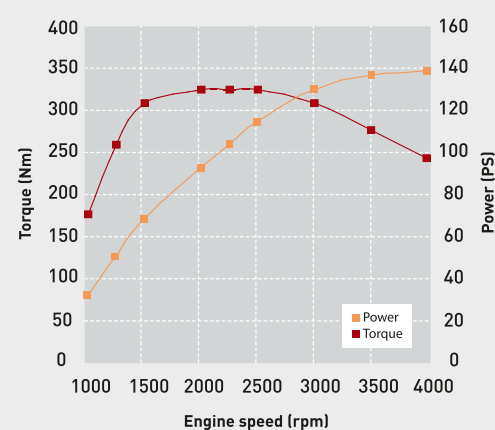
Variable Turbine Technology (VTT)

Think of it as a performance enhancer for the engine. A specially designed turbocharger uses VTT to provide flexibility in controlling

engine air requirements over a broad speed and load range.

16 Valve DOHC

More valves means more engine air intake. 16 valves (4 valves per cylinder) operated by double overhead camshafts, ensure that every drop of fuel is utilised.





LUXURY INSIDE

Two tone beige interiors, faux wood on the centre console, new gear knob, switches, follow me home, express down power windows and an all new instrument cluster. After all, experiencing the great outdoors shouldn't come at the price of mortal comforts.

The front seats may be the centre of the action but the rear seats are where the comfort is. The best-in-class rear seat comfort is a label, the Safari has earned, thanks to the maximum legroom, headroom, shoulder room along with perfectly cushioned, contoured seats.

REAR SEAT COMFORT



SAFETY FIRST



AIRBAGS

Every second counts in a collision. Precisely why, 40 milliseconds is all it takes for airbags to self-inflate in the Safari. Forming a safety cushion for both the driver and co-driver.

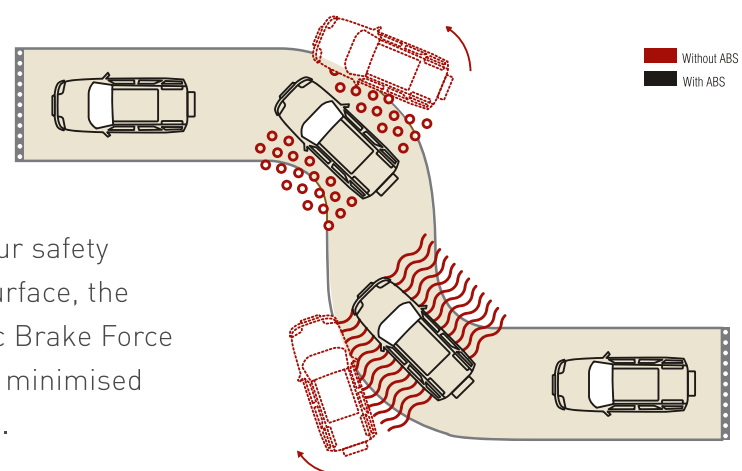
CRASH WORTHINESS

The Safari comes equipped with anti-submarine seats that protect the driver and co-driver in the event of a collision. The steering column has a 3-stage collapsible design to minimise the injury to the driver's chest in the event of a full frontal collision. Even the fuel-feed system and electrical systems have been designed to minimise the risk of leakage or fuel-sustained fires. The Safari has been tested and certified as per 74/297/EEC (European Regulation).



ABS AND EBD

The weather may not be in your control. But your safety always is. No matter how wet or slippery the surface, the Anti Lock Braking System (ABS) with Electronic Brake Force Distribution (EBD) ensure efficient braking and minimised skidding, especially during cornering at speeds.





HEAD TURNER

The Safari has always been rated very high on the eye candy scale.
The new Safari features a new fascia complemented by stunning
headlamps, a stylish new spare wheel cover and an accentuated rear.



FOLLOW ME HOME

With the new, thoughtful Follow Me Home feature, the headlights come on when the car is locked with the remote key. What's more, they stay on for another 30 seconds; so you can watch your step in the dark.



TUBELESS TYRES

The new Safari features tyres that don't immediately deflate after a flat. Which means that whenever you have one, you can simply drive up to the nearest repair shop without any trouble.

IMPROVED WARRANTY

The new Safari range comes with an improved warranty of 2 years or 75,000 kms*.



REVERSE GUIDE SYSTEM

SUV's often have a rear visibility problem. Therefore, the Safari range has been equipped with a weatherproof camera below the rear number plate in the top-end version. Slip into reverse gear and a part of the internal rear view mirror lights up to display an unobstructed view of what's behind.



DVD MP3 SYSTEM WITH LCD SCREEN

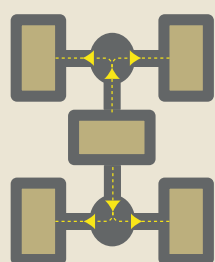
The Safari comes with a comprehensive entertainment system in the top-end version. The new DVD MP3 system with dual LCD screens makes long journeys easier to bear.

5 LINK-SUSPENSION

The Safari comes equipped with a heavy-duty suspension designed to take on any terrain. It has a double wishbone system with torsion bars at the front and a 5 link-suspension with coil springs at the rear. It ensures a superior ride and handling comfort, both on the road and off it.


ALL-TERRAIN CONQUEROR


Welcome to the 4x4 world. One where terrain is immaterial and limits become adventures. The Safari is a perfect symbol of this world. Its higher ground clearance, high approach, high ramp over, high departure angles and the extra grip of the 4WD means you need not stop when the road ends. No matter what the terrain, the Safari is one SUV that just doesn't compromise on comfort and drivability even while off-roading. A 4x4 **Shift-On-Fly** transmits 140 PS power & 320 Nm torque to all wheels so the Safari can take on any surface. The **Limited Slip Differential** mechanism enables the axle to provide traction where it's most needed so that you are never stuck in a muddy patch.





TATA SAFARI						
Model	LX	EX	2.2 DICOR GX	VX	PETROL EXI	
ENGINE						
Fuel Type	Diesel		# 2.2 L 16 Valve DOHC VTT DiCOR (Variable Turbine Technology) (32 Bit Electronically Controlled) (Direct Injection Common Rail)		Petrol 486 PL MPFI Petrol	
Capacity (cc)			2179		2092	
Max. output (PS) at rpm			140 @ 4000		127 @ 5630	
Max. torque (Nm) at rpm			320 @ 1700-2700		198 @ 3750	
GEARBOX						
			G-76-/5/4.1 - Synchromesh with Overdrive			
SUSPENSION						
Front	Multi Link					
Rear	Independent Double Wishbone with Torsion bar					
STEERING						
			5 link Suspension with coil springs			
BRAKES						
Front	Vacuum Assisted Independent Hydraulic					
Rear	Ventilated Disc brake with Twin Pot caliper					
TYRES						
			Drum brake, Auto Adjusting Type 235/70 R 16, 105 S			
WHEELS						
			6.5 J 16			
DIMENSIONS (mm)						
Length	4650 (Bumper to Bumper)					
Width	1918 (with Footsteps)					
Height	1925					
Wheelbase	2650					
Ground clearance	205					
TURNING RADIUS (m)						
			6			
WEIGHT						
Kerb weight (kgs) 4*2	2040	2040	2040	2040	1935	
Kerb weight (kgs) 4*4		2170	2170	2170	2055	
Gross vehide weight (kgs) 4*2	2650	2650	2650	2650	2550	
Gross vehide weight (kgs) 4*4		2780	2780	2780	2670	
FUEL TANK CAPACITY (Ltrs.)						
			65			
SEATING						
			7			
EMISSION STANDARD						
	BS III	BS III	BS III	BS III	BS III	
4 x 4 - PERFORMANCE						
4 wheel drive - electrical shift on fly mechanism		with 4*4 version	with 4*4 version	with 4*4 version	with 4*4 version	
Limited slip differential in 4*4 version		*	*	*	*	
COMFORT & CONVENIENCE						
Power steering	*	*	*	*	*	
Hvac (heating, ventilation and ac)	*	*	*	*	*	
Roof mounted rear a/c	*	*	*	*	*	
Power windows at front & rear with # express down feature	*	*	*	*	*	
Electrically adjustable side rearview mirrors	*	*	*	*	*	
Electrically operated remote fuel flap	*	*	*	*	*	
Key less entry with # parking lot car-locator	*	*	*	*	*	
On board entertainment - music system		CD MP 3 Player	CD MP 3 Player	DVD MP 3 Player	CD MP 3 Player	
Headrest mounted lcd screens on front seats		*	*	*	*	
Height adjustable driver's seat	*	*	*	*	*	
3 position lumbar support for front seats	*	*	*	*	*	
Arm rest on driver and co-driver side	*	*	*	*	*	
60:40 split and completely folding middle row seats	*	*	*	*	*	
Cup holders on floor console	*	*	*	*	*	
Cigarette lighter in front console & ash tray at front and middle row	*	*	*	*	*	
12 v power point for front & middle row	*	*	*	*	*	
Rear wash & wiper	*	*	*	*	*	
Electrical rear glass demister	*	*	*	*	*	
# "Follow me home" illuminate your path after parking	*	*	*	*	*	
Puddle lamps on front doors	*	*	*	*	*	
In-car illumination: front roof lamp cum spot reading lamps with delay function, middle row & cargo area lamp, glove box lamp, illuminated ignition key slot & window winding switches	*	*	*	*	*	
Adjustable light intensity on Instrument panel	*	*	*	*	*	
Digital trip meter & tachometer	*	*	*	*	*	
Digital outside temperature indicator	*	*	*	*	*	
Analog clock on center console	*	*	*	*	*	
Side foot steps	*	*	*	*	*	
Coat hooks on the door, magazine pockets in the door pads	*	*	*	*	*	
# Storage net in luggage compartment area	*	*	*	*	*	
SAFETY & SECURITY						
Dual airbags (for driver & co-driver)			*	*	*	
Anti lock braking system (abs) and electronic brake-force distribution (ebd)			*	*	*	
Side impact bars	*	*	*	*	*	
Crumple zones	*	*	*	*	*	
Tilttable & collapsible steering column	*	*	*	*	*	
# Tubeless tyres	*	*	*	*	*	
Engine immobilizer	*	*	*	*	*	
Reverse guide system			Ultrasonic Sensors with display in the IRVM	Rear view Camera for Reversing with LCD Display in IRVM		
Clear lens fog lamps		*	*	*	*	
Motorized head lamps adjustment	*	*	*	*	*	
Central locking & child safety lock	*	*	*	*	*	
Antiglare rear view mirror	*	*	*	*	*	
Front seat belt unfastened warning	*	*	*	*	*	
Door open warning	*	*	*	*	*	
Head lamps on key-out warning	*	*	*	*	*	
Low fuel indicator warning	*	*	*	*	*	
STYLE						
Interiors	Grey	# Two tone Beige	# Two tone Beige	# Two tone Beige	# Two tone Beige	
Seats	Grey Fabric	# Beige fabric	# Beige Leather & Fabric	# Beige Leather	# Beige fabric	
# "Safari" embossing on the front seats head rests		*	*	*	*	
Central console finish	Silver	# Cubic printed	# Wood finish	# Wood finish	# Cubic printed	
# Graphic instrument cluster (special illumination with white band)	*	*	*	*	*	
# New gear shift knob	*	*	*	*	*	
# Elegant front and tail gate scuff plates	*	*	*	*	*	
# Stylised front grill	Handsome Grey	Handsome Grey With Chrome	Handsome Grey With Chrome	Handsome Grey With Chrome	Handsome Grey With Chrome	
#Indicators on ORVM			*	*	*	
Alloy wheel rims		with 4WD	*	*	with 4WD	
Stylized roof rails	*	*	*	*	*	
Rear spoiler with brake-lamp	*	*	*	*	*	
Bumpers & side claddings	Grey	# Body Coloured	# Two Tone / Body Coloured	Body Coloured	# Body Coloured	


COLOURS
























DUAL COLOURS#

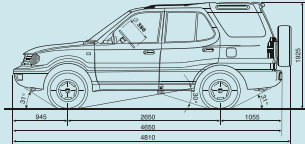
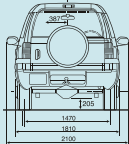
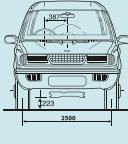








CALL 1 800 209 5688 FOR 24X7 On Road Assistance from Tata Motors-MyTVS



* Weights for 4 x 2 wheel drive option. For 4WD weight is mentioned in brackets

2550

1470

1810

2130

1925

2650

1925

1925

1925

1925

1925

1925

1925

1925

1925

1925

1925

1925

1925

1925

1925

1925

1925

1925

1925

1925

1925

1925

1925

1925

1925

1925

1925

1925

1925

1925

1925

1925

1925

1925

1925

1925

1925

1925

1925

1925

1925

1925

1925

1925

1925

1925

1925

1925

1925

1925

1925

1925

1925

1925

1925

1925

1925

1925

1925

1925

1925

1925

1925

1925

1925

1925

1925

1925

1925

1925

1925

1925

1925

1925

1925

1925

1925

1925

1925

1925

1925

1925

1925

1925

1925

1925

1925

1925

1925

1925

1925

1925

1925

1925

1925

1925

1925

1925

1925

1925

1925

1925

1925

1925

1925

1925

1925

1925

1925

1925

1925

1925

1925

1925

1925

1925

1925

1925

1925

1925

1925

1925

1925

1925

1925

1925

1925

1925

1925

1925

1925

1925

1925

1925

1925

1925

1925

1925

1925

1925

1925

1925

1925

1925

1925

1925

1925

1925

1925

1925

1925

1925

1925

1925

1925

1925

1925

1925

1925

1925

1925

1925

1925

1925

1925

1925

1925

1925

1925

1925

1925

1925

1925

1925

1925

1925

1925

1925

1925

1925

1925

1925

1925

1925

1925

1925

1925

1925

1925

1925

1925

1925

1925

1925

1925

1925

1925

1925

1925

1925

1925

1925

1925

1925

1925

1925

1925

1925

1925

1925

1925

1925

1925

1925

1925

1925

1925

1925

1925

1925

1925

1925

1925

1925

1925

1925

1925

1925

1925

1925

1925

1925

1925

1925

1925

1925

1925

1925

1925

1925

1925

1925

1925

1925

1925

1925

1925

1925

1925

1925

1925

1925

1925

1925

1925

1925

1925

1925

1925

1925

1925

1925

1925

1925

1925

1925

1925

1925

1925

1925

1925

1925

1925

1925

1925

1925

1925

1925

1925

1925

1925

1925

1925

1925

1925

1925

1925

1925

1925

1925

1925

1925

1925

1925

1925

1925

1925

1925

1925

1925

1925

1925

1925

1925

1925

1925

1925

1925

1925

1925

1925

1925

1925

1925

1925

1925

1925

1925

1925

1925

1925

1925

1925

1925

1925

1925

1925

1925

1925

1925

1925

1925

1925

1925

1925

1925

1925

1925

1925

1925

1925

1925

1925

1925

1925

1925

1925

1925

1925

1925

1925

1925

1925

1925

1925

1925

1925

1925

1925

1925

1925

1925

1925

1925

1925

1925

1925

1925

1925

1925

1925

1925

1925

1925

1925

1925

1925

1925

1925

1925

1925

1925

1925

1925

1925

1925

1925

1925

1925

1925

1925

1925

1925

1925

1925

1925

1925

1925

1925

1925

1925

1925

1925

1925

1925

1925

1925

1925

1925

1925

1925

1925

1925

1925

1925

1925

1925

1925

1925

1925

1925

1925

1925

1925

1925

1925

1925

1925

1925

1925

1925

1925

1925

1925

1925

1925

1925

1925

1925

1925

1925

1925

1925

1925

1925

1925

1925

1925

1925

1925

1925

1925

1925

1925

1925

1925

1925

1925

1925

1925

1925

1925

1925

1925

1925

1925

1925

1925

1925

1925

1925

1925

1925

1925

1925

1925

1925

1925

1925

1925

192

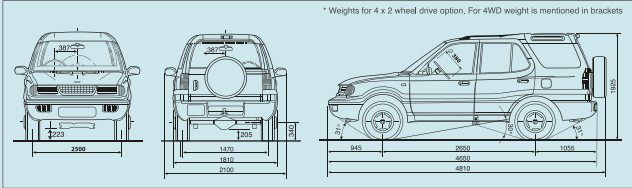
COLOURS



DUAL COLOURS#1



CALL 1 800 209 6688 FOR
24X7
On Road Assistance from Tata Motors-MyTWS



Over 720 Service Centres across 440 cities. The 2nd largest service network in India. Visit us at: www.safaridicor.com
For further details, please contact: **TATA MOTORS LTD.** Passenger Car Business Unit, 1 Forbes, Dr. V B Gandhi Marg, Fort, Mumbai- 400 023. Ph.022 66158400. **Tata Safari carries a warranty of 2 year or 75,000 kms. Insist on a 2 + 1 year/1,50,000 kms or 2 + 2 year/1,50,000 kms extended warranty option (whichever is earlier).** For any assistance, e-mail us at info@safaridicor.com Images shown are of Safari Dicor VX variant. #Dual tone colour is available only with GX variant. Features may vary across variants. Accessories / props shown are not part of standard equipment. Colours and specifications are subject to change without notice. These are indicative for reference only. Colours shown may vary due to printing limitation. Models may be discontinued without prior intimation. Please check with your local dealer prior to placing order.*