



SPECIFICATIONS

NEW



Phantom Brown



White Pearl Crystal Shine



Silver Mica Metallic



Grey Metallic



Champagne Mica Metallic



Super White II



Celestial Black

GRADE:	PETROL		
	1.8 G	1.8 G L	1.8 V L
TRANSMISSION TYPE:	6 Speed Manual	Super CVT-i with 7 Speed Sequential Shiftmatic	Super CVT-i with 7 Speed Sequential Shiftmatic
DIMENSIONS:			
Overall Length x Width x Height	4,620 m x 1,775 m x 1,475 m		
Wheelbase	2,700 m		
Tread: Front / Rear	1,530 m / 1,535 m		
Min. Turning Radius	5.4 m		
Fuel Tank Capacity	55 litre		
Boot Space	0,470 m ³ (470 litre)		
WEIGHTS:			
Max. Kerb Weight / Gross Vehicle Weight	1,220 kg - 1,310 kg / 1,660 kg - 1,710 kg		
ENGINE:			
Type	22R-FE, Gasoline, 4 Cylinder In-line		
Valve Train	16 Valve, DOHC, Dual VV-i (Dual Variable Valve Timing - intelligent)		
Displacement	1,798 cm ³ (cc)		
Fuel Supply System	Electronic Fuel Injection (EFI)		
Max. Output	103 kW (140 PS) @ 6,400 rpm		
Max. Torque	173 Nm @ 4,000 rpm		
CHASSIS:			
Suspension: Front / Rear	MacPherson Strut / Torsion Beam		
Brakes: Front / Rear	Ventilated Disc / Solid Disc		
Tyres	195/65 R15 Tubeless Radials		205/55 R16 Tubeless Radials
SAFETY & SECURITY:			
Airbags	Driver + Passenger + Front Side + Driver Knee		Driver + Passenger + Curtain + Front Side + Driver Knee
ABS + EBD + Brake Assist	✓		
Vehicle Stability Control	X		
Hill Starting Assist	✓		
Child Restraint System (Top tether x 2 Isofix x 2)	✓		
Impact Sensing Fuel Cut	✓		
Speed Auto Lock	✓		
Immobilizer + Alarm	✓		
Clutch Start System	X		
Front Seat Belt (Height Adjustable)	3 Point ELR (With Pretensioner & Force Limiter)		X
Rear Seat Belt	3 Point ELR x 3		
Rear Window Defogger	✓		
EXTERIOR:			
Headlamps	Halogen		Bi-beam LED
Automatic Headlamps + Auto Headlamp Levelling	X		
LED DRLs	✓		
Front Fog Lamps	✓		
Rear LED Tail Lamps	✓		
Rear Fog Lamp (RH side)	✓		
Wheels	10-Spoke Alloy Wheel		15-Spoke Alloy Wheel
Outside Rear View Mirrors With Side Turn Indicator	Electrically Adjustable + Retractable		Electrically Adjustable + Retractable + Auto Fold + Reverse Linked
Chrome Package	With Variable Time Adjustment		
Intermittent Wipers	Rain Sensing Wipers		
INTERIOR:			
7.0 Touch Screen Audio	USB, Aux-in, Bluetooth, SD Card, Remote Control, Mirror Link*, HDMI, LCD Screen with Movie Display		
Navigation	X		
DVD, Voice Control, Hand Gesture, Mirror Cast Wi-Fi*, Pre-loaded Apps	✓		
Audio Controls, MID & Bluetooth Switch on Steering Wheel	8		
Speakers	Premium Fabric		
Seat Upholstery	3 Spoke, Leather Wrapped		Leather*
Steering Wheel	With Ignition + Room + Cupholder + Foot		
Illuminated Entry System	With Storage		
Overhead Console with Personal Lamp	Auto Anti-Glare Mirror (EC Mirror)		
Inner Rear View Mirror	Auto Anti-Glare Mirror (EC Mirror)		
COMFORT & CONVENIENCE:			
Rear Seat - Reclining & Split 60:40 Foldable	X		
Rear Sunshade	X		
10 Way Adjustable Power Driver Seat with Lumbar Support	Keyless Entry		
Wireless Door Lock	Smart Entry		
Push Start / Stop System	X		
Sport Drive Mode	X		
Cruise Control	X		
Paddle Shift	X		
Driver Seat Height Adjustment	Manual		
Reverse Sensor	✓		
Reverse Camera (With Display in Audio Screen)	✓		
Driver Side One Touch Up / Down with Jam Protection Power Windows	Automatic		
Air Conditioner with Heater	X		
Minus Ion Generator (nanoe™)	Option with Illumination Control & WOW Needle		
Combination Meters	Eco Driving Indicator		
Eco Driving Indicator	MID (Multi Information Display)		
MID (Multi Information Display)	Tilt + Telescopic Steering		
Tilt + Telescopic Steering	Cup Holder & Bottle Holder		
Cup Holder & Bottle Holder	4 Cup Holders & 4 Bottle Holders		
Charging Points	12V Socket in Front & 2 USB Sockets in Rear		
Lamps	Glove Box, Door Courtesy (Front), Luggage Room		

*Mix of Genuine & Synthetic Leather

GRADE:	DIESEL	
	D-4D G	D-4D GL
TRANSMISSION TYPE:	6 Speed Manual	
DIMENSIONS:		
Overall Length x Width x Height	4,620 m x 1,775 m x 1,475 m	
Wheelbase	2,700 m	
Tread: Front / Rear	1,530 m / 1,535 m	
Min. Turning Radius	5.4 m	
Fuel Tank Capacity	43 litre	
Boot Space	0,470 m ³ (470 litre)	
WEIGHTS:		
Max. Kerb Weight / Gross Vehicle Weight	1,230 kg - 1,270 kg / 1,670 kg	
ENGINE:		
Type	1ND-TV, D-4D Diesel Engine with Variable Nozzle Turbo and Intercooler, 4 Cylinder In-line	
Displacement / Fuel Supply System	1,364 cm ³ (cc) / Common Rail	
Max. Output	65 kW (88 PS) @ 3,800 rpm	
Max. Torque	205 Nm @ 1,800-2,800 rpm	
CHASSIS:		
Suspension: Front / Rear	MacPherson Strut / Torsion Beam	
Brakes: Front / Rear	Ventilated Disc / Solid Disc	
Tyres	195/65 R15 Tubeless Radials	
SAFETY & SECURITY:		
Airbags	Driver (With Driver Knee Bolster) + Passenger	
ABS + EBD + Brake Assist	✓	
Child Restraint System (Top Tether x 2 Isofix x 2)	✓	
Impact Sensing Fuel Cut	✓	
Speed Auto Lock	✓	
Immobilizer + Alarm	✓	
Clutch Start System	X	
Front Seat Belt (Height Adjustable)	3 Point ELR (With Pretensioner & Force Limiter)	
Rear Seat Belt	3 Point ELR x 3	
Rear Window Defogger	✓	
EXTERIOR:		
Headlamps	Halogen	
Automatic Headlamps + Auto Headlamp Levelling	X	
LED DRLs	✓	
Front Fog Lamps**	X	
Rear LED Tail Lamps	✓	
Rear Fog Lamp (RH side)	✓	
Wheels	10-Spoke Alloy Wheel	
Outside Rear View Mirrors with Side Turn Indicator	Electrically Adjustable + Retractable	
Chrome Package	With Variable Time Adjustment	
Intermittent Wipers	Rain Sensing Wipers	
INTERIOR:		
7.0 Touch Screen Audio**	X	
Audio Controls, MID & Bluetooth Switch on Steering Wheel	✓ (Compatible with Toyota Genuine Accessories Audio Only)	
Speakers	6	
Seat Upholstery	Premium Fabric	
Steering Wheel	3 Spoke, Leather Wrapped	
Illuminated Entry System	With Ignition + Room + Cupholder + Foot	
Overhead Console with Personal Lamp	With Storage	
Inner Rear View Mirror	Auto Anti-Glare Mirror (EC Mirror)	
COMFORT & CONVENIENCE:		
Rear Seat - Reclining & Split 60:40 Foldable	X	
Rear Sunshade	X	
10 Way Adjustable Power Driver Seat with Lumbar Support	Keyless Entry	
Wireless Door Lock	Smart Entry	
Push Start / Stop System	X	
Sport Drive Mode	X	
Cruise Control	X	
Paddle Shift	X	
Driver Seat Height Adjustment	Manual	
Reverse Sensor	✓	
Reverse Camera (With Display in Audio Screen)	✓	
Driver Side One Touch Up / Down with Jam Protection Power Windows	Automatic	
Air Conditioner with Heater	X	
Minus Ion Generator (nanoe™)	Option with Illumination Control & WOW Needle	
Combination Meters	Eco Driving Indicator	
Eco Driving Indicator	MID (Multi Information Display)	
MID (Multi Information Display)	Tilt + Telescopic Steering	
Tilt + Telescopic Steering	Cup Holder & Bottle Holder	
Cup Holder & Bottle Holder	4 Cup Holders & 4 Bottle Holders	
Charging Points	12V Socket in Front & 2 USB Sockets in Rear	
Lamps	Glove Box, Door Courtesy (Front), Luggage Room	

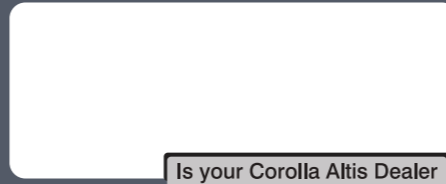
**Options available as accessories at dealer.

QSERVICE Quick 1 Qualified 1 Quality

UNMATCHED WARRANTY*
3 years / 1,00,000 kms
*Conditions Apply

For more information, visit www.toyotaaltis.in
You can Talk to Toyota at **1800-425-0001** (BSNL/MTNL Toll Free No.) or **+91-80-66293001** (Direct No.)

Note: Vehicles pictured and specifications detailed in this brochure may vary between models and equipment. Addition of extra features may change figures in this chart. Toyota Kirloskar Motor Pvt. Ltd. reserves the right to alter the details of specifications and equipment without a notice. Actual colour of the vehicle body & upholstery might differ slightly from the images depicted in this brochure. Features are grade specific.



THE 'ONE' SEDAN WORLD'S ELITE PREFER TO DRIVE

THE NEW
COROLLA ALTIS
THE GLOBAL SEDAN



THE GLOBAL SEDAN

With over 44 million happy customers spread across more than 150 countries, the Corolla Altis is a sedan built on Toyota's legendary values of Quality, Durability and Reliability. Crafted to exquisite perfection on the outside, designed to impart utmost comfort inside and laden with world-class safety features, the new Corolla Altis is every bit the sedan the world's elite prefer to drive.



1.8L Dual VVT-i Gasoline Engine



1.4L Diesel Engine with Variable Nozzle Turbo & Intercooler

EXCEPTIONAL PERFORMANCE



7 Speed Super CVT-i with Sport Mode and Paddle Shift



6 Speed Manual Transmission

CONVENIENCE AT YOUR FINGERTIPS



10 Way Adjustable Power Driver Seat with Lumbar Support

- Minus Ion Generator (nanoe™) | Cruise Control
- Smart Entry with Push Start Button | 2 Rear Power Sockets
- Rear Camera with Parking Sensors | Rear Sunshade
- Tilt & Auto Fold ORVM | Rain Sensing Wipers



Elegant Instrument Panel with Soft Touch Dashboard

WORLD CLASS STYLE



Sleek Bi-beam LED Headlamps with Auto Function



16.0 Alloy Wheels



Stylish LED Tail Lamps



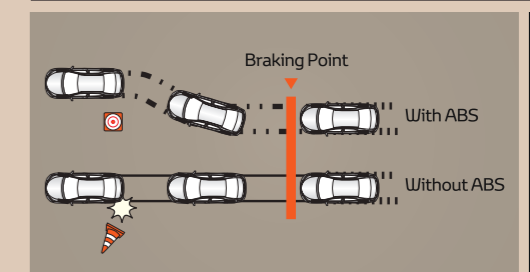
Opulent Rear Reclining Seats



Ample Leg Room

SOPHISTICATED COMFORT

EXCEPTIONAL SAFETY



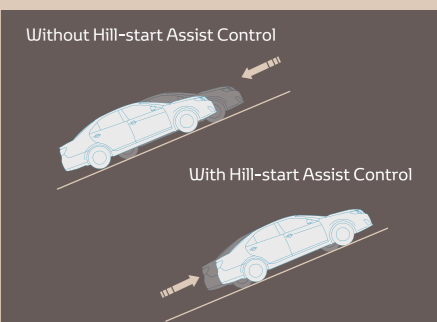
ABS & EBD with Brake Assist



Vehicle Stability Control



7 SRS Airbags



Hill-start Assist Control