

THE NEW SPIRIT OF SWIFT

REFINING PERFECTION

NOW WITH THE NEW K-SERIES PETROL ENGINE.



SWIFT

AVAILABLE IN PETROL AND DIESEL

YOU'RE THE FUEL!

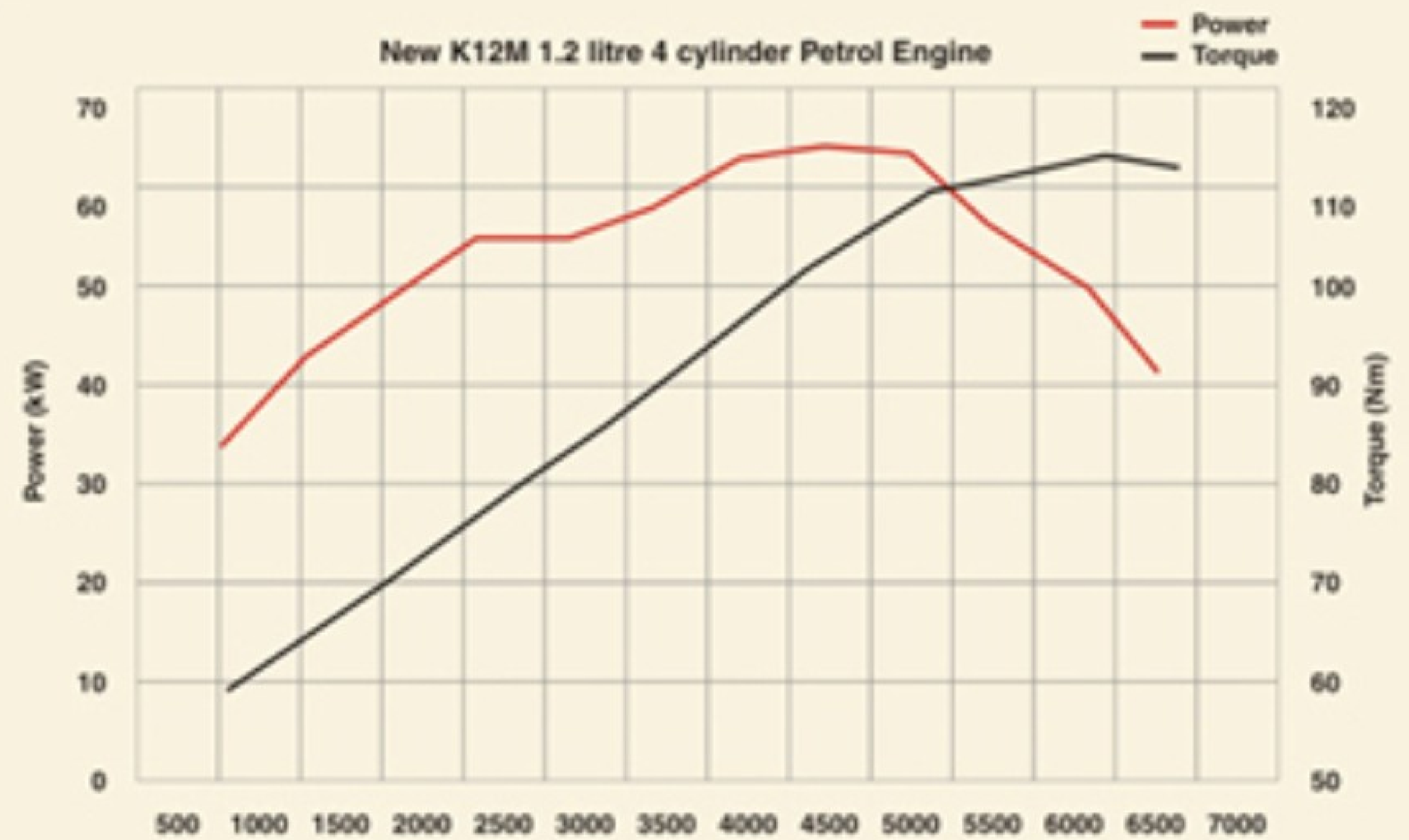
INDIA'S MOST EXCITING CAR. NOW MORE THRILLING WITH THE NEW K-SERIES ENGINE.

The Swift has always set benchmarks for those who love cars. In style. In technology. In performance. In handling. And in sheer spirit. Now the Swift does it again. With an all new K-Series petrol engine that pushes the performance envelope. Ensuring that the Swift remains a car unlike any other - uniquely exciting, spirited, eminently driveable and always winning hearts.

But what exactly makes the Swift, well, a Swift? Is it the top-of-the-line features? Is it the two great engine choices? Or is it the magical coming together of everything that you could dream of? Find your own answer. Test drive a Swift today.



THE STUNNING INTERIOR.
NOTICE THE INTEGRATED AUDIO SYSTEM WITH STEERING MOUNTED AUDIO CONTROLS.



INTRODUCING THE 1.2L K-SERIES ENGINE.

Leaner. Meaner. Fitter. The Swift with a revolutionary new 1.2L K-Series petrol engine that boosts mileage and performance.

Superbly tuned, finely engineered and perfectly matched to the Swift, this responsive and fuel-efficient engine makes the Swift a real driver's car. Add the Swift's easy handling and light-footed response and you have performance best described as terrific.

THE POWER OF PETROL.

- **RESPONSIVE AND POWERFUL** - Advanced 1.2 litre, 16-valve K-Series engine.
- **GREAT PERFORMER** - With 85 ps @ 6000 rpm and 113 Nm @ 4500 rpm, the new engine has improved compression ratios and delivers better initial and passing acceleration in city driving conditions for zippier overtaking.
- **HIGHLY FUEL-EFFICIENT** - The 16-valve lightweight DOHC engine reduces friction and improves durability and fuel economy to be best-in-class at 17.94 kmpl**
- **MORE COMFORTABLE DRIVES** - A more silent engine with reduced vibrations. Lower NVH (noise, vibrations and harshness) provide an enhanced drive feel with lesser driver fatigue.
- **LOWER EMISSION LEVELS** - BS IV compliant, the Swift is greener and eco-friendly.
- **LOW MAINTENANCE COST** - The new K-Series engine means longer oil change intervals and improved spark plug life.



MORE MILEAGE.

17.94
km/l

KSERIES
ENGINES

MORE THRILLS.

*As certified by Test Agency under Rule 115 of CMVR 1989.

INDIA'S MOST ADVANCED DIESEL TECHNOLOGY

DIESEL ROCKS

The Swift has another way to captivate you. Diesel. Underneath that sculpted body lies advanced diesel technology that's unlike anything you have ever experienced before.

With unimaginable levels of power, refinement, responsiveness and fuel-efficiency. At the heart of this new technology is the DDiS engine, manufactured at our state-of-the-art plant at Manesar, Haryana.



21
km/l

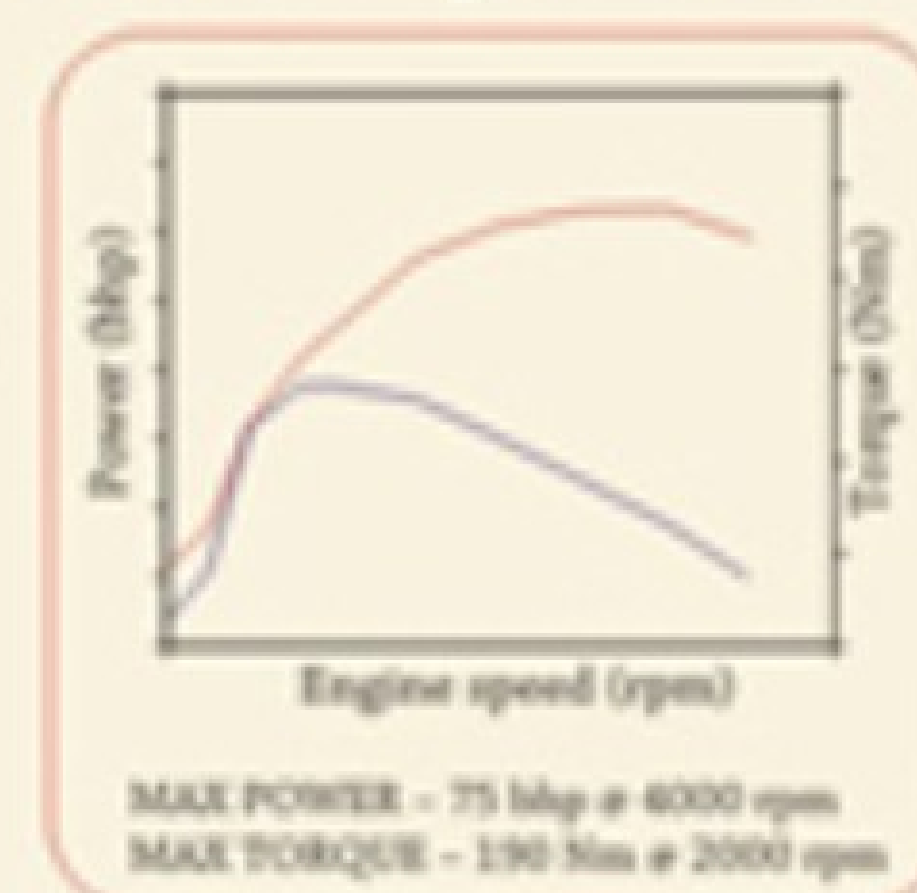
*As certified by Test Agency under Rule 115 of CMVR 1989.

DDiS - THE BEST DIESEL ENGINE IN THE WORLD*

The Swift's DDiS engine is one of a kind. An international star. No other diesel engine[#] delivers so much performance, fuel-efficiency, driving pleasure and durability. Or such low noise and vibration levels.

- The DDiS engine - **International Engine of the Year[†]** in Europe
- **More pulling power** with Turbocharger and Intercooler combination (normally only fitted on big diesel engines for extra power and efficiency, a first in an engine of this size)
- **Smoother running, low noise and cleaner exhaust** thanks to a unique 5-step multi injection technology

- **Highly fuel-efficient** engine, thanks to a Double Over Head Camshaft (DOHC)
- 190 Nm of torque and 75 bhp for a **superior drive with fewer gear shifts**
- **Incredibly compact and light** 1.3 litre engine is highly fuel-efficient
- **Minimum noise and vibrations**
- Has a Chain Drive Timing System that makes the engine **maintenance-free** compared to other diesel engines[#]
- One of the cleanest, most **environment-friendly** engines available today



TECHNOLOGY IN ITS HEART

TURBOCHARGER AND INTERCOOLER COMBINATION

- Efficient combustion
- Higher torque
- Cleaner emissions

5-STEP MULTI INJECTION COMMON RAIL SYSTEM @1400 BAR

- Better fuel combustion
- Optimised NVH

DOUBLE OVER HEAD CAMSHAFT (DOHC)

- Precise & quick valve operation

CHAIN DRIVE TIMING SYSTEM WITH AUTO TENSIONER

- Maintenance-free for the entire engine life
- Precise valve timing



16-VALVE CYLINDER HEAD

- Improves breathing
- Better fuel combustion
- Cleaner emissions

COOLED EGR SYSTEM

- Cooled exhaust gas recirculation
- Cleaner emissions

ALUMINIUM BED PLATE

- Reduced engine vibration
- Minimum noise

GREEN OIL FILTER

- Environmentally friendly
- Easy to maintain

DDiS

SUPERIOR COMMON RAIL DIRECT INJECTION TECHNOLOGY

*2005, UKIP Media & Events - Automotive Magazines Division. [#]In A2 Diesel segment. ** Source: Car India, Sept 06.

EXTRA TOUCHES

EXTERIORS



BUMPERS IN THE FRONT AND REAR
A subtle change that pleases the eye, the new front and rear bumpers add extra visual spice



GRILL DESIGN
The front grill gets an ultra contemporary designer look



REAR COMBINATION LAMPS
Sports a new hi-tech design

WHEEL STATEMENT*
Gleaming new alloy wheels, finished with an all-new wheel cap



ORVM*
Now on the left hand side of the LXi and LDi. Internally adjustable. More sleek. More stylish.




INTERIORS



SMOOTH, SLEEK INTEGRATED AUDIO SYSTEM WITH STEERING MOUNTED ILLUMINATED CONTROLS*
Best-in-class feature found only in the Swift



REAR SEAT HEAD RESTS**
Lean back and relax in the back



ZXi



VXi/VDi



LXi/LDi

SEATS WITH NEW FABRIC DESIGN
Brand new upholstery in the LXi & VDi enhances the feeling of luxury



DIGITAL CLOCK**
Enhanced convenience



DAZZLING DIAL**
The speedometer becomes even more stylish with all-new chrome instrument cluster and white illumination

TILT STEERING*
Drive easily after adjusting the steering wheel to your individual posture



DOUBLE HORN
Increased safety



KEY WITH INTEGRATED REMOTE CONTROL*



*Available in ZXi version only. ** Now available in LXi /LDi version also. ** Available in VXi/VDi & ZXi version only.

STYLE LOADED WITH TECHNOLOGY

The engine, suspension, luxury features and transmission – in fact every part of the Swift's beautiful body – is a sophisticated example of advanced automobile technology. So let's tell you all about the science behind the incredible driving experience of the Swift.

RALLY BASED SUSPENSION

Proven in rally-winning cars and acknowledged to be one of the world's best forms of vehicle suspension, front McPherson struts and a rear torsion-beam raise handling and comfort to a new high.



WIDER BODY ON WIDER TRACKS



1480mm

Tracks are the distance between the two front or the two rear wheels. Wider tracks allow spacious interiors, more comfort, better handling and stability.

ADVANCED INTERIORS



In true sports-car style, the Swift's roomy glasshouse cabin wraps around the driver for a more fulfilling driving experience. Sporty touches abound, with a three-spoke tilting steering wheel and a spherical gearshift knob. Advanced ergonomic seats make for unbeatable comfort.

ADVANCED P-EPS STEERING

Delivers effortless steering, minimum cabin noise and enhanced fuel efficiency. Thanks to the power of electronic steering technology.



SILK SMOOTH TRANSMISSION

Everyone will enjoy the smooth and easy gear shifts. Car buffs will note that the gear stick has to actually travel shorter distances to shift into any of the five gears.



AUTOMATIC CLIMATE CONTROL SYSTEM*

A luxury feature that enhances cabin comfort. On-board computers auto-adjust to the weather outside for comfortable, constant cabin temperature.



THE SCIENCE OF SAFETY

We believe in over-engineering where your safety is concerned. A highly crash-resistant structure keeps you more secure. As do other efficient

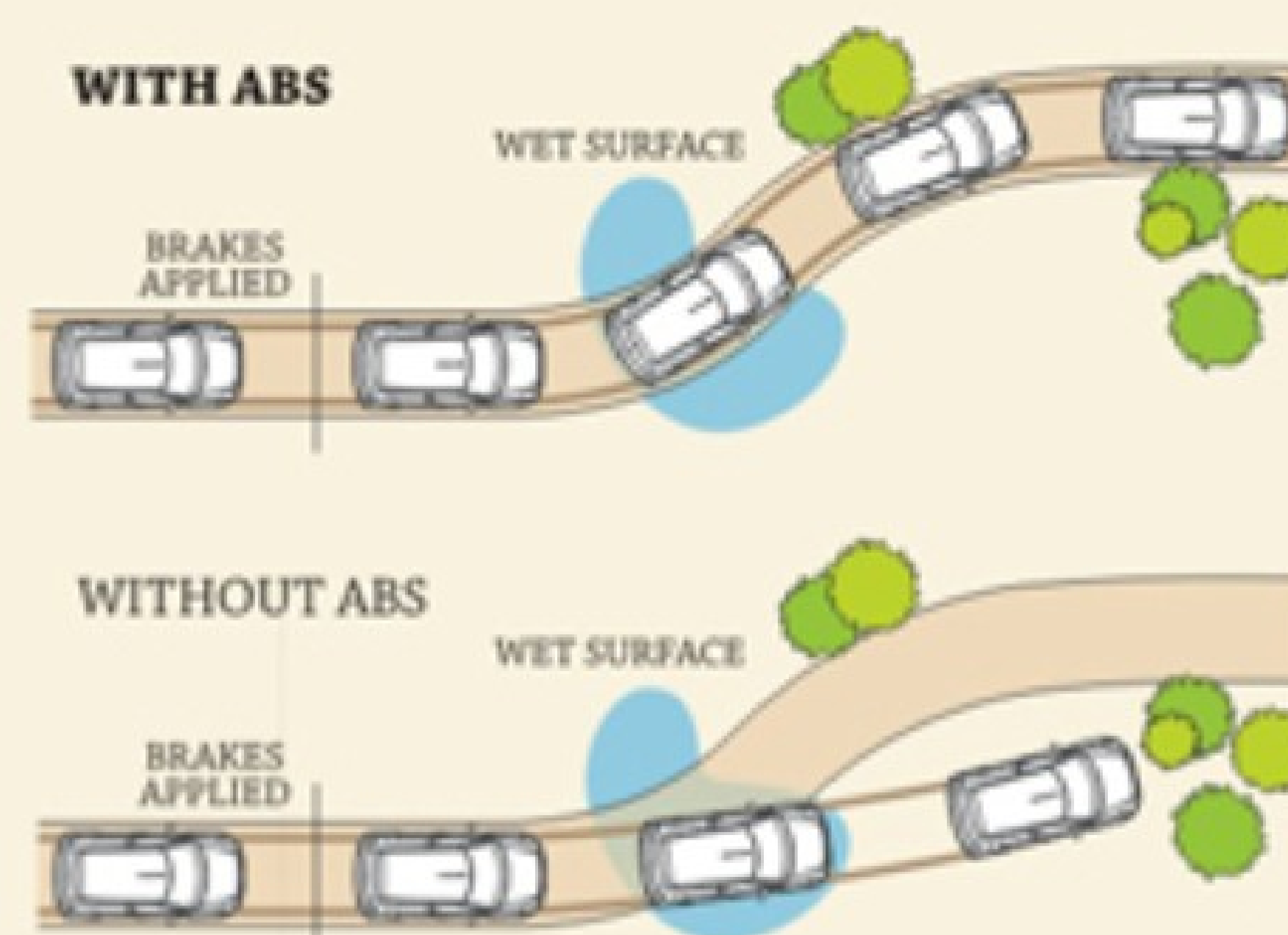


features like a collapsible steering column, seat-belts with safety enhancing pre-tensioners and impact-absorbing exteriors and interiors. In case of a head-on collision, the front seat occupants are cushioned from impact by two large SRS Airbags* that inflate in a fraction of a second.

In the ZXi model, uncontrolled skids while braking, especially on slippery roads are prevented by Antilock Brakes (ABS) with Electronic Brake-force Distribution (EBD).

SPACE VEHICLE

The advanced design approach also allows for better space management - to maximise people and luggage carrying flexibility. Bench-type rear seating allows three to sit comfortably. The boot accommodates plenty, even for those out-of-town weekend trips. There's space for everything and more.



iCATS - NO ONE TOUCHES YOUR SWIFT

Swift comes factory fitted with iCATS, the hi-tech anti-theft security system.

A digital transponder ensures only your key and nothing else will start it.





THE NEW 1.2L K-SERIES ENGINE OR THE DDiS ENGINE. CHOOSE THE TECHNOLOGY THAT'S RIGHT FOR YOU.

When you have top-of-the-line features and great performance coupled with two outstanding examples of technology - the new 1.2L K-Series engine and the DDiS engine, it's a hard choice.

But in the end, whatever you choose, the K-Series Petrol engine or the DDiS engine, you can be sure of one thing. The Swift will always be a winner on the road.

VITAL STATISTICS

SPECIFICATIONS

BODY TYPE	PETROL	DIESEL	
	1.2 ltr K 12 M	1.3 ltr DDiS	
Body type	Hatchback	Hatchback	
Number of doors	5	5	
Seating capacity	5	5	
ENGINE			
Capacity	1197cc	1248cc	
Number of cylinders	4	4	
Number of valves	16	16	
Bore x Stroke	73.0 x 71.5 mm	69.6 x 82 mm	
Compression ratio	9.0:1	17.6:1	
Maximum power	85ps @ 6000rpm	75ps @ 2000rpm	
Maximum torque	113Nm @ 4500rpm	190Nm @ 2000rpm	
Fuel distribution	Multipoint injection	CRDI	
Air charging system	Naturally aspirated	Fixed geometry turbo charger with intercooler	
Emission	BS IV	BS IV	
TRANSMISSION			
Type	5-speed manual, with synchromesh in all gears, one reverse	5-speed manual, with synchromesh in all gears, one reverse	
Gear ratios	1st 3.545 2nd 1.904 3rd 1.280 4th 0.914 5th 0.757 Reverse 3.272	1st 3.545 2nd 1.904 3rd 1.233 4th 0.911 5th 0.725 Reverse 3.250	
DIMENSIONS LXi, VXi, ZXi, LDi, VDi (All variants)			
Overall length	3760mm		
Overall width	1690mm		
Overall height	1530mm		
Wheelbase	2390mm		
Track Front	1470mm		
Track rear	1480mm		
Ground clearance	170mm		
Minimum turning radius	4.7metres		
Luggage capacity	232 litre (with seatback raised) 368 litre (with seatback folded)		
CHASSIS LXi, VXi, ZXi, LDi, VDi (All variants)			
Steering	Rack & pinion, power assisted		
Brakes (front)	Ventilated Discs		
Brakes (rear)	Drums		
Suspension (front)	MacPherson strut and coil spring		
Suspension (rear)	Torsion beam and coil spring		
WEIGHTS PETROL DIESEL			
Kerb weight	980 kgs (LXi) 1000 kgs (VXi) 1010 kgs (ZXi)	1065 kgs (LDi) 1075 kgs (VDi)	
Gross vehicle weight	1415 kgs		
Fuel tank capacity	43 litres		

FEATURES

EXTERIOR	LXi LDi	VXi VDi	ZXi
Headlamp levelling device	✓	✓	✓
ORVM (internally adjusted)			
Right	✓	✓	✓
Left	✓	✓	✓
Coloured, outside door mirror cowls		Only in VDi	✓
Coloured outside door handles		Only in VDi	✓
Tailgate opener, key-type	✓	✓	
Tailgate opener electromagnetic type			✓
Windscreen wiper, 2-speed +1-speed intermittent	✓	✓	✓
Rear window wiper			✓
Rear window demister			✓
Green tinted glass window	✓	✓	✓
Front fog lamps		✓	✓
Rear fog lamp	✓	✓	✓
Black A- & B-pillars		✓	✓
165/80 R14 steel wheels (tubeless)	✓		
165/80R14 steel wheels with full wheel cap (tubeless)		✓	
185/70R14 alloys (tubeless)			✓
COMFORT			
Audio controls on steering switch			✓
Power steering	✓	✓	✓
Front electric windows		✓	✓
Rear electric windows		✓	✓
Central door locking		(4 doors)	(5 doors)
Manual air-conditioning	✓	✓	
Automatic Climate Control System			✓
Heater	✓	✓	✓
Antenna	✓	✓	✓
Tilt steering			✓
INSTRUMENT PANEL			
Tachometer		✓	✓
Light-off/Key reminder		✓	✓
Driver's seatbelt warning lamp		✓	✓
Door ajar warning lamp		✓	✓
3-spoke urethane steering wheel	✓	✓	✓
Digital clock		✓	✓

INTERIOR	LXi LDi	VXi VDi	ZXi
Integrated audio system			✓
Speakers (4)			✓
Cabin light (3 position)	✓	✓	✓
Room lamp, luggage room			✓
Cup holders (front 2, rear 1)	✓	✓	✓
Sports-type spherical shift knob	✓	✓	✓
Sun visors (both side)	✓	✓	✓
Vanity mirror (Sun visor co-driver side)		✓	✓
Ticket holder	✓	✓	✓
Tripmeter (digital display)	✓	✓	✓
Console box (lower)	✓	✓	✓
Day/night rearview mirror		✓	✓
Driver seat height adjuster			✓
Single folding rear bench seat	✓	✓	✓
Head restraints (rear seat)		✓	✓
3 assist grips	✓	✓	✓
Fabric accented door trims		✓	✓
Front door trim pockets	✓	✓	✓
Front seat back pocket (driver & passenger side)		✓	✓
12V accessory socket in central console		✓	
12V accessory socket in luggage room			✓
Cigarette lighter			✓
Removable ashtray	✓	✓	✓
Rear parcel shelf			✓
Silver painted door garnish inside door opener		✓	✓
Remote fuel lid opener	✓	✓	✓
Speaker provision in door	✓	✓	
SAFETY & SECURITY			
Dual front airbags			✓
ABS with EBD		(Optional)	✓
Seat belts, from 3-point ELR with shoulder adjusters			✓
Seat belts, front 3-point ELR with pretensioners			✓
Seat belts (rear)	✓	✓	✓
High mounted stop lamp	✓	✓	✓
Child lock (rear door)	✓	✓	✓
Keyless entry			✓
Key not removed warning buzzer		✓	✓
Side impact beams	✓	✓	✓
iCats	✓	✓	✓
Double horn	✓	✓	✓
Brake assist	✓	✓	✓

Petrol variants are LXi, VXi and ZXi.
Diesel variants are LDi and VDi.

www.marutiswift.com

Maruti Suzuki India Limited reserves the right to change without notice, prices, colours, equipment specifications and models and also to discontinue models. Accessories shown in the entire leaflet are not part of standard equipment. For variant specific features, refer to equipment list.

Maruti Suzuki India Limited, Plot No. 1,
Nelson Mandela Road, Vasant Kunj, New Delhi - 110070
Ph - 011 46781000



- PRE-FITTED WITH iCATS MAKING YOUR VEHICLE SAFE AND SECURE
- THE VEHICLE STARTS WITH AN ORIGINAL KEY ONLY
- PAY LESS ON YOUR INSURANCE PREMIUM

17.94
km/l

21
km/l

*As certified by Test Agency under Rule 115 of CMVR 1989.



Solid Bright Red



Metallic Azure Grey



Pearl Metallic Arctic White



Metallic Silky Silver



Metallic Sunlight Copper



Metallic Midnight Black

Dealer Stamp



YOU'RE THE FUEL!

SWIFT