

# MARUTI GYPSY 4WD




## ***all-round performer***

Style of the Gypsy lies an extraordinary  
power of a 4-wheel drive combined with  
matched comfort and easy handling.  
Thousands of satisfied Gypsy owners spread  
across the world, businessmen, large organisations like  
the Indian Air Force, the Gas Authority  
and a wide range of users who have found the Gypsy  
reliable in the most demanding situations.  
Whether cruising on city roads or adventuring off  
the beaten track.



## ***The 970cc engine : An original Suzuki powerhouse***

This powerful engine has been built to last. It's a 4-cylinder, 4-stroke, coolant-based 970cc engine, precision engineered by computers. An aluminium cylinder-head, and a one-piece cast cylinder block are employed for greater lightness. And a little known fact is that it can be rebored – twice. Giving the Gypsy's long lasting engine an even longer life.



**Maximum Output**  
(SAE NET)

**45 HP at 5,500 rpm**

**Maximum Torque**  
(SAE NET)

**7.5 kgm at 3,000 rpm**



Front differential gear  
 Engine  
 Front axle shaft  
 Transmission  
 Front propeller shaft  
 Transfer  
 Rear propeller shaft  
 Rear axle shaft  
 Rear differential gear

## Powerful 4-wheel drive: With a difference

The Gypsy gives you all the power of a 4-wheel drive. Plus, several advanced features no other vehicle can offer.

### High-Low Speed

Depending on how bad the road conditions get, you can choose between High and Low Speed 4-wheel drive. On Low Speed, the Gypsy generates Herculean extra-traction to handle extremely tricky situations. For example, steep slopes with slippery surfaces.

### Easy 2-wheel/4-wheel drive transfer

By simply operating this lever, you can switch from 2-wheel to 4-wheel drive. The engine delivers an ample 45 hp output and a 7.5 kgm torque. Generating powerful hill-climbing ability and high performance on rough roads.

Select the best reduction ratio by combining the advantages of the High-Low Speed option of the 4-wheel drive, and the 4-speed gearbox to match the road conditions exactly.

Unlike other comparable vehicles, the Gypsy's 2-wheel drive option features free-wheeling hubs on the front wheels, so that when you are not using the 4-wheel drive option, the front wheels can be de-linked from the front differential, resulting in lesser wear and tear, and better fuel economy.






## **The control centre: Designed for function and convenience**

The handsome instrument panel stresses functionality throughout. Designed clean and uncluttered, with large-sized gauges for at-a-glance monitoring.

Multi-use levers control the lights and the windshield washer/wiper for simplified operation. All control knobs are placed within easy reach. The steering and gear shift levers as well as the pedals are ideally positioned in relation to each other.

Ample storage space has been provided in the lockable glove compartment to store maps and other small items. Careful consideration has been paid to the design of each part for easier and quicker operation.





## Comfortable, fatigue

Driving the Gypsy is, quite simply, a pleasure. Despite its toughness, the Gypsy is amazingly light and comfortable driving.

The Gypsy has all its forward gears in synch. You can shift gears while driving – straight through, without tearing sound, and damage to the gear teeth. The use of synchromesh gears comes to the fore when you climb. It allows you the use of first gear without stalling. Without synchromesh, you would have to then shift into first gear. Thereby losing momentum. And you will be losing the vehicle slipping down. And you will be losing the smoothness you can shift gears. A flick of the gear lever. The remarkably quiet and vibration-free operation. The very minimum – a fact every long-term owner will attest to. The carefully designed instrument panel. The carefully designed instrument panel. The carefully designed instrument panel. reach and visibility.

Large ergonomically designed seats take the strain. The reclining and sliding mechanisms for the front seats allow you to choose the exact driving position to suit you. The seats are contoured to the body, and provide support for the back and thighs. Which means you can drive for hours, feeling as fresh as when you started.

The Gypsy is comfortable for the passenger. The front passenger seat makes access to the rear seats easy. In addition, wide rear seats offer a relaxed



## ***Several options to match your requirements***

1. Hard Top – with single front-facing rear seats with provision for A/c and heater.
2. Soft Top – with two parallel rear seats/single front-facing rear seat.
3. Pick-up – without top and rear seats.
4. Ambulance – with necessary fitments



## SPECIFICATIONS

Dimensions & Weight	
Overall length	4,010 mm
Overall width	1,460 mm
Overall height	1880 mm/1910mm*
Wheelbase	2,375 mm
Tread front	1,210 mm
Tread rear	1,220 mm
Load deck length	1,450 mm
Load deck width	810 mm
Load deck height	1,220 mm
Ground clearance	220 mm
Curb weight	950 kg/915 kg*
Gross vehicle weight	1,415 kg
Seating capacity	6 persons or 350 kg
Engine	
Type	F10A, four-stroke cycle, water-cooled, SOHC
Number of cylinders	4
Piston displacement	970 cc
Bore x Stroke	65.5 x 72.0 mm
Compression ratio	8.8 ± 0.2
Maximum output (SAE NET)	45 HP at 5,500 rpm
Maximum torque (SAE NET)	7.5 kg-m at 3,000 rpm
Performance	
Maximum speed	105 km/h
Parking brake	tan θ = 0.32
Climbing	tan θ = 0.42
Transmission	
Type	4-forward all synchromesh, 1 reverse
1st	3.138
2nd	1.947
3rd	1.423
4th	1.000
Reverse	3.466
Transfer gear box-type	2-speed constant-mesh
Transfer gear ratio	High 1.580 Low 2.511
Suspension	
Front & rear	Leaf-spring with double-action damper
Steering	
Type	Ball nut
Minimum turning radius	5.7 m
Brakes	
Front	Disc
Rear	Drum
Tyres	
Front & rear	F78-15-4 PR
Capacities	
Fuel tank	40 L
Engine oil	3.5 L

\*Soft top model

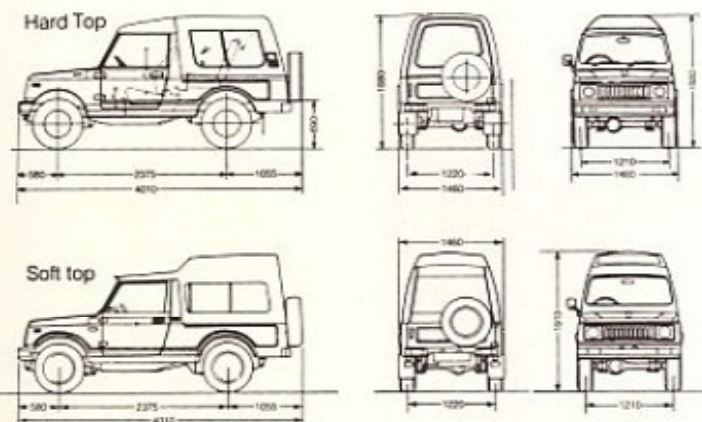
## STANDARD EQUIPMENT

Electrical Equipment	Interior Equipment	Exterior Equipment
• 2-speed windshield wiper	• Reclining & sliding front seats	• Free-wheeling hubs
• 3-position interior light	• Front package tray	• Large steel bumpers
• Multi-function levers	• Rear view mirror	• FRP Hard Top
• Air-control panel	• Lockable glove compartment	• Removable canvas top
• Centre & side ventilator	• Sunvisor on both sides	• Lockable fuel lid
• 4WD indicator lamp	• Front assist grips	• Back-door lock
• Blower	• Front ashtray	• Driver's side view mirror
• Windshield washer	• Floor carpet	• Driver's side door lock
• Hazard warning light	• Steering lock	• Rear mud flaps
	• Single front-facing rear seat	• Foldable front windscreen (Soft Top model)
	• Two side-facing, folding rear bench seats (Soft Top model)	

## OPTIONAL ACCESSORIES

- Airconditioner and cabin heater available as optional factory fitments in the Hard Top model.
- Provision for fitment of accessories such as clock, seat belts, cigarette lighter, stereo cassette player and radio available in Soft Top and Hard Top models.

## DIMENSIONS



## COLOURS



Maruti Udyog Ltd. reserves the right to change vehicle specifications and colours without notice.

Also available on DGS & D rate contract.



# MARUTI UDYOG LIMITED

11th Floor, Jeevan Prakash, 25 Kasturba Gandhi Marg, New Delhi-110 001, India.