



FÉDÉRATION INTERNATIONALE
DE MOTOCYCLISME

**FIM WORLD CHAMPIONSHIP
GRAND PRIX REGULATIONS**

2017

*RÈGLEMENTS DU CHAMPIONNAT
DU MONDE FIM DES GRANDS PRIX*



Articles amended as from 1.1.2017 are in bold type
Articles amended since 31.1.2017 are in bold and red type

FIM WORLD CHAMPIONSHIP GRAND PRIX REGULATIONS



This book (hereinafter collectively referred to as the “FIM World Championship Grand Prix Regulations”) has been printed on **31.01.2017**. Successive editions can be printed for supplementing and/or amending. The new editions will be numbered (2nd edition, 3rd edition, etc.), dated and issued to all relevant Bodies.

THIS BOOK PREVAILS OVER ALL OTHER FIM RULE BOOKS EXCEPT THOSE REFERRED TO AS AN APPENDIX.

EDITION 2017

update 21 February 2017

FEDERATION INTERNATIONALE DE MOTOCYCLISME (FIM)

11, route Suisse

CH - 1295 MIES

Tel: +41-22-950 950 0

Fax: +41-22-950 950 1

www.fim-live.com

paul.duparc@fim.ch

victoria.corredoira@fim.ch

DORNA SPORTS S.L. (DORNA)

Principe de Vergara, 183,

28002 Madrid, Spain

Tel. +34 934 738 494

Fax. +34 934 702 836

events@dorna.com

INTERNATIONAL ROAD RACING TEAMS ASSOCIATION (IRTA)

c/o Road Racing Consultants Ltd.

6, Valley Court offices

Lower Road

CROYDON - ROYSTON

GB - HERTS SG8 OHF

Tel: +44-1223-208 155

Fax: +44-1223-207 276

IRTAUK@aol.com

MOTORCYCLE SPORTS MANUFACTURERS' ASSOCIATION (MSMA)

Akasaka 4-5-21-317, Minato-Ku,

Tokyo 107-0052

JAPAN.

Tel: +81-3-3568-2056

Fax: +81-3-3568-2057

mail@msma-moto.com

CONTENTS

GENERAL UNDERTAKINGS AND CONDITIONS	4
1. SPORTING REGULATIONS	6-66
2. TECHNICAL REGULATIONS	67-216
3. DISCIPLINARY AND ARBITRATION CODE	217-232
4. CIRCUIT STANDARDS.....	233
5. MEDICAL CODE	234-306
6. ANTI-DOPING CODE	307
7. ENVIRONMENTAL CODE	308
8. CODE OF ETHICS.....	309
DIAGRAMS	204-216

Articles amended as from 1.1.2017 are in bold type
Articles amended since 31.1.2017 are in bold and red type



FIM WORLD CHAMPIONSHIP GRAND PRIX REGULATIONS

AMENDMENTS TO THE FIM WORLD CHAMPIONSHIP GRAND PRIX REGULATIONS		3
GENERAL UNDERTAKINGS AND CONDITIONS.....		4
1.	SPORTING REGULATIONS.....	6
1.1	Introduction.....	6
1.2	Events.....	6
1.3	The Paddock	8
1.4	Officials.....	9
1.5	Event Management	12
1.6	Race Direction	13
1.7	The FIM MotoGP Stewards Panel	14
1.8	The Calendar	15
1.9	Classes	16
1.10	Eligible Competitors	16
1.11	Entries	17
1.12	Starting Numbers.....	24
1.13	Schedule.....	25
1.14	Technical Control - Medical Control - Doping Control	26
1.15	Practice & Testing.....	27
1.16	Grid Positions	33
1.17	Races.....	35
1.18	Standard Start Procedure	35
1.19	Ride Through Procedure.....	47
1.20	“Wet” and “Dry” Races	48
1.21	Behaviour During Practice and Race.....	48
1.22	Flags and Lights	52
1.23	Medical cars.....	56
1.24	Finish of a Race and Race Results.....	57
1.25	Interruption of a race.....	58
1.26	Re-Starting a race that has been interrupted	59
1.27	Check Area	63
1.28	Championship Points and Classification	63
1.29	Instructions and Communications to Competitors	65
1.30	Team personnel in the pit lane.....	66



2.	TECHNICAL REGULATIONS	67
2.1	Introduction	67
2.2	Classes	67
2.4	MotoGP Class Technical Regulations	68
2.5	Moto2 Class Technical Regulations	122
2.6	Moto3 Class Technical Regulations	160
3.	DISCIPLINARY AND ARBITRATION CODE	217
3.1	Principles	217
3.2	Penalties	217
3.3	The Disciplinary and Arbitration Bodies	220
3.4	Protests and Appeals	224
3.5	Procedure before all the Disciplinary and Arbitration Bodies	229
3.6	Costs of procedure	231
3.7	Reciprocity of penalties	231
3.8	Law of Mercy	232
3.9.	Arbitration Clause	232
4.	CIRCUIT STANDARDS	233
5.	MEDICAL CODE	234
5.1	INTRODUCTION	234
5.2	SPECIAL MEDICAL EXAMINATION	239
5.3	MEDICAL SERVICES AT EVENTS	241
5.4	MEDICAL MALPRACTICE INSURANCE	269
5.5	PROFESSIONAL CONFIDENCE OF MEDICAL PERSONNEL	269
5.6	ACCIDENT STATISTICS	269
6.	ANTIDOPING CODE	307
7.	ENVIRONMENTAL CODE	308
8.	CODE OF ETHICS	309

AMENDMENTS TO THE FIM WORLD CHAMPIONSHIP GRAND PRIX REGULATIONS

The FIM, through the Grand Prix Commission and the Grand Prix Permanent Bureau, may at any time amend any or all provisions of the Regulations.

Any subsequent changes that take place after the printed versions are completed will be made electronically, and the on-line versions will be the prevailing versions.

The Permanent Bureau consists of:

- One Representative of the Fédération Internationale de Motocyclisme (FIM).
- One Representative of DORNA.

which shall meet on a regular basis to discuss and decide on all issues of the FIM Grand Prix pertinent to the respective interests of the members.

The procedures for the calling of meetings of the Permanent Bureau and for procedures during such meetings (which may be held by telephone or other electronic means) and for the appointment and/or vacancy of representatives and all procedures for their deliberations shall be as mutually agreed by the members from time to time provided always that a decision of the Permanent Bureau shall only be effective with and upon the unanimous vote of the members.

The Grand Prix Commission is competent to study any proposal of changes to the FIM World Championship Grand Prix Regulations.

The Grand Prix Commission consists of:

- One Representative appointed by the Fédération Internationale de Motocyclisme (FIM).
- One Representative appointed by the manufacturers, through MSMA.
- One Representative appointed by the teams and riders, through IRTA.
- One Representative appointed by DORNA who will be the Chairman of the Grand Prix Commission.

Any resolution voted by the Grand Prix Commission shall require the simple majority and the Chairman will have the casting vote in case of a tie. The resolutions of the Grand Prix Commission shall be effective subject to the approval of the Permanent Bureau. The parties shall procure that the meetings of the Grand Prix Commission take place no later than fourteen (14) days following the request of any Representative for that meeting.



GENERAL UNDERTAKINGS AND CONDITIONS

These Regulations derogate and supersede all and any other previous regulations in place before the date of publication of these regulations.

All riders, team personnel, officials, promoters/organizers and all the persons involved in any capacity whatsoever participating in the FIM World Championship Grand Prix (hereinafter collectively referred to as the “Championship”) undertake, on behalf of themselves, their employees, and agents, to observe all the provisions of:

1. SPORTING REGULATIONS
2. TECHNICAL REGULATIONS
3. DISCIPLINARY AND ARBITRATION CODE
4. CIRCUIT STANDARDS
5. MEDICAL CODE
6. ANTIDOPING CODE
7. ENVIRONMENTAL CODE
8. **CODE OF ETHICS**

as supplemented and amended from time to time (hereinafter collectively referred to as the “Regulations”).

All the persons mentioned above may be penalised in accordance with the provisions of the Regulations.

Whilst the Regulations may be translated into other languages, in case of any dispute regarding interpretation the Official English text will prevail.

Any references to the male gender in these documents are made solely for the purposes of simplicity, and refer also to the female gender except when the context requires otherwise.

It is the responsibility of the team to ensure that all persons concerned with its entry observe all the requirements of the Regulations. The responsibility of the rider, or any other person having charge of an entered machine during any part of the Event with respect to observance of the Regulations is joint and several with that of the team.

All persons concerned in any way with an entered machine or present in any capacity whatsoever in the Paddock, Pits, Pit lane or Track, must wear an appropriate pass at all times during the Event.



ANTIDOPING CODE

All the persons concerned must at all times observe the FIM Anti-Doping Code and may be penalised accordingly.

1. SPORTING REGULATIONS

1.1 Introduction

1.1.1

A series of motorcycle races counting toward the FIM World Championship for Riders and Constructors (engine for Moto3 and MotoGP; frame for Moto2) will be organised.

1.2 Events

1.2.1

The Event shall be deemed to commence at the scheduled time for Technical and Sporting Checks and finish after all the races at the expiry of the deadline for the lodging of a protest and the time at which technical or sporting verifications have been concluded, whichever is the latest.

The race control must remain operative with all equipment in place until the end of the period provided for the lodging of a protest, and all officials and marshals must remain at the circuit available to the Race Direction and FIM Stewards during that period.

1.2.2

Events must be staged on race circuits that have been homologated by the FIM for the Championship.

1.2.3

Events must not include any other races except for support races approved by the FIM and DORNA.

1.2.4

Any activity involving 4 wheels racing vehicular use of the track during the event, including “demonstrations”, displays or the suchlike must receive prior approval from FIM and Dorna.

1.2.5

Event Organisers (hereinafter “Organiser”)* will be nominated by the FIM and DORNA.

* ”Organiser” in the Sporting Regulations section refers to the organiser and/or promoter of that individual Event.

1.2.6

The Organiser is responsible for providing the facilities and personnel to ensure the smooth and efficient running of the event.

1.2.7

The Organiser will arrange third party liability insurance including cover for all participants, teams, sponsors, service companies, officials, FIM, DORNA, IRTA, etc.

The cover provided for each event shall be US \$6 million, with the exception of the USA and Canada, where the cover shall be different.

The Organiser will send a copy of such liability insurance to Dorna by courier or telefax, at least 30 days prior to its event. At least 15 days prior to the event; Dorna shall let the Organiser know if some amendments must be made to the aforesaid liability insurance to meet the insurance laws of the organiser's country.

The validity of the insurance must start at 08:00 hrs, on the Wednesday (or Tuesday in the case of Saturday races) before the race and finish at 24:00 hrs on the Monday (or Sunday in the case of Saturday races) after the race.

1.2.8

At least 90 days prior to the Event, the Organisers of the event must submit the following information to the FIM and DORNA:

- a) Confirmation of the name and address of the Promoters/Organisers, including email, telephone and facsimile numbers for correspondence.
- b) The date and place of the Event.
- c) A detailed plan of the circuit, its direction, clockwise or anticlockwise, and length.
- d) The location at the circuit of the rider information centre and the official notice board.
- e) The name and address of the company providing the third party liability insurance cover and the number of the policy.
- f) Name and address of FMNR.
- g) The name of the Clerk of the Course (with FIM Grand Prix Clerk of the Course Superlicence).

- h) The name, address and telephone number of the Chief Medical Officer **(with FIM Grand Prix CMO Superlicence)**.
- i) The name, address and telephone number of the hospitals designated for the event.

N.B. The Organiser is not required to produce or publish any Supplementary Regulations for the event.

1.2.9

At least 60 days before the Event, DORNA must publish the above information and post it to IRTA for distribution to all teams with an entry for the Event.

1.3 The Paddock

1.3.1

The Paddock, pit boxes and all other facilities must be available to teams at least on the Wednesday prior to a Sunday race and remain available to competitors for at least one day and, if possible, two days after the event.

1.3.2

Access must be available for teams arriving to set up between the hours of 08:00 and 22:00.

1.3.3

At all times that the Paddock is occupied there must be 24 hour attendance at the gates providing vehicular access to the circuit and paddock.

1.3.4

When the Paddock is occupied there must be an adequate medical and fire fighting service available to all riders, teams, manufacturers, sponsors, service companies, officials, FIM, Dorna, IRTA, etc.

At minimum the services must be available from 08.00 - 18.00 hrs on the two days prior to the “setting up of teams day”, and on a 24 hour basis for the remainder of the event, ending at midnight on the day after race day.

1.3.5

Full security must be supplied to the Paddock area from at least midnight of the Wednesday prior to a Sunday race until midnight of the Monday following the race.

1.4 Officials

All the following Officials must be present and available at the time necessary to ensure smooth and efficient running of the Event:

1.4.1 Permanent Officials

All permanent officials shall be appointed for the Championship by the Permanent Bureau.

The following officials will be appointed to perform supervisory and executive roles. Except in cases of illness or Force Majeure the officials will be expected to be present at each event.

Race Director

Responsible for ensuring proper observance of the Regulations and efficient running of the practice and races. The Race Director is also responsible for all communications between the Event Management Committee and the FIM MotoGP Stewards Panel.

The Clerk of the Course shall work in permanent consultation with the Race Director. The Race Director shall have overriding authority in the following matters and the Clerk of the Course may give orders in respect of them only with his express agreement:

- a) The control of practice and the race, adherence to the timetable and, if he deems it necessary, the making of any proposal to the Race Direction to modify the timetable in accordance with the Sporting Regulations.
- b) The stopping of practice or the race in accordance with the Sporting Regulations if he deems it unsafe to continue and ensuring that the correct restart procedure is carried out.
- c) The starting procedure.
- d) The use of medical cars/fast interventions vehicles.

Deputy Race Director

Responsible for all duties of the Race Director in the event that the Race Director is unavailable.

Technical Director

Responsible for ensuring that technical Regulations are correctly enforced and supervising scrutineering and protests of a technical nature.

Medical Director

Responsible for liaison with the Chief Medical Officer appointed by the Organisers to ensure compliance with the Medical Code.

FIM Safety Officer

Responsible for the supervision of all aspects of safety.

Starter

Responsible for the start procedure.

1.4.2 Individual Event officials

All individual Event Officials shall be appointed for each event by the FMNR/ Organiser and shall be approved by the FIM.

They are:

i) Clerk of the Course

Responsible for:

- a) Ensuring that the circuit is suitably prepared for and maintained during the Event and that all legal requirements applicable for the running of the event have been complied with.
- b) Ensuring that all officials and services are in place.

The stationing of all track personnel and equipment (i.e. marshals, fire-fighting services, Moto-Taxi, recovery and intervention vehicles, flags, etc.) alongside the Circuit no later than 30 minutes prior to the beginning of all practice sessions and warm-ups.

Once the morning medical inspection is finished, Medical personnel should stand 5 metres behind the Track Marshals or leave. Only sportive personnel should stay on the edge of the track for the “sporting” track inspection.

The Race Director, the FIM Safety Officer, the Clerk of the Course and the Medical Director will make the final inspection of the Circuit to ensure this regulation is complied with, 30 minutes prior to the beginning of the day’s first practice sessions and/or warm up.

During the final inspection lap, the yellow flag must be waved at each flag marshal post together with the display of other flags and equipment requested by the FIM Safety Officer.



- c) Taking decisions to ensure the smooth and efficient running of the event.
- d) Ensuring that the event is run within the Regulations.
- e) Notification of protests to the FIM MotoGP Stewards Panel.
- f) Immediate approval and signature with time of provisional results (practices, warm-ups, starting grids and races) and presentation of reports to the Event Management Committee.

ii) **Secretaries**

Responsible for:

- a) During the event effecting communications between the various officials.
- b) Providing secretarial support for the Event Management Committee, the Race Direction and the FIM Stewards.

iii) **Other Officials**

Marshals, Technical Scrutineers, Security Personnel, Medical personnel etc., as required for the efficient running of the event.

All communications between the individual Event Officials must be made via the relevant Permanent Officials.

1.4.3 The Race Direction

The Race Direction shall be appointed for the Championship by the Permanent Bureau.

1.4.4 The FIM Stewards

The FIM Stewards shall be nominated by the FIM and approved by the Permanent Bureau.

1.5 Event Management

1.5.1

The management of the event will be carried out by the Event Management Committee which will comprise the following delegates:

The Race Director - who will chair the meetings

The Technical Director

The FIM Medical Officer

The Clerk of the Course

The Delegate appointed by DORNA

The FIM Safety Officer

1.5.2

At any time the duties of the members of the Event Management Committee are:

- a) To ensure the smooth and efficient running of the event.
- b) To make recommendations to the FIM MotoGP Stewards Panel concerning any matter that is in contradiction to the Regulations.
- c) To report to the FIM MotoGP Stewards Panel any infringements of the Regulations.

1.5.3

The Event Management Committee will meet at any time required during the event, but at least:

- a) Prior to the first practice session.
- b) At the end of each practice day.
- c) At the end of the event.

1.5.4

The quorum for a meeting of the Event Management Committee is three persons.

1.5.5

All of the members have one vote. Decisions are based on a simple majority. In the case of a tie, then the Race Director will exercise a casting vote.

1.5.6

The FIM Stewards may attend the meetings of the Event Management Committee and the Race Director may also invite the participation of Officials or other persons to assist in the meetings. However, FIM Stewards and the invited officials or other persons will have no right of vote.

1.5.7

The duties of the Event Management Committee are:

- a) To receive reports from the various Officials concerning scrutineering, practice and races.
- b) To make recommendations to the organiser to improve the smooth and efficient running of the event.

1.6 Race Direction

1.6.1

The Race Direction will comprise the following persons

- The FIM Representative
- The DORNA Representative
- The IRTA Representative

These persons can perform other functions during the event.

1.6.2

The quorum for a meeting of the Race Direction is two persons.

1.6.3

Each member has one vote. Decisions are based on a simple majority.

1.6.4

The Race Direction will meet at any time required during the event.

1.6.5

The duties of the Race Direction are:

- a) To take decisions as provided in the Regulations.
- b) **To oversee operational matters to ensure the safe, efficient, and timely running of the event according to the FIM World Championship Grand Prix Regulations.**
- c) To make changes in the conduct and/or format of a race and/or a practice session based on safety considerations, provided that such decision is absolutely necessary to resolve a situation not foreseen in the FIM World Championship Grand Prix Regulations. In such exceptional cases, such decision may prevail over specific provisions of the FIM World Championship Grand Prix Regulations.
- d) Provided that it is absolutely necessary to resolve a situation not foreseen in the Regulations, the Race Direction may issue pre-race instructions or clarifications and in specific cases even create pre-race regulations (e.g. to take into account the local conditions at a particular circuit). However, such actions may only be taken within the limits set out by the FIM World Championship Grand Prix Regulations.

1.7 The FIM MotoGP Stewards Panel

1.7.1

There will be a panel comprised of three persons; the Race Director who will be a permanent member and who will chair the meetings, and two FIM Stewards with FIM Sporting Steward Licence. Each FIM Steward may be a permanent appointment, or appointed by rota, and will be nominated by the FIM and approved by the Permanent Bureau.

1.7.2

The quorum for a meeting of the FIM MotoGP Stewards Panel is two persons.

1.7.3

Each member has one vote. Decisions are based on a simple majority. In the case of a tie, the Chairman will exercise a casting vote.

1.7.4

The FIM Stewards have no executive role in the running of the events, except for the imposition of penalties and the adjudication of protests as per Art. 1.7.6.

1.7.5

The FIM MotoGP Stewards Panel will meet at any time required during the event.

1.7.6

The FIM MotoGP Stewards Panel is responsible for:

- a) Taking decisions as provided in the Regulations.
- b) Imposing penalties for any infringements of the Regulations.
- c) Adjudicating on any protest relating to infringements of the Regulations.

1.7.7

All decisions of the FIM MotoGP Stewards Panel must be communicated in writing to the Race Direction and all affected parties.

1.8 The Calendar

1.8.1

The calendar of races counting for the Championships will be, in principle, published by no later than 31st October of the preceding year.

1.8.2

The season is defined as starting on the day after the final race of the year, and finishing on the day of the final race of the following year.

1.9 Classes

1.9.1

Classes will be for the following categories:

Moto3	250cc 4 stroke, single cylinder
Moto2	Moto2 - official engine
MotoGP	1000cc 4 stroke, maximum 4 cylinders

1.9.2

Technical Regulations governing the three classes are provided in the FIM Grand Prix Technical Rules for the FIM Championship.

1.10 Eligible Competitors

1.10.1

In order to compete in the Championship, riders must be officially entered by a member team of IRTA (with the exception of wild card riders, see Art. 1.11.5/6).

The rider must be in possession of an “FIM Grand Prix Licence” issued by a FMN. Riders are designated by IRTA/Grand Prix Commission. Licences can, in certain circumstances, be for a single event. To receive a Licence, the rider must be in possession of a national licence of a FMN at no additional cost to the rider.

The constructors must be in possession of the appropriate “FIM Manufacturer Licence”.

1.10.1.1 Minimum age

Licences for riders are issued only when the minimum age has been attained as below:

- Moto3: 16 years
- Moto2: 16 years
- MotoGP: 18 years

The limit for the minimum age starts on the date of the rider’s birthday.

In the Moto3 class, an exemption applies to the winner of the FIM Junior Moto3 Championship to compete in the Moto3 class of the FIM World Championship Grand Prix in the following season, even if the rider has not reached the minimum age for the class.

1.10.1.2 Maximum age MotoGP

For the MotoGP contracted riders, the limit for the maximum age finishes at the end of the year in which the rider reaches the age of 50.

1.10.1.3 Maximum age Moto2

For the Moto2 riders, the limit for the maximum age finishes at the end of the year in which the rider reaches the age of 50.

1.10.1.4 Maximum age Moto3

The maximum age is 28 years (25 years for new contracted riders participating in the Moto3 Grand Prix for the first time and for wild cards) at the 1st of January of the corresponding Championship year.

1.11 Entries

1.11.1

Teams must submit their proposed entries to the Secretariat of IRTA by the absolute deadline of the last event of the preceding season. Each application must indicate the riders designated and the class in which they will participate.

The Selection Committee, comprising delegates of FIM, Dorna and IRTA will select the teams and riders accepted for participation in the following season which commences on the day after the last event of the preceding season. Once accepted for participation each team and its contracted riders are subject to the testing restrictions that apply in each class.

1.11.2

Every team accepted for participation is required to become a member of IRTA and conclude a Participation Agreement with IRTA prior to 28 February in the relevant season.

1.11.3

Every accepted team must complete an entry form in respect of each rider and submit this to the Secretariat of IRTA by 28 February of the relevant season.

Except when special dispensation is granted each entry commits the team to designate a rider to compete in all the events of the Championship in the chosen class. Exceptions can only be made as follows:

- i) A team may withdraw a rider from an event which has already started, due to injury of the rider, irreparable damage to the motorcycle(s) or in case of “Force Majeure”. A withdrawal for medical reasons must be supported by a letter from the Chief Medical Officer of the meeting or the Medical Director.
- ii) A team may withdraw a rider from additional events in the Championship only for medical reasons or other reasons of “Force Majeure”. Withdrawals for medical reasons must be supported by a letter from a qualified Doctor and are subject to verification by another medical practitioner appointed by IRTA at its own expense. DORNA shall then have the right to require an additional examination and verification by at least two other medical practitioners appointed by DORNA for that purpose. In the event that the medical practitioners appointed by DORNA do not support the opinion of the medical practitioner appointed by IRTA, the following shall apply:
 - a) the opinion of the medical practitioners appointed by DORNA shall be deemed to prevail;
and
 - b) IRTA shall pay all costs incurred in the examination and reporting by the medical practitioners appointed by DORNA.

Teams must make every reasonable effort to provide a qualified substitute rider to fulfil their entry obligations within 10 days of withdrawal. However the deadline for substitution or replacement of the entered rider is two hours after the end of the Free Practice 2 session for that class, except in the MotoGP class when the limit is 2 hours before the qualifying practice.



- iii) For reasons not being medical reasons and not being reasons of “Force Majeure”, and subject to the Team obtaining the approval of IRTA and then subject to IRTA obtaining the approval of DORNA/FIM (neither of whom shall be obliged to give reasons for any refusal to approve), a Team may replace a rider which that Team has entered in the Championship with another rider (“replacement rider”) for remaining rounds of the Championship. Only one replacement of a rider will be permitted per season. Exceptional circumstances will be examined by IRTA and DORNA/FIM.

If a team is unable to provide a substitute rider, then IRTA may decide to allow another team to enter a rider, on an event by event basis, to reach the required number of entries. Article 1.10.1 will apply to all replacement and substitute riders.

1.11.4

Every rider accepted for participation must comply with the requirements to participate in certain promotional activities as defined in the Participation Agreement with IRTA:

- a) Riders must, if requested by Dorna, attend any pre-Event press conference on the Thursday afternoon prior to the Event subject to reasonable prior notice from Dorna. Both the current leader and the winner in the preceding race will be required to attend the pre-Event press conference. The rest of the riders and members of the Teams Management are the decision of Dorna depending on their results.
- b) Riders must comply in full with the podium procedures as designated in the Grand Prix Regulations.
- c) Riders must make themselves available for such promotional activities as may reasonably be designated by Dorna and, subject to 30 days notice, on the Wednesday or Thursday prior to each Event, for a period of three hours i.e. between 1300 hours and 1600 hours. Each Rider may be required to undertake a maximum of two promotional activities during each season.



- d) All riders must make themselves available, (subject to any prior professional commitments provided that reasonable evidence of the same is provided), for promotional purposes, subject to sixty days prior notice, at times and places unconnected with any particular Event. No rider will be required to participate in more than two activities per calendar year or to take part in such activities for an aggregate period in excess of three hours (excluding travel time). Dorna will reimburse all reasonable business class travel expenses and other reasonable out of pocket expenses.
- e) Riders must, when requested and unless given specific dispensation by IRTA or Dorna, participate in a maximum of one of any autograph signing sessions included in the schedule of events. Riders must attend the signing session for a minimum of 20 minutes.
- f) Riders must, when requested and unless given specific dispensation by IRTA or Dorna, take part in a parade lap in open cars included in the schedule of events.
- g) All of the riders must be aware of the utmost importance of full compliance with the designated procedures for promotional activities, press conferences, podium ceremonies and prize giving ceremonies and be fully aware that sanctions for non-compliance include financial sanctions and the imposition of other penalties laid down in the Grand Prix Regulations.
- h) Riders may be granted permission by Dorna or IRTA to not attend any particular promotional activity only due to injury or the requirement to be receiving medical attention at a time that coincides with such promotional activity. Requests for non-participation must be submitted to Dorna or IRTA in writing.

1.11.4.1 Public Pronouncements by Teams and Riders

- a) Teams and Riders must avoid any public declaration or press release which could damage or negatively affect the MotoGP World Championship. Accordingly, it is an obligation for all Riders, Teams and Teams' directors and/or personnel and/or representative thereof, to refrain from releasing any public pronouncement which may irresponsibly harm the lawful interests of the MotoGP Members or which may be contrary to the integrity of MotoGP or the sport.

- b) Public pronouncements which harm irresponsibly the lawful interest of MotoGP or which are contrary to the integrity of MotoGP or the sport shall include, but not be limited to:
- public statements or comments to the media that irresponsibly attack, disparage, disrepute or damage the MotoGP™ Members.
 - Public comments that members and Riders of the Team know, or should reasonably know, will irresponsibly harm the reputation, image or best interests of the sport and/or any of the MotoGP Members are expressly covered by this regulation.
 - It is understood that responsible expressions of legitimate disagreement with the MotoGP Members and/or MotoGP policies are not prohibited.

1.11.5 Moto2 and Moto3 wild cards:

In each class there may be a maximum of two wild card entries. Wild cards may be proposed by an FMN, the FIM or Dorna.

Wild card riders must be holders of an FIM “one event Grand Prix” licence issued on behalf of any FMN and entries must be submitted to the FIM, on the official entry form issued by the FIM, at least 45 days before the event.

These entries will be submitted to the Grand Prix Commission who will decide which, if any, of the entries will be accepted.

No wild card entry will be granted to a rider who has ridden in the event as a wild card on 3 previous occasions in the same class. (For the purpose of this regulation the Moto3 class is considered as being the same as the 125cc class and the Moto2 class is considered as being the same as the 250cc class).

Accepted entries will be required to pay to IRTA a fee to cover the costs of materials provided for their participation.

For **2017** the fee will be:

13,000 Euros for a Moto2 entry and
3,500 Euros for a Moto3 entry.

If after acceptance and payment a rider withdraws their entry, only 50% of the IRTA fee will be refundable. A full refund may be applied in the following cases:

- a) the withdrawal is solely and verifiably due to rider injury,
- b) the withdrawal is due to the rider being taken as a substitute rider for a contracted team for that event,
- c) the FIM via their local Federation appoints another rider to take over the accepted wild card entry.

No financial compensation or reimbursement of expenses will be paid to wild card riders.

Wild card entries are not subject to the IRTA insurance requirements. Insurance of the wild card riders is the responsibility of their FMN.

When a wild card licence is confirmed and issued, the cost of this licence will not be reimbursed to the rider who withdraws its participation to the race.

1.11.6 MotoGP wild cards:

There may be a maximum of two wild card entries.

Wild cards may be proposed by an FMN, the FIM, the MSMA or Dorna.

Wild card riders must be holders of an FIM “one event Grand Prix” licence issued on behalf of any FMN.

Applications may be submitted to the FIM, on the official entry form issued by the FIM, at any time prior to the event.

Entries, as received by the FIM, will be submitted to the Grand Prix Commission who will decide which, if any, of the entries will be accepted.

Accepted entries may be required to pay to IRTA a fee to cover the costs of tyres provided by the official supplier for their use at the event. If after acceptance and payment a rider withdraws their entry, only 50% of the IRTA fee will be refundable. A full refund may be applied in the following cases:

- a) the withdrawal is solely and verifiably due to rider injury,
- b) the withdrawal is due to the rider being taken as a substitute rider for a contracted team for that event,
- c) another rider is appointed to take over the accepted wild card entry.

No financial compensation or reimbursement of expenses will be paid to wild card riders.

Wild card entries are not subject to the IRTA insurance requirements. Insurance of the wild card riders is the responsibility of their FMN.

When a wild card licence is confirmed and issued, the cost of this licence will not be reimbursed to the rider who withdraws its participation to the race.

1.11.7

A compulsory briefing will be held for all the riders who will be participating for the first time in the current Championship, at 17:00 hrs on the day preceding the day scheduled for the first practice session.

Failure to attend the briefing in full may result in a penalty.

A waiver can be granted to a rider by the Race Direction.

1.11.8

A rider shall be deemed to have taken part in the event when he participates in, at least, one practice session.

1.11.9

A rider shall be deemed to have started a race when he participates in, at least, the first lap of the race.

1.11.10 MotoGP Class Manufacturers

In the MotoGP class, Motorcycle Manufacturers are permitted to participate with a maximum of two entries in their own team. Those Manufacturers may also lease motorcycles and equipment to Independent teams.

1.11.11 Moto3 Class Manufacturers

- In the Moto3 class, Manufacturers intending to participate must announce to the Grand Prix Commission by the deadline of 31 August that they will offer to supply Moto3 machines for the following season. By the same date manufacturers must publish their offer to prospective teams together with a parts price list. No manufacturers or “brands” will be accepted for participation in the following season after that deadline.
- Interested teams must confirm their requests for machines to the manufacturers by the deadline of 15 September. Manufacturers must then confirm the team orders by the deadline of 30 September, respecting the minimum supply numbers (**refer to Art. 2.6.3.2.22**). Details of accepted orders will be sent to IRTA who will inform the Grand Prix Commission. Teams who have placed orders that were not accepted can then negotiate with other manufacturers.
- Refer to Articles 2.6.3 and 2.6.4 for Moto3 engine and chassis homologation, supply and price regulations.

1.12 Starting Numbers

1.12.1

Each rider accepted for the Championship will be allocated a specific starting number which will be valid for the whole Championship.

1.13 Schedule

1.13.1

The provisional event schedule will be as follows:

WEDNESDAY: Arrival and setting up of Teams

THURSDAY: Arrival and setting up of Teams

10:00 - 17:00 Technical and Sporting Checks and other formalities

FRIDAY

09:00-09:40	40 min.	Moto3™	Free Practice 1
09:55-10:40	45 min.	MotoGP™	Free Practice 1 timed for Qualifying
10:55-11:40	45 min.	Moto2™	Free Practice 1
13:10-13:50	40 min.	Moto3™	Free Practice 2
14:05-14:50	45 min.	MotoGP™	Free Practice 2 timed for Qualifying
15:05-15:50	45 min.	Moto2™	Free Practice 2

SATURDAY

09:00-09:40	40 min.	Moto3™	Free Practice 3
09:55-10:40	45 min.	MotoGP™	Free Practice 3 timed for Qualifying
10:55-11:40	45 min.	Moto2™	Free Practice 3
12:35-13:15	40 min.	Moto3™	Qualifying
13:30-14:00	30 min.	MotoGP™	Free Practice 4 not timed for Qualifying
14.10-14.25	15 min.	MotoGP™	Qualifying 1
14.35-14.50	15 min.	MotoGP™	Qualifying 2
15:05-15:50	45 min.	Moto2™	Qualifying

SUNDAY

08:40-09:00	20 min.	Moto3™	Warm Up
09:10-09:30	20 min.	Moto2™	Warm Up
09:40-10:00	20 min.	MotoGP™	Warm Up
11:00		Moto3™	Race
12:20		Moto2™	Race
14:00		MotoGP™	Race

1.13.2

The above schedule can only be varied as follows:

- i) Prior to the event by Dorna;
- ii) During the event by the Race Direction.

1.13.3

The schedule may include an allotted time for riders and teams to make track laps by **non-motorised** bicycle or on foot. All traffic at this time must be in the circuit direction.

Clarification after MotoGP Superlicence seminar 10/02/2017

1.14 Technical Control - Medical Control - Doping Control

1.14.1

Teams in the MotoGP class may present a maximum of two motorcycles per rider for Technical Control which will be carried out according the published schedule, prior to the first practice.

In the Moto2 and Moto3 classes, teams may present only one motorcycle per rider for Technical Control.

Unless a waiver is granted by the Race Direction, teams who do not comply with the schedule for technical or medical controls will not be allowed to take part in the event.

1.14.2

The procedure for Technical Control is described in the Technical Regulations, Articles 2.x.5.2, 2.x.5.3, and 2.x.5.4. The procedure for Medical Control is described in the Medical Code.

1.14.3

All articles regarding anti-doping procedures are mentioned in the FIM Anti-Doping Code.

1.15 Practice & Testing

1.15.1 Practice and Testing Restrictions

- a) For all classes the season is defined as starting on the day after the final race of the year, and finishing on the day of the final race of the following year.

A Grand Prix “Event” is defined as starting at the scheduled time for Technical and Sporting checks (Art. 1.2.1), usually a Thursday. This time and date is used when determining 14 days before an Event in regard to testing restrictions.

- b) A contracted rider is defined as a rider designated by the team according article 1.11.1.
- c) Track Familiarisation is permitted at any time at any circuit under the following conditions:
- i) Such on-track activity is not permitted within the 14 days before a GP event at a circuit unless authorised by Race Direction.
 - ii) For motorcycles of the same capacity class as the rider is entered in, only standard production road-homologated motorcycles may be used.

For safety it is permitted to make the following changes, which must be notified to the Technical Director in advance:

- **Wheels**
- **Brake calipers, master cylinders, lines and discs (carbon discs are not permitted)**
- **Front and rear suspension**
- **Removal of existing parts (eg. mirrors, lights, etc.)**
- **Tyres (commercially available tyres as approved by the Technical Director, NB. current specification of championship tyres are not permitted)**
- **Footrests, handlebars and control levers**
- **Exhaust**
- **Replica Bodywork in a different material is permitted, but the design must be identical to the original (except for blanking areas for removed lights, etc.)**

NB. Motorcycles of non-roadracing disciplines (eg. Motocross, Enduro, SuperMoto) and roadracing machines of a different capacity class, as approved by the Technical Director, may be used without restriction.

Race Direction may grant an exemption for specific events using race machines of the same capacity class the rider is entered in. Such authorisation must be requested in advance.

- iii) In the Moto2 class, when track familiarisation takes place on a Grand Prix circuit then the road-homologated motorcycle may not be the same brand and the same engine capacity as the current Moto2 official engine supplier. That is, if the motorcycle is the same brand as the official Moto2 engine supplier, it must be of a different engine capacity to the official Moto2 engine.
- iv) In case of dispute regarding machine eligibility the decision of the Technical Director will be final.
- d) Wild Card riders are not subject to any testing restrictions.

1.15.1.1 MotoGP Class

For the purposes of this regulation separate test teams of manufacturers (includes complete motorcycle Manufacturers and chassis Manufacturers) involved in the Championship are considered as part of the contracted team.

Practice and testing by contracted teams using MotoGP class machines is permitted as follows:

A. Contracted Riders

- a) Practice included in the schedule of the events.
- b) One test, of two or three days, organised by Dorna/IRTA, at a circuit in Europe between the final event of the season and 30 November.
- c) Three tests, each of three days, organised by Dorna/IRTA between 1 February and the first event of the season.
- d) Post-race. A maximum of three tests, each of one day, on the Monday after events in Europe designated by Dorna/IRTA.
- e) Any activity authorised by the Race Direction.

- f) All MotoGP teams may test with their contracted riders at any circuit for a maximum total of 5 days per team during the season (except during the test ban period, refer to Art. 1.15.1.1.A.h) below), using only the team's Test Tyre Allocation (refer to Art. 1.15.1.1.C, below).

Test dates and riders participating must be informed to Race Direction prior to the proposed test, which may not be within 14 days before a GP event held at that circuit.

Testing is deemed to have taken place when any of the team riders has entered the track.

- g) Teams using machines from manufacturers who qualify for Concessions (refer to Art. 2.4.2) are permitted to test with their contracted riders (except during the test ban period, refer to Art. 1.15.1.1.A.h) below) or with test riders at any circuit during the season, using only the team's Test Tyre Allocation (refer to Art. 1.15.1.1.C, below). The amount of testing is limited only by the Test Tyre Allocation.

Test dates and riders participating must be informed to Race Direction prior to the proposed test, which may not be within 14 days before a GP event held at that circuit.

- h) No testing is permitted by contracted riders between 1 December and 31 January, both dates being inclusive.

B. Test Riders

Test riders are permitted only for Motorcycle Manufacturers with their own factory team, and for teams using machines from Manufacturers who qualify for Concessions (Art. 2.4.2).

If a Manufacturer does not have an entry with their own factory team, they must nominate one of their customer teams as their factory team for the purposes of testing with test riders for that season.

- a) Test riders can participate in any of the tests described in 1.15.1.1. A, above, except for practice included in the schedule of an event.
- b) Test riders may test at any circuit, at any time, using only their team's Test Tyre Allocation. Tests are not permitted within the 14 days before a GP event at a circuit unless authorised by Race Direction.

C. Test Tyre Allocation

Machine development is limited by the Test Tyre Allocation. The allocation is not transferable between teams or manufacturers and is supplied solely by the official tyre supplier, as follows:

All MotoGP Teams: 120 tyres per contracted rider per season. These tyres may be used by a test rider, or the team's contracted rider subject to 1.15.1.1.A. f), g), h) and 1.15.1.1.B, above.

Tyres for contracted riders at Official Tests will be subject to supply requirements of Art. 2.4.4.9.9. A), B), C) and will not be counted as part of the Test Tyre Allocation.

1.15.1.2 Moto2 and Moto3 Classes

For the purposes of this regulation, test teams of Manufacturers (includes complete motorcycle Manufacturers and chassis Manufacturers) involved in the Championship are not considered to be contracted teams. However they may use contracted riders for testing under the conditions of clause e) **below** (any test days will be counted as part of the rider's allowance of 10 days), and clause i) **below** (test days will not be counted as part of the rider's allowance).

Practice and testing **by contracted** riders, is permitted as follows:

- a) Practice included in the schedule of the events.
- b) Up to three official tests organised by Dorna/IRTA, at circuits in Europe between 1 February and the first event of the season, using only contracted riders.
- c) Post-race. One day tests held on the Monday or Tuesday after events in Europe, as nominated by Dorna/IRTA. Post-race tests are only possible if the test days are not required for MotoGP class testing.
- d) Any activity authorised by the Race Direction.
- e) Teams may test **with contracted** riders at any circuit for a maximum total of 10 days per rider during the season (except during the test ban period, refer to Art. 1.15.1.2.f) below).

Test dates and riders participating must be informed to Race Direction prior to the proposed test, which may not be within 14 days before a GP event held at that circuit.

Testing is deemed to have taken place when the rider has entered the track.

Any replacement or substitute rider is deemed to be the original rider for the purposes of counting test days.

- f) No testing is permitted by contracted teams or contracted riders between 1 December and 31 January, both dates being inclusive.
- g) Teams are not permitted to make private tests between the end of one season and the first race event of the subsequent season at any circuit outside of the continental zone where the team is based (Europe, Asia/Oceania, Africa, The Americas).
- h) Contracted riders who are in their first season of participation in the World Championship may compete in other events held at Grand Prix circuits in Europe, or at events held at Grand Prix circuits in the country of the rider's nationality, during that season.
- i) **Testing is permitted at any circuit with any rider after the final event of the season until the end of 30 November of that year. Such testing will not count towards the rider's allocated number of test days for the season.**

1.15.2 Practice Sessions at Grand Prix Events (including Warm Up)

- i) Riders will commence practice from the pit lane when the green light is displayed at the exit of the pit lane.
- ii) The duration of practice will commence from the illumination of the green light. A count-down will be shown on the official Timekeeping monitors to indicate the minutes of practice remaining.
- iii) The end of practice will be indicated by the waving of a chequered flag at which time the pit exit will be closed. A rider's time will continue to be recorded until he passes the finish line after the allotted time has elapsed. After the chequered flag, riders complete one additional lap prior to entering the pits.
- iv) If practice is interrupted due to an incident or any other reason, then a red flag will be waved at the start line and at all marshals posts. All riders must return slowly to the pit lane. When practice is restarted, the time remaining will be that shown on the monitors of the official timekeepers at the moment the red flags were waved.

- v) After practice has started, it is not permitted for any person to alter the condition of the racing surface of the circuit. This includes track Marshals and other Officials, who cannot clean the track surface without prior instructions and/or authorisation from the Race Director and/or the FIM Safety Officer.

1.15.3 Motorcycles

In the MotoGP class, a rider may practice on two motorcycles providing that all such motorcycles have been scrutineered in the name of his/her team.

In the Moto2 and Moto3 classes a rider may practice on the one motorcycle that has been scrutineered in the name of his/her team. Moto2 and Moto3 class rider may change to another motorcycle only in the case of irreparable damage to the principal machine, and only with the permission of the Technical Director who will authorize the issue of a new scrutineering sticker to identify the new machine. The process of authorizing a new machine is not possible during a practice session or after the pit lane closes for the sighting lap of the race.

1.15.4 Lap time

All laps of the riders will be timed.

A new lap record for a circuit can only be established by a rider during a race.

For both practice and race, the lap time is the subtraction of the time between two consecutive crossings of the plane of the finish line indicated by the line painted on the track.

1.15.5 Qualification for the Race

A. Moto2 and Moto3

To qualify for the race, a rider must achieve a time during the Qualifying session(s) at least equal to 107% of the qualifying time recorded by the fastest rider of his class.

Any rider who fails to achieve a qualifying time will be permitted to take part in the race provided that in any of the free practice sessions and/or warm up he/she has achieved a time at least equal to 107% of the fastest rider in the same session. Such riders will start the race from the back of the grid, according to their free practice and/or warm up times.

B. MotoGP Class

- i) Riders are automatically qualified for the race if they participate in Qualifying Practice QP1 or QP2 (refer to Art. 1.16.3).
- ii) To participate in qualifying practice a rider must achieve a lap time at least equal to 107% of the time recorded by the fastest rider in the same session, in any one of the four Free Practice sessions (FP1, FP2, FP3, FP4).
- iii) Substitute riders, replacing a rider after the event has started, are subject to the above conditions if they have participated in two of the first three Free Practice sessions.
- iv) If a substitute rider only participates from FP3 onwards and does not achieve a lap time of 107% of the fastest rider in the same session of either FP3 or FP4, that rider may participate in QP1, where he/she must achieve a lap time of at least 107% of the fastest rider in QP1 to be allowed to start the race (unless QP1 is cancelled in which case the rider may start the race).

1.16 Grid Positions

1.16.1

The pole position, allocated to the fastest rider, will be determined during the homologation of the circuit.

1.16.2

For all classes, the Grid will be arranged in the “in echelon” 3-3-3-3 configuration.

Each line will be offset.

There will be a distance of 9 metres between each row.

1.16.3

A. Moto2 and Moto3

Grid positions will be based on the fastest time recorded by the riders in all qualifying practice.

In the case where all qualifying practice have been cancelled, the grid position will be based on the fastest time recorded by the riders in all free practices.

B. MotoGP Class

- i) Grid positions will be determined by the fastest lap time recorded by each rider in the Free Practice (FP) sessions and two Qualifying (QP) sessions as follows:
- ii) Based on combined practice times, the ten fastest riders in FP1, FP2, and FP3 go through to QP2.
- iii) All other riders take part in QP1, provided they are qualified according to Art. 1.15.5.B. The fastest two riders from QP1 progress to QP2.
- iv) The twelve riders in QP2 will take the first 12 grid positions according to their fastest lap time in QP2.

If a rider does not record a lap time in QP2 he/she will start from 12th grid position. In the case of more than one rider not recording a QP2 time, their grid positions from 12 upwards will be determined by their combined lap times of FP1, FP2 and FP3.

- v) The riders not in the first two positions of QP1 will take grid positions 13 and onwards according to their fastest lap time in QP1.

If any qualified riders do not record a lap time in QP1 they will start from the back of the grid, in order of their combined times from FP1, FP2, and FP3.

- vi) In the case where QP1 or QP2 or both are cancelled, the grid positions will be determined by the combined fastest lap times recorded by the riders of the affected group, in FP1, FP2 and FP3.

In the case of only QP1 being cancelled, then the 11th and 12th fastest riders from FP1, FP2 and FP3 combined will go through to QP2.

1.16.4

In the event of a tie, riders' second and subsequent best times will be taken into account.

1.16.5

The final grid will be published after the warm up has been completed, at the latest one hour before the start of the race.

1.17 Races

1.17.1

The length of races must be according to the following parameters:

Minimum 95 km	Maximum 130 km
---------------	----------------

and will be determined by the Permanent Bureau after publication of the calendar.

1.17.2

The length of a race may only be varied by the Race Direction, and may be outside the parameters described in 1.17.1.

1.17.3

A visible countdown board will be shown at the finish line to indicate the number of remaining laps in the race.

1.17.4

If the Timekeeping rooms are fed by normal power (electricity) supply, they must also be permanently connected to an U.P.S. (Uninterruptible Power System) and to a generator.

1.18 Standard Start Procedure

1. Only riders who have completed at least one sighting lap will be permitted to start the race from their position published on the final grid. Under no circumstances may they push onto the grid from the pit lane.
2. Approximately 15 Minutes (20 minutes for MotoGP only, except in the case of a restarted or rescheduled race) before the Start of the Race - Pit lane exit opens for sighting laps.

Green lights on at the pit lane exit.

Count-down boards of 5, 4, 3, 2 and 1 minutes are shown at the pit exit.

Riders may complete more than one sighting lap by passing through the pit lane where they may make adjustments, change machines in MotoGP only, or refuel.

3. Approximately 10 Minutes (15 minutes for MotoGP only, except in the case of a restarted or rescheduled race) before the Start of the Race - Pit lane exit closes.

Red lights on at the pit lane exit.

4. Riders who do not go onto the grid may start the warm up lap from the pit lane under the instructions of a marshal positioned at the pit lane exit.

Riders starting the warm up lap from the pit lane must start the race from the back of the grid.

5. When riders reach the grid after the sighting lap(s) they must stop at the rear of the grid and turn off the engine. The motorcycle will then be pushed at walking pace by a team member to the grid position. The rider may dismount or remain on the motorcycle to be pushed to the grid position.

Riders on the grid may be attended by their mechanics and other staff including one person who may hold an umbrella. All attendants on the grid must wear a “Grid Pass”.

Riders in the MotoGP class only, having taken up their grid position, must take off their helmets, except in the case of a restarted or wet race.

Officials will display panels, at the side of the track, indicating the row of the grid, to assist riders in locating their grid position.

6. The Race Director will, at this stage, declare the race as “wet” or “dry” and will indicate this to the riders on the grid and those who may still be in the pit lane by the display of a board. If no board is displayed the race will automatically be “dry”.

7. Riders on the grid may at this stage make adjustments to the machine or change tyres to suit the track conditions.

Tyre warmers may be used on the grid.

Riders may use a generator to power tyre warmers on the grid. Only one generator per machine may be used. The generator must be of the “hand carried” type and have a maximum output capacity of two kilowatts.

Starter engines may also be used on the grid.

Generator and starter engines should be located at the rear of the motorcycles.

All adjustments must be completed by the display of the 3-Minute board. After this board is displayed, riders who still wish to make adjustments must push their machine to the pit lane. Such riders and their machines must be clear of the grid and in the pit lane before the display of the 1-Minute board, where they may continue to make adjustments, or change machine in MotoGP only. Such riders will start the warm up lap from the pit lane and will start the race from the back of the grid.

8. Refuelling or changing fuel tank on the grid is forbidden.
9. 5 minutes before the start of the Warm Up Lap - Display of 5-Minute Board on the grid.
10. 3 minutes before the start of the Warm Up Lap - Display of 3-Minute Board on the grid.

Generators must be disconnected from tyre warmers and removed from the grid as quickly as possible.

At this point, all persons other than two mechanics per rider in the Moto2 and Moto3 classes, and three mechanics per rider in MotoGP, the person holding the umbrella for the rider, the television crew of the host broadcaster and essential officials, must leave the grid.

The MotoGP riders must put their helmets on.

No person (except essential officials) is allowed to go on the grid at this point.

11. 1 minute before the start of the Warm Up Lap - Display of 1-Minute Board on the grid.

Immediate removal of tyre warmers from machines on the grid.

At this point, all team personnel except the mechanics will leave the grid. The mechanics will, as quickly as possible, assist the rider to start the machine and will then vacate the grid.

12. 30 seconds before the start of the Warm Up Lap - Display of 30- Second Board on the grid.

All riders must be in position on the grid with engines running. No further assistance from mechanics is permitted. Any rider who is unable to start his machine must remove it to the pit lane, under the control of the grid marshals, where he may make further attempts to start it, or change machine in MotoGP. Such riders may start the warm up lap from the pit lane and will start the race from the back of the grid.

13. 2 minutes before the start of the Race - Green flag waved to start warm up lap.

In the interest of safety, should a rider stall his machine, he may be assisted to restart. If, after a reasonable period, the engine does not start, then the rider will be pushed into the pit lane where his mechanics may provide assistance, or where the rider may change machine in MotoGP only.

The riders will make one lap at unrestricted speed, followed by a safety car. The safety car will overtake slow riders.

As soon as the riders have passed the pit lane exit, the pit lane exit light will be turned green, and any rider waiting in the pit lane will be permitted to join the warm up lap. 30 seconds later, the light will turn red closing the pit lane exit.

On returning to the grid the riders must take up their positions with the front wheel of their motorcycle up to and behind the front line and between the side lines defining the grid position and keep their engines running. The front tyre must not be touching the track surface outside of the painted lines.

If two or more riders must start from the back of the grid, they will take up position in the order in which they qualified for the race.

An official will stand at the front of the grid holding a red flag motionless.

Any rider who arrives at the pit lane entry point after the safety car must enter the pit lane and start the race from the pit lane exit.

Any rider who encounters a problem with his machine on the warm up lap may return to the pit lane and make repairs, or change machine in MotoGP only.

Any rider who stalls his engine on the grid or who has other difficulties must remain on the motorcycle and raise an arm. It is not permitted to attempt to delay the start by any other means.

As each row of the grid is completed, the officials will lower the panels indicating that their row is complete. Panels will not be lowered when a rider in that row has indicated that he has stalled his motorcycle or has other difficulties. When all panels have been lowered and the safety car has taken up its position, an official at the rear of the grid will wave a green flag.

The Starter will then instruct the official at the front of the grid, displaying the red flag, to walk to the side of the track.

14. A red light will be displayed for between 2 and 5 seconds. The red light will go out to start the race

A safety car will follow behind the motorcycles for the whole of the first lap. The safety car will overtake slow riders.

If the red lights' device is fed by normal power (electricity) supply, it must also be connected to a set of car batteries or to an U.P.S. (Uninterruptible Power System) to provide power to the starting lights' device if the electric line breaks down just at the moment of the start.

Any rider who anticipates the start will be required to carry out the ride through described under article 1.19.

The motorcycle must be stationary at the time the red lights are turned off. Anticipation of the start is defined by the motorcycle moving forward at the time the red lights are turned off.

In the case of a minor movement and subsequent stop whilst the red lights are on, the designated officials will be the sole judge of whether an advantage has been gained.

If a penalty is imposed for taking advantage by anticipating the start the Race Direction must communicate the penalty to the rider **as soon as possible**.

15. If, after the start of the race, a rider stalls his machine, then he may be assisted by being pushed along the track until the engine starts.

If, after a reasonable period, the engine does not start, then the rider will be pushed into the pit lane, where his mechanics may provide assistance, or where the rider may change machine in MotoGP only.

16. After the riders have passed the exit of the pit road, the green light at the pit lane exit will be switched on to start any riders still in the pit lane.

The exit of the pit road is defined as the point where the pit road joins the circuit, or as defined by Race Direction (refer to Art. 1.21.21).

When more than one rider is starting the race from the pit lane, officials will control their start position and order.

17. Unless the race is interrupted, no further changes of machines are permitted. Except that a rider who has not crossed the start line to start the race, is permitted to change machines up until the leading rider has passed the finish line at the end of his first lap. This change of machine is defined as when the second machine crosses the timing point at the pit exit lights.

After this time, in the MotoGP class only, machine changes are permitted only under the following circumstances:

- If the race has been declared wet, according to Art. 1.20.
- If the White Flags have been displayed indicating that machine changes are permitted, according to Art. 1.22.2.

In both cases, tyre warmers, changing tyres and adjustments are permitted on the machine in the pits and in the pit-lane. There are no restrictions on the type of tyres fitted to either of the machines.

The spare machine may remain inside the pit box until such time as it is used in the race, but any exchange of machine must be made in the pit lane. The rider must enter pit lane with his machine to make the exchange.

All exchanges of machine in pit lane must follow the protocols published by Race Direction, that is:

- The spare machine must be in the position as indicated by Officials prior to the race.
- The machine entering the pits must stop between the spare machine and the pit box, it may not stop on the pit lane side of the spare machine.
- It is not permitted to ride behind (pit box side) the spare machine of another rider.
- The team is responsible for the safe release of the rider. The rider leaving his machine change position must give way to approaching riders on pit lane who have right of way.
- The team is responsible for ensuring none of their equipment, motorcycles or staff impede the progress of another team or rider in any way.
- **A maximum of 4 team staff per rider may assist in the machine change, other team members must remain in the pit box or signalling area.**
- **The 4 pit lane staff will be identified by compulsory wearing of a helmet, approved by the Technical Director.**
- **It is forbidden for the spare machine to be in gear before the rider changes bikes, only the rider may engage the gear (it is permitted for a team member to hold the clutch lever), the penalty for breach of this rule is disqualification.**

If a machine that has been active in the race enters the pit box, this machine is deemed to be retired and may not be used again in the race (refer to Art. 1.21.8).

18. Start Delayed

Should there be a problem that might prejudice safety at the start, the Starter will invoke the Start Delayed procedure as follows:

- A red flag is waved from the Starter's rostrum and the red light stays on.
- The "Start Delayed" board is displayed from the Starter's rostrum and a marshal will wave a yellow flag at each row of the starting grid from the signalling platform.
- Riders must stay in their grid position with helmets on, engines may be switched off.
- The machine(s) which caused the Start Delayed procedure will be removed to the pit lane, regardless of what work is needed to restart the machine. If they can be restarted or a spare machine is taken (MotoGP class) the rider may start the warm up lap from pit lane, and will start the race from the back of the grid.
- After display of the Start Delayed board, a maximum of 3 mechanics per rider (MotoGP class) or 2 mechanics per rider (Moto2, Moto3 classes) are allowed on the grid. Only tyre warmers, stands, starter engines and hand-carried tools are allowed, no generators are allowed on the grid.
- Only essential officials are allowed on the grid, no media, guests, umbrella-holders or other team personnel will be permitted, with the exception of camera crew(s) authorised by the Organisers.
- The start procedure will be re-commenced at the 3-Minute board, which the Starter will order to be displayed as soon as possible (normally as soon as all riders on the grid are attended by their team).
- Following the 1-Minute and 30-Second boards the riders will complete an additional warm up lap. The race distance will be reduced by one lap.

Any person who, due to his behaviour on the grid is responsible for a "start delayed", may be further penalised.

19. Rain on Grid

If the pit lane is opened for the sighting lap with the track dry but the track becomes wet during or after the normal sighting lap (i.e. when riders are on the track or on the grid), the Starter may invoke the following procedure. This procedure does not apply after the start of the warm up lap, riders are free to enter the pit lane after the warm up lap and start the race from there if they wish to make any adjustments.

(Note: as climatic conditions and their severity can never be accurately forecast Race Direction may react to specific situations by issuing different instructions. All instructions will be displayed on timekeeping monitors and teams will be informed by IRTA staff.)

1. Moto2 and Moto3 Classes

- The Start Delayed board is displayed. This may be before or after the normal five minute countdown has started on the grid, but would normally be after the last bike has arrived at the grid
- Wheels may be changed and adjustments made only on the grid.
- 5 minutes extra working time is given to change settings, so approximately five minutes after the Start Delayed board is displayed, the 5-Minute board is shown and the 5-3-1-30sec countdown is made before the start of the Warm Up lap.
- Team members must leave the grid as usual (refer to Art. 1.18.10), 11), 12) above). I.e. 3-Minute board: adjustments completed, 1-Minute board: tyre warmers removed, 30-Second board: start engines.
- After the green flag **the normal warm up lap and start procedure applies**, riders make one Warm Up lap as usual and take up their original grid positions.
- Any rider who wishes to make adjustments after the start of the Warm Up lap must enter the pit lane to make adjustments and start the race from there.
- The race distance is reduced to 2/3 of the original distance.

2. MotoGP Class

- The Start Delayed board is displayed. This may be before or after the normal five minute countdown has started on the grid, but would normally be after the last bike has arrived at the grid.
- Any rider who does not arrive to the grid from the original sighting lap(s), or the additional sighting lap(s) after a Start Delayed, must start the warm up lap from the pit lane and will start the race from the back of the grid as per Art. 1.18.4.
- All machines must be pushed off the grid with wheel changes and adjustments being made in pit lane, or machines changed.
- Machines may be refuelled in pit lane.
- Approximately 5 minutes after the Start Delayed board, the pit lane exit will be opened for 5 minutes and riders make one or more additional sighting laps before taking up their original grid positions. If more than one sighting lap is made, the rider must pass through pit lane.
- Three minutes after the closing of the pit lane exit for the extra sighting lap the normal pre-race countdown is resumed at the 5-Minute board. Mechanics may return to the grid to assist the riders, change wheels and make adjustments, but journalists and guests will not be re-admitted to the grid at this stage. **The normal warm up lap and start procedure applies, mechanics must leave the grid following the normal 3-Minute, 1-Minute, 30-Second rules (as per Arts. 1.18.10),11),12),13) above).**
- The race distance is unchanged.

1.18.20 Wet Race Start (following all dry practice)

In case a class has had all practice and warm up sessions dry (as declared by the Race Director), and the race start is declared wet before the opening of pit lane for the sighting lap, the following Wet Race Start procedure will apply.

- The declaration of Wet Race Start will be made as early as possible before the opening of the pit lane and communicated to teams.
- The pit lane will open on time and remain open for 10 minutes (5 minutes longer than normal).

- Riders may make more than one sighting lap, passing through the pit lane.
- Refuelling of any machine and change of machine (MotoGP Class only) is permitted in pit lane during the sighting laps period.
- The countdown boards at Pit Lane Exit will display 10-Min, 5-Min, 4-Min, 3-Min, 2-Min, 1-Min before the Pit Lane is closed.
- Three minutes after the close of Pit Lane, the **normal warm up lap and start procedure applies**, the countdown to the Warm Up lap will be made, 5-Min, 3-Min, 1-Min, 30-Sec.

Therefore the Warm Up lap and Race Start will be 5 minutes delayed for Moto3 and Moto2.

The Warm Up lap and Race Start will be on time for MotoGP (that is, a shorter period on the grid).

- Race distances remain unchanged.

1.18.21 Quick Restart Procedure

When a race is stopped, riders must return to the pit lane, unless otherwise instructed by officials. If there is to be a restart, the following procedure will apply:

- Upon arrival in the pit lane, repairs and adjustments may be made to the motorcycle. Refuelling is permitted, and change of machine (MotoGP class only) is permitted.
- When all riders have entered the pit lane the Race Director will announce the time remaining to the re-opening of the pit lane, which will be a minimum of 5 minutes. The time remaining to the opening of the pit exit will be displayed on timing screens and countdown boards.
- When the time period has elapsed, the pit lane exit will be opened for SIXTY SECONDS only. Riders will make one lap at unrestricted speed to the starting grid, followed by a Safety Car. Any rider delaying the progress of the sighting lap will be overtaken by the Safety Car. Any rider arriving behind the Safety Car must go into the pit lane. Such riders will have to start the warm up lap from the pit lane and will start the race from the back of the grid.

- Any riders remaining in the pit lane after it has been closed will have to start the warm up lap from the pit exit and start the race from the back of the grid.
- ONE mechanic only, per rider, may go onto the grid (without tools) to primarily indicate to his rider his position on the grid. In the case that the restarted race involves new grid positions, the mechanic should avail himself of his rider's new grid position from the classification displayed on the timing screen or from officials who will be positioned at the entry point to the grid with the revised starting grid information.
- Riders will arrive back on the starting grid and stop in their grid position, with engines running, no adjustments may be made. Any rider requiring repairs or adjustments on the sighting lap from the pit exit must enter the pit lane.
- As soon as the Safety Car arrives on the back of the grid, a 30-seconds board will be displayed at the front of the grid. At this point the mechanics must immediately leave the grid by the quickest route. The 30 seconds may be reduced at the discretion of the **Starter** when the grid is cleared and it is considered safe.
- After 30 seconds have elapsed and/or the grid is clear, a green flag will be shown to start the warm up lap.
- The riders will make one warm up lap at unrestricted speed, followed by a Safety Car. When the last rider has passed the pit exit it will be opened for a period of 30 seconds to release any rider waiting. After 30 seconds, the pit lane exit will remain closed until after the start of the race. Any rider not able to leave the pit exit whilst it is open will start the race from the pit exit. Any rider delaying the progress of the warm up lap will be overtaken by the Safety Car.
- Upon arrival back at the starting grid the normal start procedure will be followed, with the start signal given in the normal manner.
- Riders who started the warm up lap from the pit lane must start the race from the back of the grid as directed by officials. In case of two or more riders, they will take up the last grid positions in order of their grid positions. Any rider arriving at the pit lane entry point after the Safety Car must enter the pit lane and start the race from the pit lane exit.

- After the start signal has been given and the last rider has passed the pit exit, the pit exit will be opened, as per Article 1.18.16. Any riders still in the pit lane may then start the race.
- **The race distance will be according to Art. 1.26. Note that for a MotoGP race interrupted before 3 full laps have been completed, the race distance for the restart will be reduced by 1 lap from the original race distance.**

1.19 Ride Through Procedure

During the race, the rider will be requested to ride through the pit lane. Stopping is not permitted. The rider may then rejoin the race.

The rider must respect the speed limit (Art. 1.21.14), in the pit lane. In case of infraction of this speed limit, the ride through procedure will be repeated; in case of a second infraction of this speed limit, the black flag will be shown to the rider.

In the event of a restarted race, the above regulation will also apply.

In the case of a race interrupted prior to the penalty being complied with and if there is a second part, the rider will be required to ride through after the start of the second part of the race.

In the case of a rider carrying forward a penalty for anticipation of the start, into the second part of an interrupted race and subsequently found to have anticipated the second start, the rider will be shown the black flag.

Yellow boards (100 cm horizontal x 80 cm vertical) displaying the riders' numbers (black colour) will be shown at the finish line and the information will also be displayed on the timekeeping monitors.

Failure by the relevant rider to ride through, having been shown the board 5 times, will result in that rider being shown the black flag.

In the case where the organisation has been unable to carry out the ride through penalty before the end of the race, the relevant rider will be inflicted with a time penalty **as determined by Race Direction to reflect the ride through time, and notified to teams before the race.**

1.20 “Wet” and “Dry” Races

All races will be categorised as either wet or dry. A board may be displayed on the grid to indicate the status of the race. If no board is displayed, the race is automatically dry. The purpose of this classification is to indicate to riders the consequence of varying climatic conditions during a race.

1.20.1 Moto2 and Moto3 races

1.20.1.1

Dry Races - a race classified as dry will be interrupted by the Race Director, if he considers that climatic conditions affecting the surface of the track makes it likely that riders will wish to change tyres.

1.20.1.2

Wet Races - a race classified as wet, usually commenced in varying or wet conditions, will not be interrupted for climatic reasons and riders who wish to change tyres or make adjustments must enter the pits and do so during the actual race.

1.20.1.3

In all cases where the first race is interrupted for climatic reasons, then the restart will automatically be a “wet” race.

1.20.2 MotoGP race

A race will not be interrupted for climatic reasons and riders who wish to change machine (when allowed), tyres or make adjustments must enter the pits and do so during the actual race.

1.21 Behaviour During Practice and Race

1. Riders must obey the flag signals, the light signals, and the boards which convey instructions. Any infringement to this rule will be penalised according to the provisions of Art. 1.22.
2. Riders must ride in a responsible manner which does not cause danger to other competitors or participants, either on the track or in the pit-lane. Any infringement of this rule may be penalised by the **FIM MotoGP Stewards**.

3. Riders should use only the track and the pit-lane. However, if a rider accidentally leaves the track then he may rejoin it at the place indicated by the officials or at a place which does not provide an advantage to him.

Any infringement of this rule during the practices or warm up will be penalised by the cancellation of the lap time concerned and during the race, by a penalty decided by the FIM MotoGP Stewards Panel.

If a change of position penalty is imposed a board will be displayed for the rider on the finish line during a maximum of 5 laps. If the rider did not go back after the board has been presented 5 times, he will be penalised by a ride through.

A time penalty may be imposed in lieu of a change of position penalty where necessary. Further penalties may also be imposed.

4. Any repairs or adjustments along the race track must be made by the rider working alone with absolutely no outside assistance. The marshals may assist the rider to the extent of helping him to lift the machine and holding it whilst any repairs or adjustments are made. The marshal may then assist him to re-start the machine.
5. If the rider intends to retire, then he must park his motorcycle in a safe area as indicated by the marshals.
6. If the rider encounters a problem with the machine which will result in his retirement from the practice or the race, then he should not attempt to tour at reduced speed to the pits but should pull off the track and park his machine in a safe place or as indicated by the marshals.
7. Riders who are returning slowly to the pits for remedial work should ensure that they travel as far as possible off the racing line.
8. Riders may enter the pits during the race, but taking the motorcycle inside the pit box is not permitted.

In the MotoGP class, in the case of an exchange of machine during a race (Art. 1.18.17), if a machine that has been active in the race enters the pit box, this machine is deemed to be retired and may not be used again in the race.

Adding and removing fuel in pit lane during the race is strictly prohibited. Any infringement of this rule will be penalised with a disqualification.

9. Riders who stop their engines in the pits may be assisted to re-start their motorcycle by the mechanics.
10. Riders are not allowed to transport another person on their machine or to be transported by another rider on his machine (exception: Another rider or by another rider after the chequered flag or red flag).
11. Riders must not **ride their** motorcycles in the opposite direction of the circuit, either on the track or in the pit lane, unless doing so under the direction of an Official.
12. No signal of any kind may pass between a moving motorcycle and the rider's team, or anyone connected with the motorcycle's team, entrant or rider, except for the signals of the timekeeping transponder, lap trigger, GPS (as per Art. 2.4.3.5.1), legible messages on a pit board, or body movements by the rider or team. Onboard TV camera signals are allowed, but only when such signals are for the purposes of and managed by the Championship promoter.
13. All machines are required to carry onboard camera(s) if requested by the Championship promoter.

The cameras and associated equipment must be carried during all practice sessions and the race (refer to Art. 2.x.4.2.11 for technical details).

14. A speed limit of 60 km/h will be enforced in the pit lane at all times during the event. Riders must respect the speed limit from where the sign 60 km/h is placed up to where the sign 60 km/h crossed out is placed.

Any rider found to have exceeded the limit during the practice will be subject to a **minimum fine of 200 Euros for the first offence. Repeat offences at the same event will incur a higher fine each time, and any rider committing 3 offences at a single event will also be subject to further penalties from the FIM MotoGP Stewards.**

Any rider who exceeds the pit lane speed limit during a race will be penalised with a ride through.

The Race Direction must communicate the offence to the pit of the rider after having received the information from the Official in charge.

15. Stopping on the track during practices and races is forbidden.
16. During the practice sessions and warm ups, practice starts are permitted;
 - a) when it is safe to do so, at the pit lane exit before joining the track and
 - b) after passing the chequered flag at the end of practice sessions and warm-ups when it is safe to do so, off the racing line and only in the designated Practice Start Zone(s) and following the procedure as communicated to teams prior to the first practice session.

Infringement of this rule will incur an instant fine and further penalties may be applied.

17. If any rider wishes to parade a flag or engage in any celebration after the chequered flag, they must ride to the side of the racing surface in a safe location to collect the flag and/or perform any celebrations and then rejoin the circuit when it is safe to do so.

It is forbidden to stop on the start-finish straight after the chequered flag for any celebrations of any kind.

18. It is not permitted to ride racing motorcycles within the circuit other than in the pit lane or on the track.
19. After the chequered flag, riders riding on the track must wear a safety helmet until they stop on the pit lane/parc fermé.
20. Penalties for infringement of Article 2.x.3.3 (Engine durability in MotoGP and Moto3).
 - Infringement before the race: the rider will start the race from the pit lane 5 seconds after the green light is on at the pit lane exit.
 - Infringement during the race: ride through.

Each engine taken above allocation will result in a penalty. Where more than one extra engine is taken at one event, remaining penalties will be carried forward to the next event if necessary.

21. Pit Lane Exit

The pit lane exit road will be defined by Race Direction and marked with painted lines. A dotted white line (interrupted line) will signify the end of the pit lane road, which is the point where the track starts and racing may commence. Riders must stay inside the painted lines defining the pit exit road until passing the dotted white line, during all track sessions (practice and race).

Infractions may be penalised with an instant penalty by Race Direction, and further penalties may be applied.

1.22 Flags and Lights

Marshals and other officials display flags or lights to provide information and/or convey instructions to the riders.

All flags are presented waved.

1.22.1 Flags and Lights Used to Provide Information:

- **Green Flag**

The track is clear

This flag must be waved at each flag marshal post for the first lap of each practice session and of the warm up, for the sighting lap and for the warm up lap.

This flag must be shown waved at the flag marshal post immediately after the incident that necessitated the use of one or more yellow flags.

This flag may be waved at pit exit, in conjunction with the official signal of the green light, as an extra signal that pit lane exit is open.

- **Yellow and Red Striped Flag**

The adhesion on this section of the track could be affected by any reason other than rain.

This flag must be shown waved at the flag marshal post.

- **White Flag with diagonal red cross (stroke width of the cross: between 10 and 13 cm)**

Drops of rain on this section of the track.

This flag must be waved at the flag marshal post.

- **White Flag with diagonal red cross** (stroke width of the cross: between 10 and 13 cm) + **Yellow and Red Striped Flag**

Rain on this section of the track.

These flags must be waved together at the flag marshal post.

- **Blue Flag**

Waved at the flag marshal post, this flag indicates to a rider that he is about to be overtaken.

During the practice sessions, the rider concerned must keep his line and slow down gradually to allow the faster rider to pass him.

During the race, the rider concerned is about to be lapped. He must allow the rider(s) who are lapping him to pass him at the earliest opportunity, and passing within a group of lapped riders is forbidden under the blue flag.

Waved at a marshal post after the pit lane exit, this flag indicates to a rider exiting pit lane that riders are approaching on track. The rider exiting pit lane must do so safely and without disturbing riders on track.

- **Chequered Black / White Flag**

This flag will be waved at the finish line to indicate the finish of race or practice session.

- **Chequered Black / White Flag and Blue Flag**

The chequered black/white flag will be waved together with the blue flag at the finish line on track level when a rider(s) precedes closely the leader during the final lap before the finish line (see art. 1.24.1).

- **Green Light**

This light must be switched on at the pit lane exit to signal the start of each practice session and of the warm up, the start of the sighting lap(s) and the start of the warm up lap.

- **Flashing Blue Lights**

Will be switched on at the pit lane exit at all time during practices and races.

1.22.2 Flags Which Convey Information and Instructions:

- **Yellow Flag**

Waved at each row of the starting grid, this flag indicates that the start of the race is delayed. Waved at one row (or more) of the starting grid, this flag indicates that a rider on that row is having difficulties.

A single yellow flag waved at the flag marshal post indicates that there is a danger ahead beside the track.

Two yellow flags waved together at the flag marshal post indicate that there is a hazard wholly or partly blocking the track.

The waving of a single or a double yellow flag does not signify a degree of danger, but only the location of the incident.

The riders must slow down and be prepared to stop. Overtaking is forbidden up until the point where the green flag is waved.

Any infringement of this rule during a practice session will result in the cancellation of the time of the lap during which the infraction occurred.

An infringement of this rule during the race will result in a penalty.

If a change of position penalty is imposed, boards will be displayed for the rider on the finish line during a maximum of 5 laps, indicating the number of positions the rider must go back. If the rider does not go back after the board has been presented 5 times, he will be penalized by a ride through.

In both cases, further penalties may also be imposed.

If immediately after having overtaken, the rider realizes that he committed an infraction, he must raise his hand and let pass the rider(s) that he has overtaken. In this case, no penalty will be imposed.

During the final inspection lap, this flag must be waved at the exact place where the flag marshal will be positioned during the practices, the warm ups and races.

- **White Flag**

Waved at the flag marshal post during the race, this flag indicates that the riders are allowed to change machine.

Only the Race Direction can take this decision.

- **Red Flag and Red Lights**

When the race or practice is being interrupted, the red flag will be waved at each flag marshal post and the red lights around the track will be switched on. Riders must return slowly to the pits.

When the pit-lane exit is closed, the light will be switched on, and the red flag may be used in conjunction with the official red light signal. Riders are not allowed to exit the pit lane.

The red flag will be shown motionless on the starting grid at the end of the warm up lap.

The red flag may also be used to close the track.

The red lights will be switched on at the start line for between 2 and 5 seconds to start each race.

- **Black Flag**

This flag is used to convey instructions to one rider only and is waved at each flag marshal post together with the rider's number. The rider must stop at the pits at the end of the current lap and cannot restart, when this flag results from a penalty.

This flag can also be presented to a rider for a reason other than a penalty (eg. to rectify a non-dangerous technical problem such as a transponder problem).

- **Black Flag with orange disk (Ø 40 cm)**

This flag is used to convey instructions to one rider only and is waved at each flag marshal post together with the rider's number. This flag informs the rider that his motorcycle has mechanical problems likely to endanger himself or others, and that he must immediately leave the track.

1.22.3 Flag Dimension

The flag dimension should be 80 cms in the vertical and 100 cms in the horizontal.

The flag dimension will be checked the day preceding the day of the first practice session.

1.22.4 Flag Colour

The Pantones for the colours are as follows:

Orange:	Pantone 151 C
Black:	Pantone Black C
Blue:	Pantone 298 C
Red:	Pantone 186 C
Yellow:	Pantone Yellow C
Green:	Pantone 348 C

The flags' colours will be checked the day preceding the day of the first practice session.

1.22.5 Rider's number board

Black board (70 cm horizontal x 50 cm vertical) which enables the race number of a rider to be attached with a set of numbers in white, whose stroke width is minimum 4 cm and height minimum 30 cm.

This board must be available at each flag marshal post.

1.22.6 Flags Marshals posts

The location will be fixed during the circuit homologation.

1.22.7 Marshals Uniforms

It is strongly recommended the marshals' uniforms to be in white or orange (Ref. Pantone: 151 C) and the rain coat to be transparent.

1.23 Medical cars

The medical cars must be equipped with yellow flashing lights. The words "MEDICAL" should be clearly indicated on the back and the sides of the car.

1.24 Finish of a Race and Race Results

1.24.1

When the leading rider has completed the designated number of laps for the race, he will be shown a chequered flag by an official located at the finish line, behind the 1st protection line. The chequered flag will continue to be displayed to the subsequent riders.

When the chequered flag is shown to the leading rider, no other rider will be permitted to enter the track from the pit lane.

As soon as the chequered flag is shown to the leading rider, the red light will be switched on at the pit lane exit.

If a rider(s) closely precedes the leader during the final lap before the finish line, the official will show to the rider(s) and to the leader simultaneously the Chequered flag and the Blue flag. That means that the race is finished for the leader while the rider(s) closely preceding the leader has (have) to complete the final lap and take the Chequered flag.

1.24.2

In case of a photo-finish between two, or more, riders, the decision shall be taken in favour of the competitor whose front wheel leading edge crosses the plane of the finish line first. In case of ties, the riders concerned will be ranked in the order of the best lap time made during the race.

1.24.3

The results will be based on the order in which the riders cross the line and the number of laps completed.

1.24.4

To be counted as a finisher in the race and be included in the results a rider must:

- a) Complete 75% of the race distance.
- b) Cross the finish line on the race track (not in the pit lane) within five minutes of the race winner. The rider must be in contact with his machine.

1.24.5

The riders placed in the first three positions in the race will be escorted by officials, as quickly as possible, to the podium for the awards ceremony. Participation in the podium ceremony by the first three riders is compulsory.

1.25 Interruption of a race

1.25.1

If the Race Director decides to interrupt a race at any point from the start of the warm up lap onwards, then red flags will be displayed at the finish line and at all marshals' posts and he will switch on the red lights around the circuit. Riders must immediately slow down and return to the pit lane.

The results will be the results taken at the last point where the leader and all other riders on the same lap as the leader had completed a full lap without the red flag being displayed

Exception: if the race is interrupted after the chequered flag, the following procedure will apply:

1. For all the riders to whom the chequered flag was shown before the interruption, a partial classification will be established at the end of the last lap of the race.
2. For all the riders to whom the chequered flag was not shown before the interruption, a partial classification will be established at the end of the penultimate lap of the race.
3. The complete classification will be established by combining both partial classifications as per the lap/time procedure.

At the time the red flag is displayed, riders who are not actively competing in the race will not be classified.

Within 5 minutes after the red flag has been displayed, riders who have not entered the pit lane, pushing or riding on their motorcycle, will not be classified.

1.25.2

If the results calculated show that less than three laps have been completed by the leader of the race and by all other riders on the same lap as the leader, then the race will be null and void and a completely new race will be run.

If it is found impossible to re-start the race, then it will be declared cancelled and the race will not count for the Championship.

1.25.3

If three laps or more have been completed by the leader of the race and all other riders on the same lap as the leader, but less than two-thirds of the original race distance, rounded down to the nearest whole number of laps, then the race will be restarted according to Art. 1.26. If it is found impossible to restart the race, then the results will count and half points will be awarded in the Championship.

1.25.4

If the results calculated show that two-thirds of the race distance rounded down to the nearest whole number of laps have been completed by the leader of the race and by all other riders on the same lap as the leader, then:

- For the Moto2 and Moto3 classes, the race will be deemed to have been completed and full Championship points will be awarded.
- For the MotoGP class, the race will be restarted for a minimum of 5 laps according to Art. 1.26.

If it is found impossible to restart the race, then the results will count and full Championship points will be awarded.

1.26 Re-Starting a race that has been interrupted

1.26.1

If a race has to be re-started, then it will be done as quickly as possible, consistent with track conditions allowing. As soon as the riders have returned to the pits the **Race Director** will announce a time for the new start procedure to begin which, conditions permitting, should not be later than 10 minutes after the initial display of the red flag.

1.26.2

The results of the first race must be available to teams before the second part of a race can be started.

1.26.3

The start procedure will be the same for all classes and will follow the Quick Restart Procedure, Art. 1.18.21), unless otherwise informed by Race Direction.

1.26.4

Conditions for the re-started race will be as follows:

- i) In the case of situation described in 1.25.2 (less than 3 laps completed) above:
 - a) All riders may start, including riders who may not have completed the sighting or warm up lap for the original start.
 - b) Motorcycles may be repaired or changed. Refuelling is permitted.
 - c) - For Moto2 and Moto3, the number of laps will be two-thirds of the original race distance rounded down to the nearest whole number of laps.
- For MotoGP, the number of laps will be 1 lap less than the original race distance.
 - d) The grid positions will be as for the original race.
- ii) In the case of situation described in 1.25.3 (3 laps or more and less than two-thirds completed) and 1.25.4 (two-thirds completed for MotoGP only) above:
 - a) Only riders who are classified as finishers in the first race may re-start. To be eligible to re-start the rider must enter pit lane, riding or pushing their motorcycle, within 5 minutes after the red flag was displayed in the interrupted race.
 - b) Motorcycles may be repaired or changed. Refuelling is permitted.

- c) - For Moto2 and Moto3, the number of laps of the second race will be the number of laps required to complete two-thirds of the original race distance rounded down to the nearest whole number of laps with a minimum of 5 laps.
- For MotoGP, the number of laps of the second race will be the number of laps required to complete the original race distance with a minimum of 5 laps.
- d) The grid position will be based on the finishing order of the first race.
- e) The final race classification will be established according to the position and the consolidated number of laps of each rider at the time he crossed the finish line at the end of the last part of the race. Provisions of Art. 1.24.4 will apply.

1.26.5

Any **start position** penalties applying to a rider in the first race. e.g. a drop of grid position or starting the race from pit lane, **will be considered to have been served at the original race start and will not apply to the restarted race.**

In the case of Art. 1.25.2 (race interrupted with less than 3 laps completed) the new start will be a completely new race so therefore existing start position penalties will apply.

1.26.6

Should a re-started race be interrupted and Race Direction deems it possible to re-start, then the conditions for a further re-start will follow Art. 1.26.4, with the race distance and results defined as follows:

For Moto2 and Moto3

- a) If the re-started race is interrupted when 5 or more laps have been completed, the race will be deemed to have been completed and full Championship points awarded. The race classification will be according to Art. 1.26.4.ii. e.

- b) If the re-started race is interrupted when less than 5 laps have been completed, the race would be re-started a further time if possible, and Race Direction will determine the number of laps with a minimum of 5 laps. The grid will be based on the results of this interrupted race provided 3 or 4 full laps were completed (a race of less than 3 laps will be null and void and will not determine the grid or **eligibility** for a re-started race).
- c) If that further re-started race (third race) is interrupted when less than 5 laps have been completed, no further re-starts will be made. The race results will then be determined by the first part of the race and full Championship points awarded, provided that in the first part of the race 5 laps or more had been completed.
- d) If the first race is re-started and none of the races (original or subsequent re-starts) have completed 5 or more laps, then the race is deemed to be cancelled and no Championship points will be awarded.
- e) Race Direction may reschedule re-started races in the race programme as necessary.

For MotoGP

- a) If the re-started race is interrupted at any point before completion then it will be re-started again if possible, with the number of laps required to complete the full race distance, with a minimum of 5 laps. The number of laps required to complete full race distance is the full number of laps less the number of laps completed in previous starts. Art. 1.25.2 will apply, ie. a race of less than 3 laps will be null and void and will not count towards determining the number of laps for a re-started race. If it is not possible to re-start then the results will be determined by the previous race where the most laps were completed, and full Championship points awarded. If less than 5 laps have been completed in any race then the race is deemed to be cancelled and no Championship points will be awarded.
- b) If that further re-started race (third race) is interrupted, then the Race Direction will determine if it is practical to re-start the race and will define the number of laps to be completed, with a minimum of 5 laps. If it is not possible to re-start then the results will be determined by the previous race where the most laps were completed, and full Championship points awarded.

If less than 5 laps have been completed in any race then the race is deemed to be cancelled and no Championship points will be awarded.

- c) If the next re-started race (fourth race) is interrupted when 5 or more laps have been completed the race will be deemed to have been completed and full Championship points awarded. The race classification will be according to Art. 1.26.4.ii. e. If the race is interrupted when less than 5 laps have been completed, no further re-starts will be made. Then the results will be determined by the previous race where the most laps were completed. If less than 5 laps have been completed in any race then the race is deemed to be cancelled and no Championship points will be awarded.
- d) In all cases where results are to be determined by the previous race with the most laps completed, if the same number of laps have been completed in two or more races, the race run latest will determine the results.

1.27 Check Area

At the end of the race, or the final part of a race that has been interrupted, the first three motorcycles plus any other motorcycles specified by the Technical Director, must be removed to a check area pending inspection by the Technical Scrutineers or potential protests. Machines will normally be released from the check area 60 minutes after the finish of the race.

1.28 Championship Points and Classification

1.28.1

Riders and Constructors will compete for the FIM World Championship Grand Prix.

Teams will compete for a MotoGP Team Championship.

1.28.2

For riders, the points will be those gained in each race.

1.28.3

For Constructors, only the highest placed motorcycle of a Constructor will gain points, according to the position in the race.

1.28.4

Teams in the MotoGP class will, in principle, be comprised of two riders. The names of the teams will be composed of three elements:

1. The name of the Manufacturer of the motorcycle or engine. (Mandatory).
2. The name of the Team. (Mandatory except where the Team name is the same as the Manufacturer).
3. The name of one principal Sponsor. (Optional).

Teams will compete for a Championship. For teams with more than one rider, in each race, points scored by the best placed rider and the worst placed rider in the team, including substitutes and replacements, will count towards the Team Championship.

In the case of a Team entered in an event with more than two riders, but starting the race with one/two riders, only the best placed rider will score points counting towards the Team Championship.

Wild card riders will not score points for the Team Championship.

1.28.5

For each race, Championship points will be awarded on the following scale:

1 st	25 points
2 nd	20 points
3 rd	16 points
4 th	13 points
5 th	11 points
6 th	10 points
7 th	9 points
8 th	8 points
9 th	7 points
10 th	6 points
11 th	5 points
12 th	4 points
13 th	3 points
14 th	2 points
15 th	1 point

1.28.6

All races will count for the Championship classification.

1.28.7

In the event of a tie in the number of points, the final positions will be decided on the basis of the number of best results in the races (number of first places, number of second places etc.). In the event that there is still a tie then, the date in the Championship at which the highest place was achieved will be taken into account with precedence going to the latest result.

1.28.8

The World Champions in each category are obliged to attend an official FIM ceremony.

1.29 Instructions and Communications to Competitors

1.29.1

Instructions may be given by the Race Director and/or Clerk of the Course to Teams and/or Riders by means of special circulars in accordance with the Regulations. Circulars must be posted on the official notice board and placed in the special team mail box which will be provided by IRTA at each Event. Posting on the official notice board and placing in the team mail box will be deemed as proof of delivery.

1.29.2

All classifications and results of practice and the race, as well as all decisions issued by the officials, must be posted on the official notice board.

Posting on the official notice board will be deemed as proof of delivery and official publication.

1.29.3

Any communication from the Race Direction, the Permanent Officials, the Clerk of the Course or the FIM MotoGP Stewards Panel to a team or rider must be communicated in writing or via electronic means including but not limited to email and official Timekeeping monitors. Similarly, any communication from a team or rider to the Race Direction, the Permanent Officials, the Clerk of the Course or the FIM MotoGP Stewards Panel must also be made in writing including electronic means such as email.

1.30 Team personnel in the pit lane

For safety reasons, the following rules must be strictly respected.

1.30.1

Team personnel will not be permitted in the pit lane during practices, warm-up and race of another class unless they are making adjustments to their motorcycle.

1.30.2

The maximum number of team personnel per rider in the working area in front of the pits is limited to:

- 8 for MotoGP in free practice sessions and warm up
- 4 for MotoGP in Qualifying 1 and Qualifying 2 sessions and in case of machine changes during a race declared wet (refer to Art. 1.18.17). **These 4 team personnel will be identified by the compulsory wearing of a helmet, approved by the Technical Director.**

GP Decision of the GP Commission Valencia 2016

- 6 for Moto3 and Moto2

1.30.3

The maximum number of team personnel per rider on the signalling platform is limited to 4 for all the classes.

2. TECHNICAL REGULATIONS

2.1 Introduction

2.1.1

The Championship is for motorcycles, i.e. vehicles with two wheels that make one track propelled **only** by an internal combustion engine, controlled by one rider.

2.1.2

Providing that the following Regulations are complied with, the constructors are free to be innovative with regard to design, materials and overall construction of the motorcycle.

2.1.3

In the Technical Regulations section, the term “Organiser” refers to the Championship Organiser and/or Promoter.

2.2 Classes

The following classes will be accommodated, which will be designated by engine type:

<u>MotoGP</u> (ref. Section 2.4)	Up to 1000cc. 4-stroke only, maximum 4 cylinders, maximum cylinder bore 81 mm.
<u>Moto2</u> (ref. Section 2.5)	Moto2 Official Engine
<u>Moto3</u> (ref. Section 2.6)	Up to 250cc. 4-stroke only, single cylinder only, maximum cylinder bore 81 mm.

2.4 MotoGP Class Technical Regulations

2.4.1 Definition

Motorcycles participating in the MotoGP class must be prototypes. Those that are not entered by a member of MSMA must be approved for participation by the Grand Prix Commission.

2.4.2 Concessions

1. Various concessions in the Sporting and Technical regulations are granted to new MotoGP Class manufacturers entering the class for the first time since 2013, and to those manufacturers who have not achieved a race win in dry conditions since the 2013 season.
2. The full concessions are as follows
 - The use of 9 engines per rider per season (Art. 2.4.3.3.1.b)
 - Engines are exempt from the engine homologation regulations (Art. 2.4.3.1.4.h)
 - Teams may test with contracted riders and test riders at any time and any circuit, using the team's Test Tyre Allocation, respecting the restrictions of Art. 1.15.1.1.A.g)
3. The granting and removal of concessions is based on the accrual by the manufacturer of Concession Points during races, in dry or wet conditions, taking into account all riders using that manufacturer's machines. Concession points are cumulative from the beginning of the 2015 season.

First place = 3 concession points

Second place = 2 concession points

Third place = 1 concession point

When a manufacturer reaches 6 concession points:

- The right to test on unlimited days according to Art. 1.15.1.1.A.g) is immediately cancelled. From that point the teams are subject to the testing restrictions of Art. 1.15.1.1.A.f), ie. maximum of 5 days testing, and the manufacturer is restricted to Art. 1.15.1.1.B, ie. test riders only.

- The use of 9 engines per rider per season is cancelled from the following season. For the next season all riders using the manufacturer's machines will be subject to Art. 2.4.3.3.1.a), ie. 7 engines per rider per season.
- The exemption from the engine homologation regulations is cancelled from the following season. For the next season all engines of the manufacturer will be subject to Art. 2.4.3.1.4.

When a manufacturer has accrued no concession points during any one season, all riders using this manufacturer's machines will benefit from the full concessions from the following season.

2.4.3 Engines

2.4.3.1 Engine Description

1. Engines may operate on the reciprocating piston four stroke principle only.

The normal section of each engine cylinder and piston in plan view must be circular. Circular section cylinders & pistons are defined as having less than 5% difference in the diameter measured at any two points.

2. Engines must be normally aspirated.
3. Cubic capacity of the engine will be defined by the swept volume of the cylinder, ie. the area of the bore of the cylinder multiplied by the stroke, multiplied by the number of cylinders.

No tolerance on capacities is permitted.

Engine capacity will be measured at ambient temperature.

4. Engine Homologation is applicable to all MotoGP engines, except those from Manufacturers who qualify for Concessions (clause h), below), as follows:
 - a) A homologated MotoGP engine is one which has all parts included within the seals (Art. 2.4.3.3.2) identical in every respect to the parts included within the seals of a sample engine delivered to the MotoGP Technical Director no later than close of Technical Control of the first event (Art. 2.4.5.1.5.e)i, below) or where all the parts included within the seals are the same for all sealed engines of the same rider (Art. 2.4.3.1.5.e).ii, below). All parts not within the seals are free to be changed. Once homologated in accordance with the above, no changes may be made to the design or construction of the homologated parts for the duration of the homologation period of one full season.
 - b) Exceptions can be made for sealed parts that are solely associated with safety issues and which have no performance benefit, which may be changed during the homologation period with the unanimous consent of the MSMA MotoGP Commission. Such exceptions will be on a strictly limited basis to correct a proven problem which may have safety implications (eg. a faulty batch of parts, with supporting documentation from the parts supplier to identify the problem). Engines already sealed, including used engines can be updated in this way with the unanimous consent of the MSMA MotoGP Commission and under supervision of the MotoGP Technical Director or his staff. If a competitor intends to modify the homologated engine in this way he must provide precise details of the planned changes to the MSMA MotoGP Commission. In each case, only the approved changes may be made.
 - c) The supplier of a homologated engine and/or the team using the homologated engine must comply with the requirements as determined by Race Direction to satisfy the MotoGP Technical Director that an engine used at an Event is indeed identical to the corresponding sample engine sealed and identified by the Technical Director (Art. 2.4.3.5.1.e).i, below).

- d) If the Technical Director requests that an engine is opened for verification, the following procedures will apply:
- The checks will be carried out before the end of Technical Control at the following European event, at a time agreed between the Technical Director and the manufacturer or team involved, using one of these options:
 - I. At the end of the event where the inspection request was made.
 - II. Between events, at the European workshop of the manufacturer or team. The Technical Director or his representative will attend and oversee the inspection.
 - III. At the following European event, before the end of Technical Control.
 - Inspection checks will not be carried out at events outside of Europe, the check will be scheduled for the next European event.
 - No inspection check would be carried out until such time as the rider in question has 3 engines in allocation and available for use.
 - If an inspected engine is found to comply with the regulations, the manufacturer or team has the right to rebuild the engine with any new homologated parts they wish, and re-submit the engine for sealing. Such a rebuilt engine will be limited to 3600 km of use in total, including any use before the inspection was made.
 - If an inspected engine is found to not comply with the regulations, it will be withdrawn from allocation and not replaced. Any penalties imposed by Race Direction may be applied retrospectively to each time the non-compliant engine was used at an event.

- If an engine inspection is the result of a protest, the following conditions will apply:
 - I. All protests will first be referred to race Direction for approval to proceed. Protests may be denied approval to proceed if they are deemed by Race Direction to be frivolous or an attempt to confer advantage on the protested team.
 - II. If the protest is unfounded due to the engine being in conformity with the regulations, the party lodging the protest will be required to pay to the protested manufacturer or team, an amount of 5,000 Euros to defray freight and rebuilding expenses.
- e) Each manufacturer may homologate up to a maximum of three different engine specifications for the season. These different specifications may include specifications homologated in a previous season provided that such engines comply with the current technical regulations.

If a manufacturer loses Concessions and therefore becomes subject to engine homologation regulations for the following season, then in this first season only, the maximum number of specifications allowed depends on the number of teams supplied:

- Factory team + up to 2 Satellite teams = 3 specifications
- Factory team + 3 satellite teams = 4 specifications
- Factory team + 4 Satellite teams = 5 specifications

Each manufacturer must nominate one team as it's Factory Team and each rider in that team must use the same homologated engine specification.

Each rider must nominate, before the first event of the season, one specification of homologated engine to be used exclusively for the season. In teams other than the nominated Factory Team it is permitted that this specification may be different for each rider.

- f) For engine specification verification, manufacturers may choose between two options:
- I. give one sample engine per specification, to be sealed as per Art. 2.4.3.3.2. prior to the close of Technical Control of the first event of the season. All the parts in this engine that are multiple examples of the same part, eg. piston, conrod, valve, etc. can be fitted in this sample engine using just one piece, eg. one piston, one conrod, etc. All the parts in this engine can be used parts, or
 - II. seal all engines available for a rider for the season before the first day of the first event. All such engines should be prepared ready for the seals required under Art. 2.4.3.3.2 to be fitted, and will be sealed by the Technical Director or his staff before the first practice session of the first Event of the season. All engines for the rider must be the same specification, and by choosing this option it is not necessary give a sample engine prior to the close of Technical Control of the first event. However, the first engine from each rider which is declared end-of-life and withdrawn from allocation by the team will be kept sealed and held as the sample engine to be used in any engine inspections.
- if a sample engine is presented for sealing in Option I. above, then any different specification engines may be represented by parts only. Only the parts that are different from the initial sample engine are required to be presented, in a container suitable for security sealing.
- g) The above homologation procedure applies to all engines used by the rider, including any extra engines taken, above the allocated number of engines (Art. 2.4.3.3.4).
- h) The engines from a Manufacturer who qualifies for concessions, according to Art. 2.4.2, are exempt from these engine homologation regulations. The period of the exemption is defined according to Art. 2.4.2.3.

2.4.3.3 Engine Durability

MotoGP Class

1. The number of engines available for use by each permanent contracted rider is limited to 7 for all of the scheduled races of a season of up to 20 races. The limit applies to all practice sessions and races at GP events, engines used for testing outside of GP events are not controlled. The following terms and exceptions will apply:
 - a) Contracted riders using machines from a Manufacturer who qualifies for concessions, according to Art. 2.4.2, will be limited to 9 engines for all of the scheduled races of a season of up to 20 races. The period of the concession is defined according to Art. 2.4.2.3.
 - b) Should a rider be replaced for any reason, the replacement rider will be deemed to be the original rider for purposes of engine allocation.
 - c) Each Wild Card entry is allowed 3 engines for their exclusive use during each event.
2. The engines available for the exclusive use of each rider must be marked and sealed by the Technical Director or staff prior to first use. It is the Team's obligation to register any new engine with the Technical Director prior to use. Once registered and used for the first time, engines may not be swapped between riders, even within the same team. A new engine is deemed to be used when the motorcycle with that engine crosses the transponder timing point at the pit lane exit.
3. The engines will be sealed (e.g. by means of wiring and identification tabs, stickers, etc) so that:
 - a) the timing system is not accessible (e.g. the head cover must be wired to the cylinder head),
 - b) the timing driving system is not accessible (e.g. the gear train/chain cover is wired so that it cannot be removed),
 - c) the cylinder head and the cylinders block (if any) cannot be removed from the engine (e.g. the cylinder head is wired to the cylinders block and the cylinders block is wired to the engine crankcase),
 - d) the crankcase cannot be opened (e.g. the crankcase halves are wired together).

All the parts that are accessible without removing the sealing wiring can be replaced. Breaking or removing the seal or wiring without supervision by the Technical Director or staff will be deemed to be “engine rebuilding” and engines with broken, tampered with or missing security seals will be treated as a new engine in the allocation.

4. Should a competitor, for any reason (e.g. mechanical failure, crash damage, etc.) require the use of another engine above their allocation, the Technical Director must be informed before the new engine is used, and Race Direction will apply the appropriate penalty according to the Sporting Regulations (Art. 1.21.20).

The damaged engine will be removed from the allocation and if it is used again, it will be treated as a new engine with the appropriate penalty.

5. There is no limit to the number of times a sealed, allocated engine can be fitted to and used in a motorcycle, provided the security seal is not broken or removed. Replacing an engine with another sealed engine (new or used) from the rider’s allocation is allowed with no penalty.

2.4.3.5 Electronics

1. GPS

In the MotoGP class, satellite Global Positioning Systems (GPS and similar) are not permitted, except those GPS units supplied by the Organisers and used for their media and promotional purposes. No GPS or similar system may be connected (wired or wireless) to any part of the machine, other than as directed by the Championship Organiser (hereinafter “Organiser”). Specifically it is prohibited to control any aspect of engine or motorcycle performance using the GPS signal. The Organisers may supply the GPS data to each team only after practice (or race) data download.

2. Tyre Sensors

Tyre Air Pressure Sensors (TAPS) to monitor and log tyre pressure and temperature are mandatory in the MotoGP Class with the following conditions:

- **All wheels (front and rear) fitted with tyres must have TAPS fitted and the data logged at all times the wheels are on the motorcycle.**

- The Technical Director and staff, and the Official Tyre Supplier staff may check the pressure and temperature of a tyre at any time.
- Such measurement will normally be taken using a hand-held RF receiver so only tyre data is taken. In exceptional circumstances (eg. following an incident or safety concern) the Technical Director may request the logged tyre data from the ECU/datalogger, and teams must comply with such requests.
- The TAPS devices must be of a type approved by the Technical Director. Sensors currently listed on a Manufacturer's sensor homologation form will be allowed until the end of 2017, and information on sensors allowed for 2018 will be published prior to that date.
- Teams using TAPS devices with a locked signal must provide the access codes/addresses of all sensors to the Technical Director.
- The Technical Director may remove and send for analysis any TAPS device that he suspects is not sending accurate information.
- It is mandatory for each sensor identification code (ID) to be sent via the approved CAN protocol to the ECU, which will in turn forward this ID data to the timekeeping transponder (X2) by CAN packet 0x0CC. Refer to the official ECU supplier communications or the Technical Director for full details.

3. ECU

a) Hardware

- i) The exclusive use of the official MotoGP Electronic Control Unit (ECU), as supplied by the Organiser, with no modifications or additions, is mandatory for all machines.

Only this specific type of official MotoGP ECU may be used, and any ECU used on a MotoGP machine at a GP event must be registered with the Technical Director.

- ii) The connection of any devices to/from this ECU must follow the diagram "MotoGP ECU Connections". Refer to the **Appendix, MotoGP: Fig.2**

- iii) The use of any additional device or module to modify the signals sent from the ECU to the actuators is forbidden. All engine management systems including injectors, bypass systems, variable intake systems, ignition, valves (including timing system and exhaust) must be operated exclusively by the original and unmodified ECU signal.

The use of “power modules”* is allowed, where the logic signal comes unmodified from the ECU, and the electric power may come from another source.

* A power module is defined as a module that has only:

- an electric power input
- an input from a MotoGP ECU
- a power output to an actuator

b) Software

- i) The use of the Official MotoGP ECU software for engine and chassis control is mandatory for all machines, and no other engine and chassis control software strategies may be used on the machine at race events. **Furthermore it is not permitted to override in any way the Official MotoGP ECU software strategies outputs, regardless of whether this may be achieved without altering the ECU outputs to the actuators (eg. overriding tools designed for dyno calibration purposes are not permitted to be used on track).**

Only currently-approved versions of the Official MotoGP software are permitted to be used on MotoGP machines at race events.

- ii) If a change to the official software is requested unanimously by the **MSMA MotoGP manufacturers permanently entered in the Championship**, then the Organisers must adopt this modification, with the costs of such modification being the responsibility of these manufacturers.
- iii) Any changes to the official software strategies requested by the Organisers must be approved unanimously by the **MSMA MotoGP manufacturers permanently entered in the Championship** before they may be implemented. Approval is not required for normal maintenance and bug-fixing which does not change the software strategies.

- iv) Software (SW) version checking. The Technical Director may check the official SW version used on any MotoGP machines at any official MotoGP race event.

To achieve this, an approved ECU connector is compulsory (refer to the Appendix, **MotoGP: Fig.1**). If this is a separate item and not permanently fixed to the machine, 3 examples of the cable per manufacturer must be delivered to the Technical Director prior to the close of technical control at the first race of the season.

Such checking will normally be made after timed practice/qualifying sessions and races, with the following procedure:

- The Technical Director will designate which machines are to be checked, and checking will be carried out in Parc Ferme. No team personnel may access the machine prior to checking without consent of the Technical Director.
- Only the Technical Director or his/her appointed Deputy is permitted to make a connection to the ECU and only using the approved Personal Computer (PC)*, running the Official Supplier's SW check tool to verify the SW version. A staff member from the Official supplier and a staff member of the team may be present for the checking.
- The machine will be returned to the team only with the consent of the Technical Director.

If, due to force majeure, the Technical Director is unable to attend to carry out SW checks, he/she may appoint a Deputy for this purpose. The Deputy must be a member of the Technical Director's full-time staff and cannot be an employee of the Official software supplier.

* approved PC must be secure, with the following conditions:

- PC will always be the same, any change of equipment must first be informed to the MSMA
- PC will be password-protected and have the hard drive encrypted by Bitlocker®

- PC will have the access ports locked, including USB, SD, CD, and Wireless LAN disabled (NB. the Ethernet port is required for communication with the ECU, so the IP and Netmask of the ECU will be the same for all, as specified by the Official Supplier).
 - PC must always be in the possession and control of the Technical Director and not used by any other person without his consent. Specifically it is prohibited for the Official Supplier staff to have access to this PC other than to load the Official Supplier's SW check tool.
 - PC will have the minimum required operating system to run the Official Supplier's SW check tool, and may only be used for this purpose (specifically it may not be used for Internet browsing)
- v) **All calibration parameters of the Official MotoGP ECU Software must remain fixed while the machine is running on track at MotoGP events. Calibration parameters may be changed by the team during track sessions only when the machine is stationary in the pit lane, pit box or paddock, or when out of track sessions (eg. on the grid before the race).**

It is permitted to switch between different fixed sets of parameters while the machine is moving (ie. maps switching), but this can only be done by the rider's manual input.

The Technical Director may check that no calibration parameters have been changed while any machine has been running on track. In order to do so, the team may be required to deliver to the Official ECU Supplier the datalogs of certain specified channels (Checking Channels) according to clause 2.4.3.5.3. e) below.

An updated Checking Channels list will be supplied by the Official ECU Supplier at the same time as the release of any new Official MotoGP ECU Software version.

c) Sensors

All sensors and acquisition devices on MotoGP machines must be homologated as follows:

- For each season the motorcycle manufacturer must submit a homologation request to the Technical Director on the official form, detailing the sensor description / function, and the following:
 - I. For commercially available sensors from third party suppliers: the required information is the supplier's sensor identification code. Such sensors are homologated as delivered from the supplier, but wiring and connector(s) may be changed or modified.
 - II. For proprietary sensors made by the motorcycle manufacturer: the required information is the sensor identification code, price, and availability/lead-time. Such sensors are homologated as produced by the manufacturer, but wiring and connector(s) may be changed/modified. Homologation is subject to the price and availability of such sensors being reasonable and in line with similar technologies in the market, at the sole discretion of the Technical Director.
- The deadline to submit homologation requests is 7 days after the conclusion of the third official pre-season test (ie. **24 February 2017**).
- The motorcycle manufacturer may request to add sensors to the list during the season by submitting an updated homologation form to the Technical Director. Sensors already homologated may not be removed from the list during the season.
- Homologation will be valid for one season, and changes to a sensor specification during the season will only be permitted in exceptional circumstances (eg. to rectify a safety issue) and upon unanimous request by the MSMA to the Technical Director.
- The list of homologated sensors will be published by the FIM.

- The relevant manufacturer must undertake to supply such homologated sensors to all teams under the same price and lead-time conditions, if requested.
- The following exceptions to homologation will apply:
 - I. Sensors included in the list of Free Devices (see below).
 - II. Non-homologated sensors are permitted for testing and for **the Free Practice 4 and Warm Up** sessions at events. Only homologated sensors may be used **at all other times during a Grand Prix event**.
 - III. Each manufacturer may nominate one Additional Sensor which may or may not be available to all MotoGP teams. This nominated sensor is permitted during all sessions including Qualifying and Race, but it may only be used for datalogging. It cannot be used as an input to any sensor or device other than the datalogger, and must not have any effect on the ECU control strategies. The connection to the wiring harness must be identifiable by the Technical Director by means of the wiring connection from the sensor being yellow in colour (minimum 50mm length of yellow colour). If the sensor is connected directly to a CAN converter the connection wiring between the sensor and the CAN must be entirely yellow in colour. The deadline to submit the details of this additional sensor to the Technical Director is the same as for homologated sensors, using the same homologation form.

d) Free Devices

- i) Apart from homologated sensors, there is a list of Free Devices permitted:
 - All actuators, such as fuel injectors, ignition coils, electric motors, actuation coils, fuel pumps, coolant pumps, engine lubricant pumps.
 - Alternator and related regulator/powerbox.
 - Dashboard and message display devices.

- Inertial Platforms (up to 2 IPs are permitted, with the CAN protocol homologated by the Organiser).
 - Wiring Harness.
 - Any device specifically allowed by the Organiser.
- ii) If a proprietary CAN device is allowed by the organiser (eg. calibration tool, external datalogger), all CAN protocols will be homologated by the Organiser. Any costs incurred by the manufacturer or official ECU supplier in enabling such communication and implementation, and any performance risks associated with such devices, will be borne by the manufacturer.
- iii) Free Devices are free from homologation, but are subject to disclosure and checking by another manufacturer as follows:
- A manufacturer (“checker”) may request to check a free device from a specific machine of another manufacturer (“owner”). The device will be removed by the Technical Director after the event and given to the checker.
 - The checker has 7 days to check the device, and a representative from the owner is entitled to be present during such checking if requested by the owner.
 - The details of the checking process and the results of the checking will be reported to the MSMA MotoGP members, and if necessary to the Technical Director.
 - If necessary, a checker may be required to refund the owner for any component damage or loss.
 - No manufacturer will be required to undergo more than 5 device checks per season, whether the same component or different components are involved (the wiring harness is considered to be a single component).
- e) **Datalogging**
- Checking of data acquisition channels may be requested by the Organiser, according to the conditions specified in a separate agreement between the Manufacturers and the Organisers.**

4. Wild Cards

Wild Card entries using machines from an MSMA manufacturer currently entered in the MotoGP class are subject to all technical regulations including ECU hardware and software, sensor homologation (Art. 2.4.3.5.3.c) and free device checking (Art. 2.4.3.5.d.iii).

Wild Card entries using machines from a manufacturer not currently entered in the MotoGP class are not subject to the regulations covering ECU hardware and software, dataloggers, sensors and free devices.

2.4.3.6 Fuel System

MotoGP Class fuel system

1. In the MotoGP class the maximum permitted relative fuel pressure is 10 Bar, at a re-circulated flow rate of 50 litres/hour.

a) It is mandatory to use an official approved fuel pressure regulator, as specified by the Technical Director. This official regulator must be fitted downstream of the fuel pump, such that the maximum fuel pressure available to the injectors is never more than 10 Bar.

The official regulator manufacturer may supply regulators set at any lower pressure and/or any higher flow rate, as requested by MotoGP teams, provided these regulators are not capable of delivering more than 10 Bar at 50 litres/hour.

b) Additional regulators may be used in conjunction with the official regulator to further reduce and control fuel pressure, but no device or strategy capable of increasing fuel pressure at the injectors above 10 Bar may be used anywhere in the system.

c) The approved fuel pressure regulator will be sealed, marked and certified by the regulator manufacturer, and may be inspected and/or removed for testing at any time by the Technical Director.

d) Teams must supply a schematic diagram of their fuel system including the location of the fuel pressure regulator when requested by the Technical Director

e) In measuring the fuel pressure and flow rate delivered by the regulator, the tolerance as specified by the official approved regulator manufacturer will be taken into account.

2.4.3.7 Exhaust

1. The outlet of the exhaust must not extend behind a line drawn vertically through the edge of the rear tyre.
2. For safety reasons the exposed edge of the exhaust pipe outlet must be rounded to avoid any sharp edges.
3. Variable length exhaust systems are not permitted.
4. Exhaust Gas Recirculation (EGR) systems are not permitted.

2.4.3.8 Control Systems

1. The use of hydraulic and/or pneumatic pressurized powered systems is not allowed, with the exception of cylinder inlet/exhaust valve springs in the MotoGP class. All hydraulic systems on the motorcycle must be powered only by the rider's manual inputs with the following clarifications:
 - Normal hydraulic hand/foot controls such as master/slave cylinders for brakes/clutch are allowed.
 - Pneumatic engine valve closing systems are allowed in the MotoGP class only.
 - Oil/water pumps for engine lubricating/cooling are allowed.
 - The use of engine lubricating oil for any purpose other than lubrication and cooling (such as powered hydraulic systems) is not allowed.
2. Variable valve timing and variable valve lift systems, driven by hydraulic and/or electric/electronic systems are not permitted.

2.4.3.9 Transmission

1. A maximum of six gear ratios is permitted.
 - a) In the MotoGP class the total number of gearbox ratios (pairs of gears) permitted is 24, plus 4 different overall ratios for the primary drive, for each season.
 - b) Teams will be required to declare all the gearbox ratios chosen for each gearbox speed before the first race of the season, and only these declared ratios may be used during the entire season. Any ratios not declared before the first race of the season may not be used during that season.

2. Twin clutch transmission systems (DSG) are not permitted.
3. Continuously Variable Transmission systems (CVT) are not permitted.
4. Automatic transmission systems are not permitted. Manual transmissions with gearshifts assisted by quick-shifter systems are permitted.

2.4.3.10 Materials

- NB. “X-based alloy” or “X materials” here means the element X (e.g. Fe, for ferrous or iron-based alloy) must be the most abundant element in the alloy, on a % w/w basis.
1. The use of titanium in the construction of the frame, the front forks, the handle-bars, the swinging arm spindles, and the wheel spindles is forbidden. For wheel spindles, the use of light alloys is also forbidden.
 2. The basic structure of the crankshaft and camshafts must be made from ferrous materials, steel or cast iron. Inserts of a different material are allowed in the crankshaft for the sole purpose of balancing.
 3. Pistons, cylinder heads and cylinder blocks may not be composite structures which use carbon or aramid fibre reinforcing materials.
 4. Brake calipers must be made from aluminium materials with a modulus of elasticity no greater than 80 Gpa.
 5. No parts of the motorcycle or engine may be made from metallic materials which have a specific modulus of elasticity greater than 50 Gpa/(g/cm³).
 6. The use of MMC (Metal Matrix Composite) and FRM (Fibre Reinforced Metal) materials is forbidden.
 7. In the MotoGP class, hollow structure connecting rods are not permitted. Oil galleries of less than 2 mm diameter in the connecting rod are permitted.

2.4.4 Chassis

2.4.4.1 Weights

1. The following are the minimum weights permitted:

MotoGP	up to 800cc	motorcycle	150 kg
	801 - 1000cc	motorcycle	157 kg

2. Ballast may be added to achieve the minimum weights.
3. Weight may be checked at the initial technical control, but the main control of weight will be made at the end of practice sessions or at the end of the race. The weight of the motorcycle will be that measured in the form that the motorcycle participated, with fuel tank on and including normal levels of oil and water, and all additional equipment attached to the motorcycle, for example timekeeping transponders, camera equipment, electronic datalogging equipment etc.

2.4.4.2 Safety and Construction criteria

Note: Please also refer to the Appendix, **General: Fig.1, Fig.2, Fig.3.**

1. Chassis Design and Construction

The chassis must be a prototype, the design and construction of which is free within the constraints of the FIM Grand Prix Technical Regulations. The main frame, swingarm, fuel tank, seat and fairing/bodywork from a non-prototype (ie. series production road-homologated) motorcycle may not be used.

2. Throttle Twist grips

Throttle twist grips must close automatically when released.

3. Steering

- a) Handlebars must have a width of not less than 450 mm and their ends must be solid or rubber covered. The width of the handlebar is defined as the width measured between the outside of the handlebar grips or throttle twist grips.
- b) There must be at least 15 degrees of movement of the steering each side of the centre line.
- c) Stops must be fitted to ensure a clearance of at least 30 mm between the handlebar and the fuel tank frame and/or bodywork when at the extremes of steering lock.

4. Footrests

Footrests must have rounded ends with a minimum solid spherical radius of 8 mm.

5. Handlebar Levers

Levers must not be longer than 200 mm measured from the pivot point.

6. Clearances

a) The motorcycle, unloaded, must be capable of being leaned at an angle of 50 degrees from the vertical without touching the ground, other than with the tyre.

b) There must be a clearance of at least 15 mm around the circumference of the tyre at all positions of the motorcycle suspension and all positions of the rear wheel adjustment.

7. Breather Pipes

Any breather pipe from the engine or gearbox must discharge into the airbox and/or a suitable container.

8. Chain Guards

A guard must be fitted in such a way as to prevent trapping between the lower drive chain run and the final drive sprocket at the rear wheel.

9. Engine Covers

Lateral engine covers containing oil and which could be in contact with the ground during a crash, should be protected by a second cover made from composite materials, e.g. nylon, carbon or Kevlar®. Plates and/or bars from aluminium or steel are also permitted. All these devices must be designed to be resistant against sudden shocks and abrasion and must be fixed properly and securely.

Such protection is mandatory for non-prototype engines in the MotoGP class, and as directed by the Technical Director.

10. Timing Transponders

- a) All machines must have a correctly-positioned timekeeping transponder, of the correct type for the class entered. The transponder must be supplied or approved by the official Timekeeper and fixed to the motorcycle in the position advised by Timekeeping and approved by the Technical Director.
- b) The transponder must be supplied with power at all times the machine is in pit lane or on the track, including when the engine is switched off by the rider.
- c) The X2 transponder must be mounted at the front of the motorcycle under the radiator to optimize performance and cooling, with a tolerance of 10 cm backwards toward the rear of the motorcycle. The fairing must incorporate a Kevlar window under the Transponder with the following dimensions:

covering the entire profile of the transponder plus 6 cm at the front and 6 cm at the rear, and plus 3 cm on each side. The transponder and Kevlar window must not be covered with metallic tape or other material which inhibits transponder function.
- d) Transponders must be fully functional on the motorcycle as required by the Organiser, including wiring, power supply, and inputs / outputs for data or signals purposes. Where signals are required to be displayed on the motorcycle, the display device (eg. dashboard) must be compatible and fully functional for this purpose, as approved by the Technical Director. Refer to the Appendix, **General: Fig.7** for the current list of signals required to be displayed.

11. Onboard Cameras

Where the Organiser has required a team to carry onboard camera(s) under Art. 1.21.13, such cameras and associated equipment must be carried during all practice sessions and the race, or as requested by the Organiser.

Cameras and other equipment will be supplied to the designated Teams no later than 10h00 on the day preceding the first day of practice at an event.

Teams must give reasonable access and assistance to the company designated for the supply of the camera equipment to facilitate the mounting of the equipment.

All onboard camera equipment must be fitted to the machine following the mounting instructions and only in the location(s) specified by the Organiser. Such fitting details will be communicated to the manufacturers and teams before July of the previous season.

12. Safety Lights

All motorcycles must have a functioning red light mounted at the rear of the machine to be used in rain or low visibility conditions as instructed by Race Direction. The team must ensure that the light is switched on whenever a rain tyre is fitted on the motorcycle.

Lights must comply with the following:

- a) lighting direction must be parallel to the machine centre line (motorcycle running direction), and clearly visible from the rear at least 15 degrees to both left and right sides of the machine centre line.
- b) mounted on the seat/rear bodywork approximately on the machine centre line, in a position approved by the Technical Director. In case of dispute over the mounting position or visibility, the decision of the Technical Director will be final.
- c) power output/luminosity equivalent to approximately: 10 - 15W (incandescent) 0.6 - 1.8 W (LED).
- d) safety light power supply may be separated from the motorcycle main wiring and battery.

2.4.4.3 Brakes

1. Motorcycles must have a minimum of one brake on each wheel that is independently operated.
2. In the MotoGP class, carbon brake discs must be one of the permitted sizes for outside diameter, that is: 320 mm and 340 mm.

At certain circuits, for safety reasons, the use of 340 mm carbon brake discs is mandatory for the race. The circuit(s) currently listed for mandatory 340 mm brake disc use are:

- I. Motegi (Japan)

3. In all classes, the proportion of ceramic composite materials in brake discs must not exceed 2% by mass.

Ceramic materials are defined as inorganic, non metallic solids (e.g. Al₂O₃, SiC, B₄C, Ti₅Si₃, SiO₂, Si₃N₄).

4. Motorcycles must be equipped with brake lever protection, intended to protect the handlebar brake lever(s) from being accidentally activated in case of collision with another machine. Acceptable protection includes the fairing extending sufficiently to cover the brake lever, as viewed from the front.

Such devices must be strong enough to function effectively and designed so that there is no risk for the rider to be injured or trapped by it, and it must not be considered a dangerous fitting (at the sole discretion of the Technical Director).

In case the brake lever protection is attached to any part of the braking system (e.g. brake master cylinder), then the brake system manufacturer must officially confirm in writing to the Technical Director that the device does not interfere with the proper brake operation.

5. Anti-lock Brake Systems (ABS) are not permitted. Braking inputs must be powered and controlled solely by the rider's manual inputs. Conventional hydraulic hand/foot controls such as master/slave cylinders for brake systems are allowed (refer also to Art. 2.4.3.8 Control Systems) but no increase or control of brake pressure by electronic or mechanical systems apart from the rider's direct manual inputs are allowed. Specifically, brake systems designed to prevent the wheel from locking when the rider applies the brake are forbidden.
6. In the MotoGP class the brake suppliers commit to sell to their customer teams a front brake "MotoGP Season Package" for a price of no more than 70,000 Euros per rider (excluding VAT, excluding freight).

The package is intended to cover the basic minimum dry weather front wheel braking needs for one rider for one MotoGP season, and will consist of:

- 3 left-hand + 3 right-hand calipers, (following the materials restrictions in clause d. below)
- 3 master cylinders
- 10 carbon discs *
- 28 carbon pads *

* In the case of carbon discs where certain sizes are mandated by the regulations, at least one set of each mandated size plus sufficient brake pads for that size must be included.

a) Each brake supplier must deliver to the Organiser a list of the items available in their package, with individual prices and identification notes.

- Prices must comply with a “reasonable market value” standard, as determined by the Organiser.
- Identification notes must be as requested and approved by the Technical Director to enable him to identify permitted components (eg. drawings and/or a table of parts markings showing the main dimensions, weight and and features corresponding to each marked part). Such identification notes will be strictly confidential, for use of the Technical Director and not published.
- The deadline for submission of this information is 7 days after the conclusion of the third official MotoGP test of the season (ie. **24 February 2017**).

b) Different versions of the same part may be listed for the teams to choose from. All versions must be shown on the parts package list, including but not limited to the examples below:

- different specification master cylinders
- different compound carbon disc material
- different disc carriers for mounting to various wheel/motorcycle brands

Note that some “fitting” items may be changed in shape and specification without the versions being noted separately in the parts package list. These items include:

- different master cylinder brake levers, for rider preference
 - different brake pad retaining devices, for different pad shapes
- c) Teams are permitted to purchase extra quantities than those defined in the package, but only items in the brake supplier’s original list may be used on a MotoGP machine (eg. if two master cylinders are in the list, teams may purchase one or both in unlimited quantities, but may not use a third different specification that is not in the list).
- d) The construction materials allowed for the main body of each component are:
- Calipers, Master Cylinders, Disc Mounting Hubs - Al2024, Al7075, Al6082, Al2618, Al6061 (Specifically Al-Li material is forbidden).
 - Brake Disc Rotors - Ferrous or Carbon (refer to Art. 2.4.4.3.4).
 - Brake Pads for Carbon Discs - Carbon.
 - Brake Pads for Ferrous Discs - no restriction.
- e) The parts list may not be updated during the season, other than with the express consent of the Technical Director (eg. to alleviate a safety problem).
- f) Evolution and updates are permitted from one season to the next, with the following limitations:
- Construction materials must comply with the Allowed Materials list (Art. 2.4.4.3.6. d, above).
 - Individual component prices and the total package price must not increase for 3 years (ie. for the 2015, 2016 and 2017 seasons), after which time the suppliers may submit a new price list to the Organiser for approval.

2.4.4.4 Suspension and Dampers

Electric/electronic controlled suspension, ride height and steering damper systems are not allowed. Adjustments to the suspension and steering damper systems may only be made by manual human inputs and mechanical/hydraulic adjusters.

2.4.4.5 Fuel Tanks

1. Fuel caps must be leak proof and have a positive closing device.
2. Fuel tank breather pipes must include a non-return valve. Fuel tank breather pipes must discharge into a suitable container, one per motorcycle with a minimum capacity of 200cc and a maximum capacity of 250cc.
3. Fuel tanks of all construction types must be filled with fire retardant material or be lined with a fuel cell bladder.

In all classes, fuel tanks made of non-metallic composite materials (carbon fibre, aramid fibre, glass fibre, etc.) must be fitted with a fuel cell bladder, or have passed the appropriate FIM test standards for composite material fuel tanks as described in the FIM Fuel Tank Test Procedure for fuel tank homologation.

Such composite fuel tanks without a fuel cell bladder must bear a label certifying conformity with FIM Fuel Tank Test Standards. Such labels must include the fuel tank manufacturer's name, date of tank manufacture, and name of testing laboratory.

Each manufacturer is requested to inform the FIM/CCR Secretariat of its fuel tank model(s) which have passed the FIM test standards, together with a copy of the fuel tank label.

Full details of the FIM Fuel Tank Test Standards and Procedures are available from the FIM. (<http://www.fim-live.com/en/library/>)

Fuel cell bladders must conform to or exceed the specification FIM/FCB-2005. Full details of this standard are available from the FIM.

4. Except for the case that a fuel tank is fixed on the chassis with bolts, all fuel lines from the fuel tank to the engine/injector system must have a self sealing breakaway valve. This valve must separate at less than 50% of the load required to break any part of the fuel line or fitting or to pull it out of the fuel tank.

5. Fuel tank capacity.

- The fuel tank capacity limit in the MotoGP Class is a maximum of 22 litres.
 - In defining fuel tank capacity all containers of the motorcycle capable of supplying fuel to the carburettors/injectors may be taken into account.
6. Refuelling may only be carried out from an unpressurised container, and the motorcycle fuel tank may not be artificially pressurised above atmospheric pressure at any time. It is allowed to vent the fuel tank to the atmosphere via the airbox in order to equalise pressure in the airbox and fuel tank.

2.4.4.7 Bodywork

Refer to the Appendix, General: Fig.1, Fig.2, Fig.3, Fig.4, Fig.5

1. The windscreen edge and the edges of all other exposed parts of the streamlining must be rounded.

2. The maximum width of bodywork must not exceed 600 mm.

The width of the seat or anything to its rear shall not be more than 450 mm (exhaust pipes excepted).

The width of the windscreen must not exceed 300 mm (measured in a straight line).

The length of the windscreen must not exceed 370 mm (measured along the windscreen surface).

3. Bodywork must not extend more than 150 mm beyond a line drawn vertically from the centre of the front wheel spindle and a line drawn vertically at the rearward edge of the rear tyre. The suspension should be fully extended when the measurement is taken.

4. When viewed from the side, it must be possible to see:

- a) At least 180 degrees of the rear wheel rim.
- b) The whole of the front rim, other than the part obscured by the mudguard, forks, brake parts or removable air-intake.
- c) The rider, seated in a normal position with the exception of the forearms.

Notes: No transparent material may be used to circumvent the above rules. Covers for brake parts or wheels are not considered to be bodywork obstructing the view of wheel rims in regard to the above rules.

5. No part of the motorcycle may be behind a line drawn vertically at the edge of the rear tyre.
6. The seat unit shall have a maximum height of the (approximately) vertical section behind the rider's seating position of 150 mm. The measurement will be taken at a 90° angle to the upper surface of the flat base at the rider's seating position, excluding any seat pad or covering. Any on-board camera/antenna mounted on the seat unit is not included in this measurement.
7. Mudguards are not compulsory. When fitted, front mudguards must not extend:
 - a) In front of a line drawn upwards and forwards at 45 degrees from a horizontal line through the front wheel spindle.
 - b) Below a line drawn horizontally and to the rear of the front wheel spindle.

The mudguard mounts/brackets and fork-leg covers, close to the suspension leg and wheel spindle, and brake disc covers are not considered part of the mudguard.

8. **Devices or shapes protruding from the fairing or bodywork and not integrated in the body streamlining (eg. wings, fins, bulges, etc.) that may provide an aerodynamic effect (eg. providing downforce, disrupting aerodynamic wake, etc.) are not allowed.**

The Technical Director will be the sole judge of whether a device or fairing design falls into the above definition.

Moving aerodynamic devices are prohibited.

9. The lower fairing has to be constructed to hold, in case of an engine breakdown, at least half of the total oil and engine coolant capacity used in the engine (minimum 5 litres for MotoGP). This measurement should be taken with the fairing fitted to the motorcycle, whilst both wheels are on the ground and the motorcycle is upright at 90° to the horizontal.

The lower fairing should incorporate a maximum of two holes of 25 mm. These holes must remain closed in dry conditions and must be only opened in wet race conditions, as declared by the Race Director.

10. MotoGP Aero Body Homologation

The MotoGP Aero Body is defined as the portion of the motorcycle bodywork that is directly impacted by the airflow while the motorcycle is moving forward, and is not in the wake (ie. aerodynamic “shadow”) of the rider’s body or any other motorcycle body parts. Therefore the Aero Body consists of the two separate components Front Fairing and Front Fender (Mudguard), as per the diagrams the Appendix, General: Fig.4, Fig.5.

Only the external shape, excluding the windscreen, is defined in this regulation, so the following parts are not considered as part of the Aero Body: windscreen, cooling ducts, fairing supports, and any other parts inside the external profile of the bodywork.

- a) The Aero Body is homologated and samples or detailed drawings (to the satisfaction of the Technical Director) must be delivered to the Technical Director prior to the close of technical control at the first event of the season.
- b) Homologation is on a “per-rider” basis, so different riders with the same motorcycle manufacturer may have different Aero Bodies.
- c) One update per component (ie. the 2 components are Front Fairing and Front Fender) is allowed at any time during the season, for each rider. Samples or drawings of the updated items must be delivered to the Technical Director prior to the updated items being used on track. The update may consist of using a previously-homologated Aero Body component from the same manufacturer. Both the updated and the original Aero Body may be used (ie. each rider may have a maximum of 2 Aero Bodies available), but each Aero Body component is a separate homologation and parts may not be interchanged between them. The 2 components of the Aero Body may be mixed, eg. the initial Front Fairing may be used on the motorcycle together with either the initial or the updated Front Fender (and vice versa).

- d) Each homologated Aero Body component (Front Fairing and Front Fender) may consist of different parts, all of which must be able to fit together on the motorcycle. The parts of each component are considered together as a “kit” and different options of the same part are not allowed. It is allowed that some parts of a homologated Aero Body component may not be mounted on the motorcycle (eg. hand guards used in wet weather only).
- e) Material may be removed (eg. trimming, drilling of holes, etc.) from Aero Body parts without affecting the homologation, but material may not be added.
- f) As a one-off exemption from clause c. it is allowed to homologate one 2016 Aero Body to be used in the 2017 season only. Therefore a rider may start the 2017 season using both the 2016 and the initial 2017 Aero Body. Such 2016 components must be identified and homologated by the Technical Director prior to the end of the last event of the 2016 season.

If and when a rider takes a 2017 season Aero Body component update according to clause c. either the 2016 or the initial 2017 Aero Body component must be removed from that rider’s options, so that only 2 options are available per rider at any time.

This one-off exemption will not apply at the end of the 2017 season, so for the 2018 season only the initial 2018 Aero Body and the one in-season update (if taken) will be available to each rider.

- g) Manufacturers in their first season of participation in the MotoGP class are permitted to make an unlimited number of updates to Aero Body components as described in clause c., provided each Aero Body design complies with the rest of these regulations.

2.4.4.8 Wheel Rims

1. Permitted wheel rim sizes are as follows:

	<u>Front</u>	<u>Rear</u>
MotoGP	4.00" max. width 17" diameter only	6.25" max. width 17" diameter only

In the MotoGP class, each manufacturer is restricted to two different widths of front wheel rim, and one width of rear wheel rim, within the maximum widths noted above. All MotoGP wheel rims must be 17" (17 inches) diameter.

Each MotoGP manufacturer must notify the Technical Director of their selected wheel sizes no later than the close of technical control at the first race of each season.

2. In all classes, composite construction wheels (including carbon fibre reinforced, glass fibre reinforced, and similar) are not permitted. The permitted materials for wheel construction are magnesium and aluminium alloys.
3. All wheels must conform to the standards published in the document "FIM Wheels Standard Grand Prix 2015", and be certified by the wheel manufacturer.

(refer to <http://www.fim-live.com/en/library/> Motorcycle Parts Testing Standards)

The following procedures will apply:

- A sample wheel of each different design or model must pass all the tests described in the FIM standards document.
- Every wheel of this design or model must be identified with the model code and a unique serial number, by a permanent marking, which must be visible with the tyre fitted.
- Each individual design or model that has passed the standards tests will be certified by an official document issued by the wheel manufacturer stating that the wheel conforms to the homologation standard: FIM Wheels Standard Grand Prix 2015.

- A copy of this compliance certificate must be sent to the MotoGP Technical Director (Danny Aldridge danny@irta.org.uk) and to the FIM International Technical Commission (CTI) coordinators (Charles Hennekam charles.hennekam@fim.ch or Erica Manfredi erica.manfredi@fim.ch). A copy of this certificate must also be provided to customers together with homologated wheels purchased.

2.4.4.9 Tyre restrictions

1. In all classes, only tyres from the Official appointed tyre supplier for each class may be used in a Grand Prix event, including official tests.

The Official tyre supplier will provide sufficient tyres for all riders entered in the event.

The tyre specifications available at each event will be determined by the tyre supplier. Identical tyres of each specification for the relevant class and/or designation must be available to every rider, and the total quantity of tyres will be the same for every rider.

The Official Tyre Supplier will remain at all times the owner of all tyres supplied to the teams. The teams are required to return all tyres to the Official Supplier at the end of each event or test.

Tyres must be used according to the advised parameters which are agreed in consultation with the official tyre supplier, the Technical Director and the Organisers. Parameters may include pressure, temperature, or other usage guidelines. Teams must comply with requests by the Technical Director, his staff, and the official tyre supplier to check tyre parameters at any time, which may include tyre pressure and/or temperature data from the datalogger.

The use of any device on the wheel to adjust the tyre pressure whilst on track is prohibited.

The use of Tyre Air Pressure Sensors (TAPS) on all wheels, front and rear, is mandatory in the MotoGP class, including logging of TAPS data at all times.

Any riders or teams found to be using tyres outside of these operating parameters will be subject to penalties. The decision of the Technical Director, in consultation with the official tyre supplier, will be final.

2. During the two days prior to the start of official practice, the tyre supplier must provide to the Technical Director details including specifications, quantities and the identification markings of the tyres available for that event.

The Technical Director and staff will allocate the tyres available for the exclusive use of each entered rider (as described in Article 2.4.4.9.3). The allocation of individual tyres will be made on a random basis with no involvement of any representative from the tyre supplier, teams or riders.

In the case of a rider change after the final tyre allocation has been made, the replacement rider must use only the tyres allocated to the original rider.

3. For Grand Prix race events, each rider will be restricted in the quantity and specification of tyres that they may use at a single race event as follows:

A. MotoGP Class

The quantity, specification and allocation of tyres will be determined by the official tyre supplier in consultation, and by agreement with, the Organisers and the Technical Director. Due to ongoing technical developments and changing conditions, the quantity, specification and allocation of tyres may be varied from time to time by mutual agreement.

The base allocation, subject to mutually agreed changes, is as follows:

During all practice sessions, warm up and the race a maximum of 22 slick tyres, specifically:

Front slick tyres:

10 in total, comprised of:

- up to a maximum of 5 of specification A
- up to a maximum of 5 of specification B
- up to a maximum of 5 of specification C**

The rider's final selection of front tyre specification for the following day must be informed to the tyre supplier no later than 2 hours after the end of the current day's practice. The Technical Director will notify teams in advance of any change to this deadline, due to changes in the practice schedule.

If no specification selection is received by this time the allocation will be determined by the tyre supplier, respecting the maximum quantities above.

This allocation will be final and no changes are permitted after this time. In the case of a rider being replaced after this tyre selection deadline, the replacement rider must use only the tyres allocated to the original rider.

Rear slick tyres:

12 in total, comprised of:

up to a maximum of 6 of specification A *

up to a maximum of 5 of specification B

up to a maximum of 4 of specification C

* Riders who participate in both Q1 and Q2 qualifying sessions (maximum 2 riders) will be allocated one extra rear slick tyre of specification A (highest grip level) after Q2 (therefore, if taken, a maximum of 7 of specification A).

~~The total rear slick tyre allocation for these riders remains at 12, so any extra allocation taken will replace an unused rear slick tyre from the original allocation.~~

(GP Commission decision 22/02/2017)

The rider's final selection of rear tyre specification for the following day must be informed to the tyre supplier no later than 2 hours after the end of the current day's practice. The Technical Director will notify teams in advance of any change to this deadline, due to changes in the practice schedule.

If no specification selection is received by this time the allocation will be determined by the tyre supplier, respecting the maximum quantities above.

This allocation will be final and no changes are permitted after this time.

In the case of a rider being replaced after this tyre selection deadline, the replacement rider must use only the tyres allocated to the original rider.

At the sole discretion of the official tyre supplier, an extra specification (front and/or rear) may be supplied in order to cover all possible track and weather conditions. This specification will be allocated only at the discretion of the tyre supplier (in consultation with the MotoGP Safety Advisor and the Technical Director). If allocated, it will be a maximum of 3 tyres per rider and will replace 3 unused tyres from the original allocation.

Rain tyres

For practice sessions, warm up and the race a standard allocation of 11 rain tyres, specifically:

Front rain tyres:

5 in total, comprised of:

up to a maximum of 4 of specification A
up to a maximum of 2 of specification B
(therefore 4A + 1B, or 3A + 2B)

Rear rain tyres:

6 in total, comprised of:

up to a maximum of 5 of specification A
up to a maximum of 2 of specification B
(therefore 5A + 1B, or 4A + 2B)

In the case that all free practice sessions and at least one qualifying session (excluding warm-up) are declared wet by the Race Director, one more set (1 x front and 1 x rear) of rain tyres will be allocated to every rider, and the allocation automatically becomes:

6 Front rain tyres, being 4 specification A + 2 specification B

7 Rear rain tyres, being 5 specification A + 2 specification B

The official tyre supplier will determine the criteria for the classification of tyres as Slick or Rain. In case of dispute the decision of the Technical Director will be final.

4.
 - a) Riders may use only the tyres allocated for his/her exclusive use (as described in Article 2.4.4.9.3).
 - b) Tyres will be individually identified and may not be exchanged between riders, including between team-mates, and may not be exchanged by the tyre supplier after allocation, except with the permission of the Technical Director (for example, under Article 2.4.4.9.8).
 - c) Tyres may not be materially altered in any way after allocation, such as hand-cutting and any other action or treatment that will alter the tyre's performance (with the exception of the use of tyre warmers), unless deemed necessary by the tyre manufacturer. Such alterations may be performed only by or under the supervision of the tyre manufacturer's representative, and shall be made available equally for all riders.
5. Each allocated tyre must be marked with its specification and carry an official identification label with a unique serial number. In the event of damage to or loss of the official label, the tyre company must be able to satisfy the Technical Director as to the tyre's specification. Tyres may be checked for compliance at any time, before or after use.
6. In the case of an interrupted race, a rider must use tyres from his allocation of marked tyres for the restarted race.
7. In the unlikely event of a tyre being accidentally damaged before it is used (for example during the fitting process) and deemed to be unusable by the Technical Director, it may be replaced with a tyre of the same specification with the permission of the Technical Director. Such replacement tyres will be marked and included in the allocation of the rider concerned. The damaged tyre will be removed from the allocation and may not be allocated again.

Once it is used (i.e. has exited pit lane) a tyre may not be replaced because of damage or defect, except if all the following conditions apply:

- a) The tyre supplier must confirm to the Technical Director that the damage is solely due to a manufacturing defect or fitting problem (i.e. out of the team's control), and not due to any other reason such as impact, cut, abrasion or accident.

- b) The tyre supplier must confirm to the Technical Director that the damage is significant enough to deem the tyre unsafe to use.
- c) Tyres that are deemed to have covered more than 2/3 of race distance will not be considered for replacement. The determination of distance covered will be the sole decision of the Technical Director in consultation with the tyre supplier, and the team may be required to submit information such as lap charts and logger data to support a claim.

In determining whether a replacement will be allowed the decision of the Technical Director will be final.

- d) If a replacement tyre is granted, it must be of the same specification as the damaged tyre and selected at random by the Technical Director and/or his staff.
8. Should an exceptional and unpredictable safety problem arise for the tyre supplier during an event, so as to prevent riders from safely competing in the race, then the tyre supplier must inform the Technical Director and Race Direction of the problem as soon as possible.

A re-allocation of suitable tyres may be made under the supervision of the Technical Director. Such allocated tyres will be the same specification(s) and quantities for all riders, the quantity being determined by the tyre supplier in consultation with the Technical Director.

9. Tests, MotoGP Class:

- A. For official Post-Race tests of 1 day duration, each rider will be restricted in the quantity and specification of tyres that they may use at a single test event as follows:

During all practice sessions, **8 slick** tyres, specifically:

Front slick tyres:

4 front tyres chosen from **the specifications available**, with a maximum of 3 tyres of any one specification.

Rear slick tyres:

4 rear tyres chosen from **the specifications available**, with a maximum of 3 tyres of any one specification.

During all practice sessions, **4 rain tyres**, specifically:

Front rain tyres:

2 tyres chosen from the specifications available.

Rear rain tyres:

2 tyres chosen from the specifications available.

In addition each rider may use 1 set of **new slick tyres** (1 front + 1 rear) and **one set of new rain tyres** (1 front + 1 rear) retained from their allocation for the preceding event.

In addition, any used tyres that are still mounted on wheels from the preceding event may be used. The team must inform the tyre supplier which tyres, if any, they wish to retain for the test within 2 hours of the preceding race finish.

- B. For official Winter or post-race tests of 2 days (or more) duration, each rider will be restricted in the quantity and specification of tyres that they may use at a single test event as follows:

During all practice sessions on Day 1, a maximum of 8 slick tyres, specifically:

Front slick tyres:

4 front tyres chosen from the specifications available, with a maximum of 3 tyres of any one specification.

Rear slick tyres:

4 rear tyres chosen from the specifications available, with a maximum of 3 tyres of any one specification.

During all practice sessions on each additional day, a maximum of 6 slick tyres, specifically:

Front slick tyres:

3 tyres chosen from the specifications available, with a maximum of 2 tyres of any one specification.

Rear slick tyres:

3 tyres chosen from the specifications available, with a maximum of 2 tyres of any one specification.

During all practice sessions over the 2 (or more) days of the test, a maximum of 4 rain tyres per day, specifically:

Front rain tyres: 2 per day chosen from the specifications available.

Rear rain tyres: 2 per day chosen from the specifications available.

- C. At any official Post-race or Winter test, the tyre supplier may choose to allocate extra tyres with a different specification. Such extra allocation will be determined solely by the tyre supplier.

The same quantity of identical specification tyres will be allocated to at least all permanent MotoGP class riders contracted to factory teams at the test.

When a new specification tyre is to be introduced, the tyre supplier should inform all teams at least **one month in advance for winter tests and 2 weeks in advance for post-race tests.**

2.4.4.10 Numbers and Backgrounds

1. The racing number must be affixed to the front of the motorcycle fairing in a central position. Rear or side numbers are optional.
2. Numbers should be a minimum height of 140 mm.
3. Numbers must be easily legible, in a clear simple font and contrast strongly with the background colour.
4. Backgrounds must be of one single colour over an area large enough to provide a minimum clear area of 25 mm around the numbers.
5. In case of a dispute concerning the legibility of numbers, the decision of the Technical Director will be final.

2.4.5 General

2.4.5.1 Fuel and Oil

1. All motorcycles must be fuelled with unleaded petrol, which must comply with the FIM Grand Prix specification for each racing class.
2. Unleaded petrol will comply with the FIM Grand Prix specification if:
 - a) It has the following characteristics:

Property	Units	Min.	Max.	Test Method
RON		95.0	102.0	ISO 5164
MON		85.0	90.0	ISO 5163
Oxygen	% (m/m)		2.7	ISO 22854
Benzene	% (v/v)		1.0	ISO 22854
Vapour Pressure (DVPE)	kPa		90	EN 13016-1
Lead	mg/L		5.0	EN 237
Density at 15 °C	kg/m ³	720.0	775.0	ASTM D 4052
Oxidation Stability	minutes	360		ASTM D 525
Existent gum	mg/100 mL		5.0	EN ISO 6246
Sulphur	mg/kg		10	ASTM D 5453
Nitrogen	% (m/m)		0.2	ASTM D 4629
Copper Corrosion	Rating		Class 1	ISO 2160
Distillation:				
At 70 °C	% (v/v)	22.0	50.0	ISO 3405
At 100 °C	% (v/v)	46.0	71.0	ISO 3405
At 150 °C	% (v/v)	75.0		ISO 3405
Final Boiling Point	°C		210.0	ISO 3405
Residue	% (v/v)		2.0	ISO 3405
Olefins(*)	% (v/v)		18.0	ISO 22854
Aromatics(*)	% (v/v)		35.0	ISO 22854
Total di-olefins	% m/m		1.0	GCMS / HPLC GCMS / HPLC
Appearance		clear and bright		visual inspection

All test methods include a precision statement. In cases of dispute, the procedures for resolving the dispute and interpretation of the results based on test method precision, described in ISO 4259, shall be used.

- b) The total of individual hydrocarbon components, containing only hydrogen and carbon, present at concentrations of less than 5% m/m must be at least 30% m/m of the fuel.

Compliance with the compositional regulation is calculated on the following basis:

$$A = 100 - B - C$$

where:

A is the total concentration (in % m/m) of individual hydrocarbon components present at concentrations less than 5 % m/m,

B is the total concentration (in % m/m) of oxygenates present in the fuel, and

C is the total concentration (in % m/m) of individual hydrocarbon components present at concentrations greater than 5% m/m.

The test method will be gas chromatography.

- c) The total concentration of naphthenes, olefins and aromatics in each carbon number group will not exceed the limits given in the following table.

% m/m	C4	C5	C6	C7	C8	C9+
Naphthenes	0	5	10	10	10	10
Olefins	5	20	20	15	10	10
Aromatics			1.2	35	35	30

Bicyclic and polycyclic olefins are not permitted. The fuel must contain no substances which are capable of exothermic reaction in the absence of external oxygen.

- d) Only the following oxygenates will be permitted:

Methanol, Ethanol, Iso-propyl alcohol, Iso-butyl alcohol, Methyl tertiary butyl ether, Ethyl tertiary butyl ether, Tertiary amyl methyl ether, Di-isopropyl ether, n-Propyl alcohol, Tertiary butyl alcohol, n-Butyl alcohol, Secondary butyl alcohol.

- e) Manganese (<1 mg/L), lead (<5 mg/L), iron (<5 mg/L) and nickel (<5 mg/L) additives are not permitted above these limits.

4. Implementation of the fuel regulation

In the MotoGP class when a rider taking part in a meeting is under contract or agreement for the exclusive use of a certain brand of petrol or oil, the Organisers must give free access to the circuit for that fuel or oil.

Any final dispute will be settled in accordance with the FIM Grand Prix Disciplinary and Arbitration Code.

5. Fuel and Oil Approval

1. All fuel in use in the Championship must be approved prior to the race in which the fuel is to be used. Fuel companies supplying petrol to participating teams must submit ten litres (2 x 5 L) to the laboratory appointed by the FIM/Dorna for analysis in accordance with the specification. Providing the petrol is within the specification, a certificate containing a test report number will be issued. The test report number must be given to the appropriate teams before they take part in a race.
2. During Thursday's technical control, each team will declare the certificate test report numbers corresponding to the petrol to be used. This information will be entered in the Technical Control Book of each motorcycle at every Grand Prix.

Therefore, the fuel which is to be used must be approved by the Thursday afternoon before the race in which the fuel is to be used.
3. When a fuel sample is requested at any Grand Prix Circuit, either during practice, warm up or following the race, the certificate test report numbers corresponding to the petrol used must be declared to the Grand Prix Technical Director by the team. Failure to provide the correct number may result in a penalty.
4. Each fuel and/or oil Company will be responsible for payment to the laboratory for these batch analyses costs and establishment of the basic fingerprints.

6. Fuel and Oil Sampling and Testing

1. The Grand Prix Technical Director will appoint a senior Technical Scrutineer to take responsibility for the administration and supervision of the fuel sampling procedure.
2. Motorcycles selected for fuel controls will usually be amongst the first three finishers, and will be directed to the “parc fermé” for technical controls.
3. Other finishers may be chosen at random for fuel controls. A Technical Scrutineer will be posted at the entrance to the pit box of the selected rider(s) whose machine must immediately accompany the Technical Scrutineer to the technical control area or “parc fermé”.
4. The fuel to be tested will be transferred into two bottles, “A” and “B” identified by reference to the rider, team and machine from which the sample was taken. The bottles will be closed, sealed and labelled by the Technical Director and/or Technical Scrutineer.
5. Only new bottles will be used for the fuel samples and only new materials will be used to transfer the fuel.
6. The Fuel Sample Declaration form will be filled out immediately, containing all necessary information, including the riders and machines identity, date and place of fuel sampling. A responsible team member will sign this declaration, after verifying that all the information is correct.
7. Sample “A” will be sent to the official appointed laboratory, accompanied by a copy of the Fuel Sample Declaration form. The fuel sample will be compared with the approved petrol using gas chromatography. If necessary the concentration of other elements, including lead, manganese, iron, nickel, nitrogen and oxygen may be measured at the request of the Technical Director to ensure that octane and power boosters have not been added.

If any observed deviations of the GC curve indicate that they are due to mixing with one other fuel, which has been approved by the FIM/Dorna for use by the team, the fuel sample will be deemed to comply, provided the fuel sample still falls within FIM Grand Prix specification as described in Article 2.4.5.1.2.

Costs for the analyses of sample “A” will be paid by FIM/Dorna.

8. Sample “B” will be handed over to the FIM designated storage facility for safeguarding in case of protests and/or requirement of a counter analysis by the appointed laboratory. Costs for the analyses of sample “B” will be paid by the team concerned.
9. Both samples will be transported by an authorised courier.
10. The laboratory must deliver the results of the fuel sample analyses to the Grand Prix Technical Director, with a copy to the FIM, as soon as possible after receipt of the samples.
11. In the case of non-conformity, the Technical Director must notify, as soon as practical after receipt of the results, the FIM, the Grand Prix Race Direction and the rider/team representative concerned.

Within 48 hours of the receipt of the notification of the results of the laboratory test of sample “A”, the team must notify the FIM and the Technical Director if counter-expertise is required (or not required) for sample “B”.

The Race Direction will take a decision at the Grand Prix event immediately following the notification of the results of the final expertise. Any appeal against the decision of the Race Direction will be heard by the FIM Stewards appointed for the Grand Prix event at which the Race Direction decision is taken.

If there is no more Grand Prix following the notification of the results of the final expertise, the Race Direction will take a decision as soon as practical. Any appeal against the decision of the Race Direction will be heard by the FIM Stewards appointed by the FIM for this specific task.

12. The director of fuel analysis at the official laboratory must confirm to the Technical Director that the identification and the seal status of the “B” sample is correct before any B sample analysis is carried out.
13. Failure of the sample to comply to approved petrol and/or the addition of octane and power boosters, as described in Article 2.4.5.1.6.7, will automatically result in the disqualification of the competitor from the entire meeting.

The result of the competitor’s fuel sample analysis (“A” or “B” sample) more favourable to the competitor will be taken into account.

7. Fuel Temperature

For the MotoGP race, no fuel on the motorcycle may be more than fifteen degrees C (15°C) below ambient temperature. The use of any device on the motorcycle to artificially decrease the temperature of the fuel below ambient temperature is forbidden.

For the purposes of this regulation an Official Ambient Temperature will be declared and displayed on the timekeeping monitors one hour before the start of the MotoGP race.

Each team will be assigned a technical scrutineer one hour before the start of the race. The scrutineer is authorized to test all fuel before it is transferred to the motorcycle fuel tank.

Before filling, all of the fuel storage and transfer containers and the motorcycle fuel tanks may not be more than 15°C below the official ambient temperature.

Only the officially-supplied approved containers may be used to store fuel immediately prior to being transferred to the motorcycle. These containers and any fuel they contain must always be available for the scrutineer to test during the hour preceding the race.

- Containers must be approved and marked by the Technical Director at Technical Control before the first race of the season.
- Each team is allowed a maximum of two official approved fuel containers per rider.
- Other than separate external insulation, no devices to control the container temperature are permitted. Specifically no device capable of lowering the fuel temperature may be used.

When it has been confirmed that the fuel is within the allowed temperature range, the team may transfer the fuel to the motorcycle fuel tank. Only fuel from the approved and temperature-checked container may be used in the motorcycle, including when the team wishes to add, change or top-up the fuel.

8. Fuel Handling Safety

- The use of anti-static mats and grounding wrist straps is mandatory when filling fuel containers used for transferring fuel to motorcycles.
- The use of approved fuel fillers/fuel dumps is mandatory when adding fuel to motorcycle fuel tanks.
- All fuel handling equipment must be approved by the Technical Director.

2.4.5.2 Rider's Safety Equipment

1. It is compulsory that each contracted rider must begin each race event with at least two complete sets of undamaged safety equipment. A complete set of safety equipment shall contain:
 - Helmet
 - Leather Suit, 1-piece
 - Gloves
 - Boots
 - Back Protector
 - Chest Protector

The equipment must be worn, correctly fastened, at all times during on-track activity.

2. Safety Equipment Control

- a) At Technical Control at the first race of the season, one complete set of undamaged safety equipment (as listed in Art. 2.4.5.2.1) must be presented and checked for the following:
 - Helmet: a marking indicating certification to one of the helmet standards listed in Art. 2.4.5.2.3.a).
 - Leather Suit, Boots, Gloves: the model names of each of these items must correspond to the Self Certifications previously supplied to the Technical Director.
 - Back Protector: a marking indicating certification to EN1621-2:2014 or to prEN1621-2:2010.
 - Chest Protector: suitability as determined by the Technical Director.

- b) At any time during the season, the Technical Director may request a piece of rider's equipment in order to check that it meets the requirements listed in Art. 2.4.5.2.3. The item of equipment will be sent to the official appointed laboratory for testing. Supply of equipment and test results as follows:
- The manufacturer of the equipment may be asked to supply a duplicate item of equipment for testing.
 - Equipment damaged after an accident may be taken and tested on an undamaged portion.
 - In the event that the item tested fails to meet the required standard, the manufacturer may request a further test, at their cost, on a duplicate item of used equipment.
 - In the event that the first test and/or optional retest are still negative, the Self Certification provided by the manufacturer will be suspended and the manufacturer shall have 30 days to rectify the problem and demonstrate this.
 - In the event that the problem is not rectified in this time, the manufacturer shall not be permitted to supply any new equipment of the failed type.

3. FIM Rider's Equipment Minimum Requirements (REMR)

a) Standards for Helmet and Visor

Refer to the Appendix, General: Fig.6

- Helmets must be of the full face type and conform to at least one of the following recognised International Standards, and be labelled as such:

EUROPE	ECE 22-05 (only "P" type)
JAPAN	JIS T 8133:2007 (valid until 31.12.2019) JIS T 8133:2015 (only "Type 2 Full face")
USA	SNELL M 2010 (valid until 31.12.2019) SNELL M 2015

- Visors must be made of a shatterproof material.
- Disposable visor "tear-offs" are permitted.

- A protective lower face cover must be present and must be not detachable, not moveable and made of the same material of the shell.
 - Helmets constructed with an outer shell made of more than one piece are not permitted (e.g. they must not contain any seam).
 - A retention system with a strap and the double D ring closing system is recommended.
- b) Certification for Leather Suit, Gloves, Boots, Back Protectors

All rider's safety equipment must comply with the requirements detailed in Art. 2.4.5.2.3.c) Sections i to vi, below. The following procedures will apply:

- A sample of each different design or model must pass all the tests described in the FIM Standards, Table 1 below.
- Every example of this design or model must be identified with the model code by a permanent marking.
- Each individual design or model that has passed the standards will be self-certified by the manufacturer, using the official document, stating that the item conforms to the FIM homologation standard.
- A copy of this compliance certificate must be sent to the MotoGP Technical Director (Danny Aldridge danny@irta.org.uk) and to the FIM International Technical Commission (CTI) coordinators (Charles Hennekam charles.hennekam@fim.ch or Erica Manfredi erica.manfredi@fim.ch). A copy of this certificate must also be provided to customers together with homologated wheels purchased.
- For leather suits only, the manufacturer must complete and maintain the "Riders Race Suit Database" file for each of their riders.
- This database must be submitted to the MotoGP Technical Director, and updated each time a leather suit is supplied to or withdrawn from a rider.
- The Technical Director and the rider also have the right to withdraw a race suit from the database.

c) Standards for Leather Suit, Gloves, Boots, Back & Chest Protectors

i) Leather Suit

- Shall be constructed from leather or an equivalent material which satisfies the requirements of Table 1, column 1.
- The use of abrasion-resistant stretch material is permitted up to a maximum of 50% of the surface area, provided that the requirements of Table 1, column 2 are met.
- Shall contain armour certified to EN1621-1:2012 in the shoulders, elbows, knees, and legs.
- **Note that from the 2018 season it will be mandatory for leather suits to be fitted with an Airbag system. Complete technical regulations including standards and certification procedures will be issued during the 2017 season.**

ii) Gloves

- Shall be constructed from leather or an equivalent material which satisfies the requirements of Table 1, column 3.
- Shall have a cuff length sufficient to overlap the leather suit by at least 50 mm.
- Shall have a means of fastening to secure them to the hand (an elastic closure alone is not acceptable).
- Shall have suitable knuckle protection.

iii) Boots

- Shall be constructed from leather or an equivalent material which satisfies the requirements of Table 1, column 4.
- Flexing zones are permitted up to a maximum of 40% of surface area, provided that they comply with the requirements of Table 1, column 5.
- Shall have a minimum height sufficient to overlap the leather suit by at least 70 mm.
- Shall have a means of fastening to secure them to the foot (a slip-on boot is not acceptable).

- iv) Back Protector
 - Must be certified to EN1621-2:2014 or prEN1621-2:2010.
 - May be full back or central back configuration.
- v) Chest Protector
 - Must be made of suitable material and strength for its purpose.
 - The decision of the Technical Director will be final on the approval of the chest protector.
- vi) Marking
 - When an equipment manufacturer has tested and proven that the safety equipment in question meets the relevant requirements in paragraphs i) to vi) above, and Table 1 below, they shall attach a permanent marking stating the model number of the product.
 - The marking of race suits must additionally contain a unique serial number.

Table 1.

Material Properties

		1	2	3	4	5
TEST	Test Method	Suit Leather or main material	Suit Stretch Areas	Gloves Palm & Back Areas	Boots All Areas	Boots Flex Areas
Tear	ISO 3377-1 or EN388 (N)	≥50	≥50	≥30	≥100	≥60
Abrasion	EN388 (cycles)	≥600	≥400	≥300	≥800	≥500
Seam	EN13935-1 (Suit, Boot) EN13594 (Gloves)	≥12	≥12	≥8	≥15	≥15

4. Post-crash Riders Safety Equipment Check

After a crash the Technical Director may at his discretion request that the rider's safety equipment is checked prior to the start of the following practice session, warm up or race.

In the event that any item of equipment is considered, by either the Technical Director or the representative of the manufacturer of the item, to be too damaged for use on track, the rider will be required to replace or repair the item before being permitted on track.

Any question concerning the condition and suitability for use of the riders safety equipment shall be decided by the Technical Director, who may consult with the manufacturers of the product before making a final decision.

5. Wild Card Riders Safety Equipment

For Wild Card entries, the helmet and visor must meet the required standards and be certified and labelled as such.

Any other safety equipment which does not show a homologated model number and serial number will be subject to approval for use by the Technical Director.

2.4.5.3 Procedures for Technical Control

1. At each circuit an area must be designated as the Technical Checking Area. In this area, under the control of the Chief Technical Scrutineer and the supervision of the Technical Director, suitable equipment will be installed to conduct the various tests viz:
 - i) Equipment for measuring the noise of the motorcycle.
 - ii) Weighing scales with check weights for calibration purposes.
 - iii) Instruments for measuring engine capacity.
 - iv) Instruments and gauges as necessary for measuring other dimensions and criteria specified in the Technical Regulations.
2. The technical control procedure will be carried out in accordance with the schedule set out in the Regulations. The technical scrutineers must be available throughout the event to check motorcycles and equipment as required by the Technical Director.

3. Presentation of a machine will be deemed as an implicit statement of conformity with the technical regulations. Responsibility for the preparation of the machine to comply with all technical and safety regulations rests with the team.
4. A rider's presence at the initial technical control is not mandatory, except in the case of the Moto2 and Moto3 classes when the rider must be present for a weight check together with his helmet and all protective clothing.
5. Motorcycles will be inspected under the name of the team and at the initial technical control each motorcycle will be registered by the technical scrutineers who will prepare a technical control card to record technical specifications, check results and the riders in that team entitled to use the motorcycle.
6. At the initial technical control the technical scrutineers should inspect the motorcycle to record technical details including weight (plus rider weight in the Moto2 and Moto3 classes), noise level and may also check the motorcycle for technical compliance with other aspects of the Regulations, as requested by the Technical Director.
8. At each event, at the conclusion of technical control procedures prior to the first practice, the technical scrutineers will place a small sticker on the motorcycle indicating that it has been registered for use by the team's rider(s) for that race and passed the technical control procedures.
9. The Chief Technical Scrutineer will prepare a report on the results of technical control which will be submitted to the Event Management Committee via the Technical Director.
10. The technical scrutineers should re-inspect any machine that has been involved in an accident, and if necessary to issue a new technical control sticker for a rebuilt machine. This would normally be carried out at the pit of the rider concerned. The team has sole responsibility for any repairs carried out, and to determine when the machine is fit for further use.
11. The technical scrutineers must be available, based on instructions from the Technical Director, to re-inspect any motorcycle for technical compliance during the meeting or after the race and to supervise inspection of a motorcycle following a protest on a technical matter.

12. At the end of the race, the Chief Technical Scrutineer will ensure that the motorcycles placed in the first three positions, plus any other motorcycles designated by the Technical Director, are placed in the Check Area for a period of 60 minutes pending any protest.

The motorcycles may be checked for compliance with any of the FIM Grand Prix technical regulations, and any other technical requirement at the discretion of, under the control of and as requested by the Technical Director.

13. The Technical Director may require a team to provide such parts or samples as he may deem necessary.

14. In the case that a machine fails post-qualifying or post-race technical checks due to damage or technical issues on-track, the following protocol will apply, always at the sole discretion of the MotoGP Technical Director.

a) Machines under the minimum weight limit due to:

i) Loss of fluid.

- If the Technical Director has verified that there is physical evidence of fluid loss due to an incident or mechanical issue on track, he may approve the fluid to be replenished to the levels as declared by the Manufacturer at the start of the season.
- If it is necessary to replace a damaged part to accommodate the fluid (eg. radiator), this will be permitted only under the supervision of the Technical Director who will confirm that the new part is identical to the damaged part. In the MotoGP class, the Technical Director may require that the replacement part is taken from the rider's second machine.

ii) Loss of material or parts.

- If the Technical Director has verified that the machine has lost a part or material due to an incident or mechanical issue on track, he may approve the replacement of the part(s) with the following conditions:
- The Technical Director must verify that any new parts are identical to the original.



- In the MotoGP class the Technical Director may require that the rider's second machine be used as a reference, and replacement parts may be requested to be taken from this second machine.
- If the Technical Director determines that there is insufficient physical evidence to prove that a part or material is missing, then the original part must be found before it can be replaced.
- Missing ballast weights will only be permitted to be replaced if they are found and returned to Technical Control by the Organisers.

b) Machines exceeding the maximum noise levels:

- If the Technical Director is satisfied that there is sufficient physical evidence of damage or loss due to an incident or mechanical issue on track, he may approve the replacement of the missing or damaged exhaust parts, and the machine to be re-tested.
- In the MotoGP class the Technical Director may require that the exhaust parts from the rider's second machine be used for such replacement.



2.4.5.4 Noise Tests

1. Noise tests must be conducted in an open area with a space of at least 10 metres between the motorcycle being tested and walls or other obstacles. There should be a minimum amount of ambient noise in the area.
2. The measuring equipment must be calibrated prior to the test and recalibrated at regular intervals.
3. The measuring equipment should be placed 50 cm from the end of the exhaust pipe and at 45 degree angle to the pipe either to the side or above.
4. The maximum noise levels at all times are:

MotoGP: 130 dB/A

For convenience, the test may be conducted at a fixed RPM.

	1 cylinder	2 cylinders	3 cylinders	4 cylinders
MotoGP	5,500 rpm	5'500 rpm	5'500 rpm	5'500 rpm

2.5 Moto2 Class Technical Regulations

2.5.3 Engines

2.5.3.1 Engine Description

1. Engines may operate on the reciprocating piston four stroke principle only.

The normal section of each engine cylinder and piston in plan view must be circular. Circular section cylinders & pistons are defined as having less than 5% difference in the diameter measured at any two points.

2. Engines must be normally aspirated.
3. Cubic capacity of the engine will be defined by the swept volume of the cylinder, ie. the area of the bore of the cylinder multiplied by the stroke, multiplied by the number of cylinders.

No tolerance on capacities is permitted.

Engine capacity will be measured at ambient temperature.

2.5.3.2 Moto2 Engine Supply

1. Only engines from the official Supplier are allowed to be used. The term official Supplier shall refer to the engine producer and/or to the company nominated to perform such functions as engine assembling, rebuilding, maintenance, and logistics.
2. Sealed engines will be provided to each team, allocated on a random basis by the Technical Director and staff.
3. Security seals may not be removed or broken and the team may not open the engine, except to remove unsealed covers for maintenance as described in Art. 2.5.3.2.4) specifically the cam cover, cylinder head, cylinders, crankcase, may not be opened or removed.
4. Teams may only perform maintenance of parts specifically authorised by the Championship Organisers which does not involve removal of security seals. This includes change of oil and external items as detailed in the following articles including cooling, fuel and electrical systems, and clutch parts including plates, hubs, control mechanisms.

5. All other maintenance and repair, specifically that involving removal of security seals will be carried out by the official Supplier. Regular maintenance, rebuilding and replacement of engines will be at the sole discretion of the Championship Organisers, and on a schedule determined by them.
6. Engines returned for maintenance, repair or replacement must be in the original condition as delivered, that is with the original fittings in place as required by the Championship Organiser, which may include:
 - covers, cooling system including hoses and connectors, electrical system including wiring and connectors, clutch.
7. In the case of engine breakdown or damage, another engine may be allocated by the Technical Director. Such allocation can not be made during a Moto2 practice session or within 30 minutes of the pit lane being opened for the race sighting lap.

Engine Definition, Specification and Modification

8.
 - i) Use of the complete engine is mandatory, and it may not be modified in any way except as specifically described in these regulations, or as directed by the Technical Director. In the case of dispute over modifications, the decision of the Technical Director will be final.
 - ii) The engine design and specification will be determined by the official Supplier in consultation with the Organisers. The engine design and specification may be changed at any time with the agreement of both the official Supplier and the series Organiser. New technologies (for example; materials, cylinder head and valve design, valve operating mechanisms, alternative fuels, etc.) are encouraged provided they meet the Series' principle of cost reduction and long-term cost control, and are agreed by the official Supplier and series Organiser.
 - iii) The official Supplier may change the specification of individual parts from time to time, as is normal to improve reliability and function.
 - iv) All engines supplied to teams must be equal in specification and the engine performance, as measured by the official Supplier under their standard dynamometer conditions, must be within the tolerance range agreed by the Organiser and the official Supplier.

- v) A team may request a replacement engine on the grounds of substandard performance:
 - a) If the Technical Director is satisfied that there is clear evidence of an engine problem causing substandard performance a replacement engine may be issued under Art. 2.5.3.2.7 with the approval of Race Direction.
 - b) If the Technical Director determines that there is no clear evidence of an engine problem, the team may still request a replacement engine.

Such request must be made in writing to the Technical Director accompanied by a deposit of 7,500 Euros (seven thousand five hundred Euros) per engine paid to IRTA.

The engine may be replaced with the approval of Race Direction, and the original engine will be returned to the official Supplier to be tested under standard conditions by the official Supplier and the dynamometer report sent to the Technical Director.

If the engine is deemed to be within specified performance parameters and fit for use, the same engine may be returned to the team at a subsequent race and the team's deposit will be forfeited.

If the engine is deemed to be outside of specified performance parameters and not fit for use, the deposit will be returned to the team in full.

In the case where a team or rider forfeits a deposit for an unfounded engine change, each subsequent claim during the season by the same team and rider (including replacement riders) will attract an additional deposit of 2,500 Euros (two thousand five hundred Euros).

- vi) The complete engine ("engine" in these regulations) is defined as the supplied engine cases, covers and everything contained within, and including all external parts supplied by the official Supplier, including but not limited to:
 - a) Fuel system including airbox, air filter, fuel pump & regulator, throttle bodies, intake manifolds, air intake funnels, fuel injectors primary & secondary, fuel delivery lines hoses and breathers.

- b) Electrical system including generator, ignition coils, ECU (engine electronic control unit).
 - c) Lubrication system including oil filter, oil cooler, oil pressure switch (or oil pressure sensor as approved by the Technical Director).
9. To ensure reliability and performance, the official Supplier does not recommend any changes to the engine. However at the Team's risk the following items may be replaced and/or modified:
 - a) Coolant hoses and fittings may be changed to suit individual radiator designs. Where an inlet/outlet pipe fitting is changed it must have the same internal diameter as the original part.
 - b) The fuel delivery line between the fuel pump and the primary injectors may be modified to adjust the length and/or to fit a connector in-line.
10. The following external items may not be replaced, removed or modified, except if replaced with an original part due to malfunction or damage (as authorised by the Technical Director):
 - a) Water pump
 - b) Oil cooler (heat exchanger)
 - c) Oil filter
 - d) Oil pressure sensor
 - e) Gearbox output speed sensor
 - f) Water temperature sensor
 - g) Electrical cables and connectors supplied as part of the engine

Cooling System

11. Design and construction of the cooling system is free, provided it complies with Art. 2.5.3.2.9, Art. 2.5.3.2.10, and Art. 2.5.3.2.15 ensuring that the engine meets the operating parameters specified by the official Supplier (refer to the Appendix, **Moto2: Fig.5**).
12. The standard engine oil cooler is mandatory, and additional oil coolers are not permitted.

Engine Use

13. The engine may be used only at official Moto2 events as defined by the Championship Organisers. Moto2 events include Official Tests and Grand Prix race events.
14. The Championship Organisers may require that engines are returned at the completion of certain events and/or maintenance period (Art. 2.5.3.2.5). This is at the sole discretion of the Championship Organisers, and Teams must comply with such requests.
15. The engine must be used at all times respecting the range of operating parameters provided by the official Supplier, and avoiding deliberate misuse. Refer to the Appendix, Moto2: Fig.5.

2.5.3.5 Electronics

2. Tyre temperature/pressure sensors are permitted in all classes.

Moto2 Ignition and Electronics

11. Only the electronic ignition/fuel injection control units (ECU) supplied by the official Supplier are allowed.

This ECU must remain unmodified in hardware and software as delivered by the official Supplier, with the exception of the normal tuning adjustments allowed only by the standard software 'Setting Tool' supplied as part of the Moto2 Kit. The use of any additional device or module to modify the signals sent from the ECU to the actuators is forbidden. Injectors, bypass systems and ignition must be operated exclusively by the original and unmodified ECU signal, with the exception of the Quickshifter, which is allowed to be connected directly to the ignition coil, as described in 2.5.3.9.8.

12. The ECU is defined as part of the engine (refer to Art. 2.5.3.2.8.vi)b). ECU units may be distributed to teams at official Moto2 events, and may be required to be returned during or after the event for checking and/or re-distribution.
13. The Technical Director may inspect all ECU hardware and software at any time, including access to all stored information. The Technical Director may require the team to change the ECU on any machine for another identical standard one at any time.

14. Design and construction of the wiring harness is free to accommodate the needs of different machine designs, provided it respects the official Supplier's wiring diagram. Only the standard ECU, Datalogger and junction units may be connected to the harness, and connection of the components listed in Art. 2.5.3.2.8 and Art. 2.5.3.2.10 is mandatory.

Datalogger

15. Only the standard Moto2 Datalogger system (including hardware, sensors and firmware) approved by the Championship Organiser is allowed to be used at official Moto2 race and test events.

Data download and analysis software on external computers is not controlled.

16. The Technical Director may inspect and access the datalogger system at any time, including the reading and downloading of data. Team data, with the exception of engine performance data, will be treated as confidential. The Technical Director may require the team to change the datalogger for another identical standard one at any time.

17. The Moto2 Datalogger will be supplied with a standard sensor package. Firmware and sensors must be to the latest specification as notified by the official Datalogger supplier, and approved by the Technical Director.

There are additional logger channels available for approved optional sensors. No other sensors are permitted on the machine at official Moto2 events, and the standard sensors may be substituted with an alternative only with the express approval of the Technical Director. Refer to the Appendix, **Moto2: Fig.4**, and to the updated list of approved dataloggers and sensors on the FIM website (<http://www.fim-live.com/en/library/>).

Note that following Art. 2.5.4.9.1) it is mandatory to log rear slick tyre pressure.

2.5.3.6 Fuel System

Moto2 class fuel system

6. Use of the fuel system (as described in Art. 2.5.3.2.8.vi) a) from the official Supplier is mandatory, and it must remain standard, as delivered by the official Supplier. The only modifications permitted are those specifically described in these regulations. The Technical Director may require the team to exchange any parts of the fuel system for another standard part, at any time.

7. Fuel Pump: The fuel tank gauge assembly (i.e. float, arm and support bracket) of the standard fuel pump may be removed.
8. Fuel Tank Design and construction of the fuel tank is free, within the constraints of the FIM Grand Prix Regulations, Art. 2.5.4.5. There are no capacity restrictions.
9. Fuel Delivery Hoses: Fuel delivery hose fittings must remain standard, as supplied. However it is permitted to fit quick -connectors (e.g. “dry-break” connectors) in the fuel lines.
10. Airbox: Only the standard airbox supplied by the official Supplier (including air filter and secondary injectors) may be used. No modifications, alterations or additions to this airbox are allowed, except as described in Art. 2.5.3.6.11 below).
11. To ensure correct performance the official Supplier does not recommend any change to the airbox. However at the risk of the team, the following changes are allowed:
 - a) The intake ducts, ahead of the air filter, may be changed to suit individual chassis designs.
 - b) The resonance chambers and the top of the airbox (airbox lid) may be replaced or modified, provided that the total airbox volume, from the filter back, is no larger than the original. Refer to the Appendix, **Moto2**: Fig.1.

If such a modified cover is fitted, the original air temperature sensor must be fitted on this cover in a position equivalent to the original position, and may not be horizontally closer to the secondary injectors than the original position. Refer to the Appendix, **Moto2**: Fig.2.
 - c) A catch-tank may be fitted in the engine breather between the cam cover and airbox. The catch tank is solely for the purpose of collecting engine fluids, no other functions (such as pressure modification) are permitted and breather connections may only be directly between the cam cover, catch tank and airbox. The catch tank and connections must be visible for inspection at all times (that is, not permanently built into the chassis or other parts).

12. The throttle control valve must be controlled exclusively by mechanical means (ie. twistgrip and cable) operated by the rider only. No interruption of the mechanical connection between the rider's input and the throttle valve is allowed, and no devices may be added to the throttle cable system or to the standard throttle body to affect or control throttle valve movement.

2.5.3.7 Exhaust

1. The outlet of the exhaust must not extend behind a line drawn vertically through the edge of the rear tyre.
2. For safety reasons the exposed edge of the exhaust pipe outlet must be rounded to avoid any sharp edges.
3. Variable length exhaust systems are not permitted.
4. Exhaust Gas Recirculation (EGR) systems are not permitted.

Moto2 class exhaust:

6. The design and construction of the Moto2 exhaust system is free provided it conforms to the FIM Grand Prix regulations, and respects the engine Supplier's specified layout (i.e. 4 into 2 into 1). There are recommended dimensions from the engine Supplier. Refer to the Appendix, **Moto2: Fig.3**.
7. The Linear Air-Fuel sensor (LAF, or Lambda) will be located 120 mm after the final 2 into 1 junction of the exhaust, with a tolerance of 20 mm (minimum 100 mm, maximum 140 mm after the 2 into 1 junction). Refer to the Appendix, **Moto2: Fig.3**.

2.5.3.8 Control Systems

1. The use of hydraulic and/or pneumatic pressurized powered systems is not allowed, with the exception of cylinder inlet/exhaust valve springs in the MotoGP class. All hydraulic systems on the motorcycle must be powered only by the rider's manual inputs with the following clarifications:
 - Normal hydraulic hand/foot controls such as master/slave cylinders for brakes/clutch are allowed.
 - Pneumatic engine valve closing systems are allowed in the MotoGP class only.

- Oil/water pumps for engine lubricating/cooling are allowed.
 - The use of engine lubricating oil for any purpose other than lubrication and cooling (such as powered hydraulic systems) is not allowed.
2. Variable valve timing and variable valve lift systems, driven by hydraulic and/or electric/electronic systems are not permitted.

2.5.3.9 Transmission

1. A maximum of six gear ratios is permitted.
2. Twin clutch transmission systems (DSG) are not permitted.
3. Continuously Variable Transmission systems (CVT) are not permitted.
4. Automatic transmission systems are not permitted. Manual transmissions with gearshifts assisted by quick-shifter systems are permitted.

Moto2 class Clutch and Transmission

6. A racing slipper clutch (back-torque-limiter) and clutch cover will be supplied to each rider. Only this clutch and cover may be used, without modification, and it's use is mandatory at all official Moto2 events.
7. It is the team's responsibility to fit, adjust and maintain all parts of the clutch. Engines returned for maintenance, repair or replacement will have the racing clutch removed, and the team retains their own clutch for use with subsequent engines.
8. Quick-Shifter gearchange systems must be approved by the Technical Director, to ensure that they comply with required specifications (as described in the Moto2 Constructor Information notes available from the Technical Director).

A list of homologated Quick-shifters can be found on the list of Moto2 Approved Dataloggers and Sensors on the FIM website (<http://www.fim-live.com/en/library/>).

All quick-shifter systems must comply with the following specifications:

- The only permitted electrical connector is a standard Deutsch AS 6 07 - 35 PB connector, respecting the following pin layout:
 1. VEXT (supply for shifter and coils direct from the bike)
 2. Ground
 3. Load Signal output
 4. RPM sprocket
 5. RPM (from either ECU or crankshaft sensor)
 6. V_coils (power supply going to ignition coils)
- All of the signals must be connected directly, unmodified and uninterrupted, including no modification of the standard voltages of the coils.
- It is mandatory to log the load cell signal data of the Quick-shifter at all official events, with this information supplied to the Organisers as part of the IRTA data download.

2.5.3.10 Materials

NB. “X-based alloy” or “X materials” here means the element X (e.g. Fe, for ferrous or iron-based alloy) must be the most abundant element in the alloy, on a % w/w basis.

1. The use of titanium in the construction of the frame, the front forks, the handle-bars, the swinging arm spindles, and the wheel spindles is forbidden. For wheel spindles, the use of light alloys is also forbidden.
2. The basic structure of the crankshaft and camshafts must be made from ferrous materials, steel or cast iron. Inserts of a different material are allowed in the crankshaft for the sole purpose of balancing.
3. Pistons, cylinder heads and cylinder blocks may not be composite structures which use carbon or aramid fibre reinforcing materials.
4. Brake calipers must be made from aluminium materials with a modulus of elasticity no greater than 80 Gpa.
5. No parts of the motorcycle or engine may be made from metallic materials which have a specific modulus of elasticity greater than 50 Gpa/(g/cm³).
6. The use of MMC (Metal Matrix Composite) and FRM (Fibre Reinforced Metal) materials is forbidden.

2.5.4 Chassis

2.5.4.1 Weights

1. The following are the minimum weights permitted:

Moto2 motorcycle + rider: **217 kg**

2. Ballast may be added to achieve the minimum weights.
3. Weight may be checked at the initial technical control, but the main control of weight will be made at the end of practice sessions or at the end of the race. The weight of the motorcycle will be that measured in the form that the motorcycle participated, with fuel tank on and including normal levels of oil and water, and all additional equipment attached to the motorcycle, for example timekeeping transponders, camera equipment, electronic datalogging equipment etc.

For the Moto2 class the weight checked will be the total of the rider with full protective clothing plus the weight of the motorcycle. Random weight controls may be carried out during practice in a designated weighing area.

2.5.4.2 Safety and Construction criteria

Note: Please also refer to the Appendix, **General: Fig.1, Fig.2, Fig.3.**

1. Chassis Design and Construction

The chassis must be a prototype, the design and construction of which is free within the constraints of the FIM Grand Prix Technical Regulations. The main frame, swingarm, fuel tank, seat and fairing/bodywork from a non-prototype (ie. series production road-homologated) motorcycle may not be used.

2. Throttle Twist grips

Throttle twistgrips must close automatically when released.

3. Steering

- a) Handlebars must have a width of not less than 450 mm and their ends must be solid or rubber covered. The width of the handlebar is defined as the width measured between the outside of the handlebar grips or throttle twist grips.
- b) There must be at least 15 degrees of movement of the steering each side of the centre line.

- c) Stops must be fitted to ensure a clearance of at least 30 mm between the handlebar and the fuel tank frame and/or bodywork when at the extremes of steering lock.

4. Footrests

Footrests must have rounded ends with a minimum solid spherical radius of 8 mm.

5. Handlebar Levers

Levers must not be longer than 200 mm measured from the pivot point.

6. Clearances

- a) The motorcycle, unloaded, must be capable of being leaned at an angle of 50 degrees from the vertical without touching the ground, other than with the tyre.
- b) There must be a clearance of at least 15mm around the circumference of the tyre at all positions of the motorcycle suspension and all positions of the rear wheel adjustment.

7. Breather Pipes

Any breather pipe from the engine or gearbox must discharge into the airbox and/or a suitable container.

8. Chain Guards

A guard must be fitted in such a way as to prevent trapping between the lower drive chain run and the final drive sprocket at the rear wheel.

9. Engine Covers

Lateral engine covers containing oil and which could be in contact with the ground during a crash, should be protected by a second cover made from composite materials, e.g. nylon, carbon or Kevlar®. Plates and/or bars from aluminium or steel are also permitted. All these devices must be designed to be resistant against sudden shocks and abrasion and must be fixed properly and securely.

Such protection is mandatory in the Moto2 class.

10. Timing Transponders

- a) All machines must have a correctly-positioned timekeeping transponder, of the correct type for the class entered. The transponder must be supplied or approved by the official Timekeeper and fixed to the motorcycle in the position advised by Timekeeping and approved by the Technical Director.
- b) The transponder must be supplied with power at all times the machine is in pit lane or on the track, including when the engine is switched off by the rider.
- c) The X2 transponder must be mounted at the front of the motorcycle under the radiator to optimize performance and cooling, with a tolerance of 10 cm backwards toward the rear of the motorcycle. The fairing must incorporate a Kevlar window under the Transponder with the following dimensions:

covering the entire profile of the transponder plus 6 cm at the front and 6 cm at the rear, and plus 3 cm on each side. The transponder and Kevlar window must not be covered with metallic tape or other material which inhibits transponder function.
- d) Transponders must be fully functional on the motorcycle as required by the Organiser, including wiring, power supply, and inputs / outputs for data or signals purposes. Where signals are required to be displayed on the motorcycle, the display device (eg. dashboard) must be compatible and fully functional for this purpose, as approved by the Technical Director. Refer to the Appendix, **General: Fig.7** for the current list of signals required to be displayed.

11. Onboard Cameras

- a) Where the Organiser has required a team to carry onboard camera(s) under Art. 1.21.13, such cameras and associated equipment must be carried during all practice sessions and the race, or as requested by the Organiser.
- b) Cameras and other equipment will be supplied to the designated Teams no later than 10h00 on the day preceding the first day of practice at an event.

- c) Teams must give reasonable access and assistance to the company designated for the supply of the camera equipment to facilitate the mounting of the equipment.
- d) Onboard camera equipment must be fitted to the machine following the mounting instructions and only in the location(s) specified by the Organiser. Such fitting details will be communicated to the manufacturers and teams before July of the previous season.
- e) **Any machine not requested by the organisers to carry on-board cameras will instead be required to fit dummy weights in place of the camera equipment. The location and weight of each dummy weight must be identical to each of the officially specified camera positions, transmitter (including weight of all wiring) and battery. The official weight of each item will be fixed by the organisers, with a tolerance of -10grams per dummy weight. Teams are required to supply and fit their own dummy weights, the design and material of which are free.**

12. Safety Lights

All motorcycles must have a functioning red light mounted at the rear of the machine to be used in rain or low visibility conditions as instructed by Race Direction. The team must ensure that the light is switched on whenever a rain tyre is fitted on the motorcycle.

Lights must comply with the following:

- a) lighting direction must be parallel to the machine centre line (motorcycle running direction), and clearly visible from the rear at least 15 degrees to both left and right sides of the machine centre line.
- b) mounted on the seat/rear bodywork approximately on the machine centre line, in a position approved by the Technical Director. In case of dispute over the mounting position or visibility, the decision of the Technical Director will be final.
- c) power output/luminosity equivalent to approximately: 10 - 15W (incandescent) , 0.6 - 1.8 W (LED).
- d) safety light power supply may be separated from the motorcycle main wiring and battery.

2.5.4.3 Brakes

1. Motorcycles must have a minimum of one brake on each wheel that is independently operated.
2. In the Moto2 class, only brake discs of ferrous materials are allowed.
4. In all classes, the proportion of ceramic composite materials in brake discs must not exceed 2% by mass.

Ceramic materials are defined as inorganic, non metallic solids (e.g. Al₂O₃, SiC, B₄C, Ti₅Si₃, SiO₂, Si₃N₄).

5. Motorcycles must be equipped with brake lever protection, intended to protect the handlebar brake lever(s) from being accidentally activated in case of collision with another machine. Acceptable protection includes the fairing extending sufficiently to cover the brake lever, as viewed from the front.

Such devices must be strong enough to function effectively and designed so that there is no risk for the rider to be injured or trapped by it, and it must not be considered a dangerous fitting (at the sole discretion of the Technical Director).

In case the brake lever protection is attached to any part of the braking system (e.g. brake master cylinder), then the brake system manufacturer must officially confirm in writing to the Technical Director that the device does not interfere with the proper brake operation.

6. Anti-lock Brake Systems (ABS) are not permitted. Braking inputs must be powered and controlled solely by the rider's manual inputs. Conventional hydraulic hand/foot controls such as master/slave cylinders for brake systems are allowed (refer also to Art. 2.5.3.8 Control Systems) but no increase or control of brake pressure by electronic or mechanical systems apart from the rider's direct manual inputs are allowed. Specifically, brake systems designed to prevent the wheel from locking when the rider applies the brake are forbidden.

2.5.4.4 Suspension and Dampers

1. Electric/electronic controlled suspension, ride height and steering damper systems are not allowed. Adjustments to the suspension and steering damper systems may only be made by manual human inputs and mechanical/hydraulic adjusters.

2.5.4.5 Fuel Tanks

1. Fuel caps must be leak proof and have a positive closing device.
2. Fuel tank breather pipes must include a non-return valve. Fuel tank breather pipes must discharge into a suitable container, one per motorcycle with a minimum capacity of 200cc.
3. Fuel tanks of all construction types must be filled with fire retardant material or be lined with a fuel cell bladder.

In all classes, fuel tanks made of non-metallic composite materials (carbon fibre, aramid fibre, glass fibre, etc.) must be fitted with a fuel cell bladder, or have passed the appropriate FIM test standards for composite material fuel tanks as described in the FIM Fuel Tank Test Procedure for fuel tank homologation.

Such composite fuel tanks without a fuel cell bladder must bear a label certifying conformity with FIM Fuel Tank Test Standards. Such labels must include the fuel tank manufacturer's name, date of tank manufacture, and name of testing laboratory.

Each manufacturer is requested to inform the FIM/CCR Secretariat of its fuel tank model(s) which have passed the FIM test standards, together with a copy of the fuel tank label.

Full details of the FIM Fuel Tank Test Standards and Procedures are available from the FIM. (<http://www.fim-live.com/en/library/>)

Fuel cell bladders must conform to or exceed the specification FIM/FCB-2005. Full details of this standard are available from the FIM.

4. Except for the case that a fuel tank is fixed on the chassis with bolts, all fuel lines from the fuel tank to the engine/injector system should have a self sealing breakaway valve. This valve must separate at less than 50% of the load required to break any part of the fuel line or fitting or to pull it out of the fuel tank.
6. Refuelling may only be carried out from an unpressurised container, and the motorcycle fuel tank may not be artificially pressurised above atmospheric pressure at any time. It is allowed to vent the fuel tank to the atmosphere via the airbox in order to equalise pressure in the airbox and fuel tank.

2.5.4.7 Bodywork

Refer to the Appendix, General: Fig.1, Fig.2, Fig.3

1. The windscreen edge and the edges of all other exposed parts of the streamlining must be rounded.
2. The maximum width of bodywork must not exceed 600 mm. The width of the seat or anything to its rear shall not be more than 450 mm (exhaust pipes excepted).
3. Bodywork must not extend more than 150 mm beyond a line drawn vertically from the centre of the front wheel spindle and a line drawn vertically at the rearward edge of the rear tyre. The suspension should be fully extended when the measurement is taken.
4. When viewed from the side, it must be possible to see:
 - a) At least 180 degrees of the rear wheel rim.
 - b) The whole of the front rim, other than the part obscured by the mudguard, forks, brake parts or removable air-intake.
 - c) The rider, seated in a normal position with the exception of the forearms.

Notes: No transparent material may be used to circumvent the above rules. Covers for brake parts or wheels are not considered to be bodywork obstructing the view of wheel rims in regard to the above rules.

5. No part of the motorcycle may be behind a line drawn vertically at the edge of the rear tyre.
6. The seat unit shall have a maximum height of the (approximately) vertical section behind the rider's seating position of 150 mm. The measurement will be taken at a 90° angle to the upper surface of the flat base at the rider's seating position, excluding any seat pad or covering. Any on-board camera/antenna mounted on the seat unit is not included in this measurement.
7. Mudguards are not compulsory. When fitted, front mudguards must not extend:
 - a) In front of a line drawn upwards and forwards at 45 degrees from a horizontal line through the front wheel spindle.
 - b) Below a line drawn horizontally and to the rear of the front wheel spindle.

The mudguard mounts/brackets and fork-leg covers, close to the suspension leg and wheel spindle, and brake disc covers are not considered part of the mudguard.

Devices or shapes protruding from the fairing or bodywork and not integrated in the body streamlining (eg. wings, fins, bulges, etc.) that may provide an aerodynamic effect (eg. providing downforce, disrupting aerodynamic wake, etc.) are not allowed.

The Technical Director will be the sole judge of whether a device or fairing design falls into the above definition.

Moving aerodynamic devices are prohibited.

9. The lower fairing has to be constructed to hold, in case of an engine breakdown, at least half of the total oil and engine coolant capacity used in the engine (minimum 5 litres for Moto2). This measurement should be taken with the fairing fitted to the motorcycle, whilst both wheels are on the ground and the motorcycle is upright at 90° to the horizontal.

The lower fairing should incorporate a maximum of two holes of 25 mm. These holes must remain closed in dry conditions and must be only opened in wet race conditions, as declared by the Race Director.

2.5.4.8 Wheel Rims

1. Permitted wheel rim sizes are as follows:

	<u>Front</u>	<u>Rear</u>
Moto2	3.75" x 17" only	6.00" x 17" only

2. In all classes, composite construction wheels (including carbon fibre reinforced, glass fibre reinforced, and similar) are not permitted. The permitted materials for wheel construction are magnesium and aluminium alloys.
3. All wheels must conform to the standards published in the document "FIM Wheels Standard Grand Prix 2015", and be certified by the wheel manufacturer.

(refer to <http://www.fim-live.com/en/library/> Motorcycle Parts Testing Standards)

The following procedures will apply:

- A sample wheel of each different design or model must pass all the tests described in the FIM standards document.
- Every wheel of this design or model must be identified with the model code and a unique serial number, by a permanent marking, which must be visible with the tyre fitted.
- Each individual design or model that has passed the standards tests will be certified by an official document issued by the wheel manufacturer stating that the wheel conforms to the homologation standard: FIM Wheels Standard Grand Prix 2015.
- A copy of this compliance certificate must be sent to the MotoGP Technical Director (Danny Aldridge danny@irta.org.uk) and to the FIM International Technical Commission (CTI) coordinators (Charles Hennekam charles.hennekam@fim.ch or Erica Manfredi erica.manfredi@fim.ch).

A copy of this certificate must also be provided to customers together with homologated wheels purchased.

2.5.4.9 Tyre restrictions

1. In all classes, only tyres from the official appointed tyre supplier for each class may be used in a Grand Prix event, including official tests.

The official tyre supplier will provide sufficient tyres for all riders entered in the event.

The tyre specifications available at each event will be determined by the tyre supplier. Identical tyres of each specification for the relevant class and/or designation must be available to every rider, and the total quantity of tyres will be the same for every rider.

Tyres must be used according to the advised parameters which are agreed in consultation with the official tyre supplier, the Technical Director and the Organisers. Parameters may include pressure, temperature, or other usage guidelines. Teams must comply with requests by the Technical Director, his staff, and the official tyre supplier to check tyre parameters at any time, **which may include tyre pressure and/or temperature data from the datalogger**. To ensure compliance, the use of tyre pressure sensors on all rear wheels used for slick tyres is mandatory. Tyre pressure must be logged and the Technical Director

and his staff may request tyre pressure data from the team at any time. Refer also to Art. 2.5.3.5.17).

The use of any device on the wheel to adjust the tyre pressure whilst on track is prohibited.

Riders or teams found to be using tyres outside of these operating parameters may be subject to penalties. The decision of the Technical Director, in consultation with the official tyre supplier, will be final.

2. During the two days prior to the start of official practice, the tyre supplier must provide to the Technical Director details including specifications, quantities and the identification markings of the tyres available for that event.

The Technical Director and staff will allocate the tyres available for the exclusive use of each entered rider (as described in Article 2.5.4.9.3). The allocation of individual tyres will be made on a random basis with no involvement of any representative from the tyre supplier, teams or riders.

In the case of a rider change after the final tyre allocation has been made, the replacement rider must use only the tyres allocated to the original rider.

3. For Grand Prix race events, each rider will be restricted in the quantity and specification of tyres that they may use at a single race event as follows:

B. Moto2 Class

During all practice sessions, warm up and the race a maximum of 17 slick tyres, specifically:

Front slick tyres:

8 front tyres, comprised of the two standard specifications only.

Rear slick tyres:

9 rear tyres, comprised of the two standard specifications only.

For both front and rear tyres, the specifications available at each event and the quantity of each specification allocated to each rider will be determined solely by the Official tyre supplier. All riders will receive equal allocations.

Rain tyre quantities are not restricted, however only the current specification of rain tyres from the Official tyre supplier may be used. The tyre supplier undertakes to have available 3 sets of rain tyres (4 sets in case every practice session is declared wet) per rider. Tyres of the correct specification retained by the team from previous events may be used.

4.
 - a) Riders may use only the tyres allocated for his/her exclusive use (as described in Article 2.5.4.9.3).
 - b) Tyres will be individually identified and may not be exchanged between riders, including between team-mates, and may not be exchanged by the tyre supplier after allocation, except with the permission of the Technical Director (for example, under Article 2.5.4.9.8).
 - c) Tyres may not be materially altered in any way after allocation, such as hand-cutting and any other action or treatment that will alter the tyre's performance (with the exception of the use of tyre warmers), unless deemed necessary by the tyre manufacturer. Such alterations may be performed only by or under the supervision of the tyre manufacturer's representative, and shall be made available equally for all riders.
5. Each allocated tyre must be marked with its specification and carry an official identification label with a unique serial number. In the event of damage to or loss of the official label, the tyre company must be able to satisfy the Technical Director as to the tyre's specification. Tyres may be checked for compliance at any time, before or after use.
6. In the case of an interrupted race, a rider must use tyres from his allocation of marked tyres for the restarted race.
7. In the unlikely event of a tyre being accidentally damaged before it is used (for example during the fitting process) and deemed to be unusable by the Technical Director, it may be replaced with a tyre of the same specification with the permission of the Technical Director. Such replacement tyres will be marked and included in the allocation of the rider concerned. The damaged tyre will be removed from the allocation and may not be allocated again.

Once it is used (i.e. has exited pit lane) a tyre may not be replaced because of damage or defect, except if all the following conditions apply:

- a) The tyre supplier must confirm to the Technical Director that the damage is solely due to a manufacturing defect or fitting problem (i.e. out of the team's control), and not due to any other reason such as impact, cut, abrasion or accident.
- b) The tyre supplier must confirm to the Technical Director that the damage is significant enough to deem the tyre unsafe to use.
- c) Tyres that are deemed to have covered more than 2/3 of race distance will not be considered for replacement. The determination of distance covered will be the sole decision of the Technical Director in consultation with the tyre supplier, and the team may be required to submit information such as lap charts and logger data to support a claim.

In determining whether a replacement will be allowed the decision of the Technical Director will be final.

- d) If a replacement tyre is granted, it must be of the same specification as the damaged tyre and selected at random by the Technical Director and/or his staff.
8. Should an exceptional and unpredictable safety problem arise for the tyre supplier during an event, so as to prevent riders from safely competing in the race, then the tyre supplier must inform the Technical Director and Race Direction of the problem as soon as possible.

A re-allocation of suitable tyres may be made under the supervision of the Technical Director. Such allocated tyres will be the same specification(s) and quantities for all riders, the quantity being determined by the tyre supplier in consultation with the Technical Director.

9) Tests, Moto2 Class:

- D) For all winter and post-race tests, each rider will be restricted in the quantity and specification of tyres they may use at a single test. The tyre supplier will determine the number of specifications and quantities it will bring to each test. Every rider present will receive the same allocation of standard tyre specifications and quantities.

The tyre supplier may choose to provide additional tyres of a different specification, for tyre development purposes. The allocation of any development tyres will be solely at the discretion of the tyre supplier.

2.5.4.10 Numbers and Backgrounds

1. The racing number must be affixed to the front of the motorcycle fairing in a central position. Rear or side numbers are optional.
2. Numbers should be a minimum height of 140 mm.
3. Numbers must be easily legible, in a clear simple font and contrast strongly with the background colour.

In the Moto2 class, numbers must be of one single colour which contrasts strongly with the background colour. A small outline in a different colour is permitted. Two-digit numbers must have a separation (min. 10 mm) between digits so the background colour is visible between digits. Reflective finishes (eg. silver, gold, etc.) are not permitted.

4. Backgrounds must be of one single colour over an area large enough to provide a minimum clear area of 25 mm around the numbers.

In the Moto2 class reflective finishes (eg. silver, gold, etc.) are not permitted.

5. In the Moto2 class, teams with more than one rider must differentiate between the riders by using different number and/or background colours.
6. In case of a dispute concerning the legibility of numbers, the decision of the Technical Director will be final.

2.5.5 General

2.5.5.1 Fuel and Oil

1. All motorcycles must be fuelled with unleaded petrol, which must comply with the FIM Grand Prix specification for each racing class.
2. Unleaded petrol will comply with the FIM Grand Prix specification if:
 - a) It has the following characteristics:

Property	Units	Min.	Max.	Test Method
RON		95.0	102.0	ISO 5164
MON		85.0	90.0	ISO 5163
Oxygen	% (m/m)		2.7	ISO 22854
Benzene	% (v/v)		1.0	ISO 22854
Vapour Pressure (DVPE)	kPa		90	EN 13016-1
Lead	mg/L		5.0	EN 237
Density at 15 °C	kg/m ³	720.0	775.0	ASTM D 4052
Oxidation Stability	minutes	360		ASTM D 525
Existent gum	mg/100 mL		5.0	EN ISO 6246
Sulphur	mg/kg		10	ASTM D 5453
Nitrogen	% (m/m)		0.2	ASTM D 4629
Copper Corrosion	Rating		Class 1	ISO 2160
Distillation:				
At 70 °C	% (v/v)	22.0	50.0	ISO 3405
At 100 °C	% (v/v)	46.0	71.0	ISO 3405
At 150 °C	% (v/v)	75.0		ISO 3405
Final Boiling Point	°C		210.0	ISO 3405
Residue	% (v/v)		2.0	ISO 3405
Olefins(*)	% (v/v)		18.0	ISO 22854
Aromatics(*)	% (v/v)		35.0	ISO 22854
Total di-olefins	% m/m		1.0	GCMS / HPLC GCMS / HPLC
Appearance		clear and bright		visual inspection

All test methods include a precision statement. In cases of dispute, the procedures for resolving the dispute and interpretation of the results based on test method precision, described in ISO 4259, shall be used.

- b) The total of individual hydrocarbon components, containing only hydrogen and carbon, present at concentrations of less than 5% m/m must be at least 30% m/m of the fuel.

Compliance with the compositional regulation is calculated on the following basis:

$$A = 100 - B - C$$

where:

A is the total concentration (in % m/m) of individual hydrocarbon components present at concentrations less than 5 % m/m,

B is the total concentration (in % m/m) of oxygenates present in the fuel, and

C is the total concentration (in % m/m) of individual hydrocarbon components present at concentrations greater than 5% m/m.

The test method will be gas chromatography.

- c) The total concentration of naphthenes, olefins and aromatics in each carbon number group will not exceed the limits given in the following table.

% m/m	C4	C5	C6	C7	C8	C9+
Naphthenes	0	5	10	10	10	10
Olefins	5	20	20	15	10	10
Aromatics			1.2	35	35	30

Bicyclic and polycyclic olefins are not permitted. The fuel must contain no substances which are capable of exothermic reaction in the absence of external oxygen.

- d) Only the following oxygenates will be permitted:

Methanol, Ethanol, Iso-propyl alcohol, Iso-butyl alcohol, Methyl tertiary butyl ether, Ethyl tertiary butyl ether, Tertiary amyl methyl ether, Di-isopropyl ether, n-Propyl alcohol, Tertiary butyl alcohol, n-Butyl alcohol, Secondary butyl alcohol.

- e) Manganese (<1 mg/L), lead (<5 mg/L), iron (<5 mg/L) and nickel (<5 mg/L) additives are not permitted above these limits.
 - f) In the Moto2 class, oil for engine lubrication will comply with the FIM Grand Prix Moto2 specification if it matches the reference Gas Chromatography fingerprint(s) for the official oil(s) of the relevant class, established by the appointed oil supplier.
 - g) In the Moto2 class, the fuel and oil specification will be determined by the appointed fuel supplier and oil supplier in consultation with the Organisers and the official engine supplier and may be changed at any time by mutual agreement.
- 3) Moto2 class fuel and oil:
- a) Only fuel from the appointed fuel supplier is permitted. This fuel will be available at all official events, and will conform to the FIM Grand Prix specification. Use of this fuel without any addition or alteration is mandatory.
 - b) Only engine oil from the appointed oil supplier is permitted. This oil will be available at all official events and will conform to the FIM Grand Prix specification for the relevant class. The use of the official oil without any addition or alteration is mandatory. The Technical Director may require that an oil sample be taken from any team or machine at any time.

5. Fuel and Oil Approval

1. All fuel in use in the Championship must be approved prior to the race in which the fuel is to be used. Fuel companies supplying petrol to participating teams must submit ten litres (2 x 5 L) to the laboratory appointed by the FIM/Dorna for analysis in accordance with the specification. Providing the petrol is within the specification, a certificate containing a test report number will be issued. The test report number must be given to the appropriate teams before they take part in a race.
2. All companies supplying oil, for engine lubrication in the Moto2 class, to participating teams must submit two litres (2 x 1 L) of the oil to the laboratory appointed by the FIM/Dorna for approval. If the oil conforms to the specifications, a certificate will be issued. The test report number given on the certificate must be supplied to teams which intend to use the oil.

3. During Thursday's technical control, each team will declare the certificate test report numbers corresponding to the petrol and oil to be used. This information will be entered in the Technical Control Book of each motorcycle at every Grand Prix.

Therefore, the fuel which is to be used must be approved by the Thursday afternoon before the race in which the fuel is to be used.

4. When a fuel sample is requested at any Grand Prix Circuit, either during practice, warm up or following the race, the certificate test report numbers corresponding to the petrol and oil used must be declared to the Grand Prix Technical Director by the team. Failure to provide the correct number may result in a penalty.
5. Each fuel and/or oil Company will be responsible for payment to the laboratory for these batch analyses costs and establishment of the basic fingerprints.
6. Fuel and Oil Sampling and Testing
 1. The Grand Prix Technical Director will appoint a senior Technical Scrutineer to take responsibility for the administration and supervision of the fuel sampling procedure.
 2. Motorcycles selected for fuel controls will usually be amongst the first three finishers, and will be directed to the "parc fermé" for technical controls.
 3. Other finishers may be chosen at random for fuel controls. A Technical Scrutineer will be posted at the entrance to the pit box of the selected rider(s) whose machine must immediately accompany the Technical Scrutineer to the technical control area or "parc fermé".
 4. The fuel to be tested will be transferred into two bottles, "A" and "B" identified by reference to the rider, team and machine from which the sample was taken. The bottles will be closed, sealed and labelled by the Technical Director and/or Technical Scrutineer.
 5. Only new bottles will be used for the fuel samples and only new materials will be used to transfer the fuel.
 6. The Fuel Sample Declaration form will be filled out immediately, containing all necessary information, including the riders and machines identity, date and place of fuel sampling. A responsible team member will sign this declaration, after verifying that all the information is correct.

7. Sample “A” will be sent to the official appointed laboratory, accompanied by a copy of the Fuel Sample Declaration form. The fuel sample will be compared with the approved petrol and oil using gas chromatography. If necessary the concentration of other elements, including lead, manganese, iron, nickel, nitrogen and oxygen may be measured at the request of the Technical Director to ensure that octane and power boosters have not been added.

If any observed deviations of the GC curve indicate that they are due to mixing with one other fuel, which has been approved by the FIM/Dorna for use by the team, the fuel sample will be deemed to comply, provided the fuel sample still falls within FIM Grand Prix specification as described in Article 2.5.5.1.2.

Costs for the analyses of sample “A” will be paid by FIM/Dorna.

8. Sample “B” will be handed over to the FIM designated storage facility for safeguarding in case of protests and/or requirement of a counter analysis by the appointed laboratory. Costs for the analyses of sample “B” will be paid by the team concerned.
9. Both samples will be transported by an authorised courier.
10. The laboratory must deliver the results of the fuel sample analyses to the Grand Prix Technical Director, with a copy to the FIM, as soon as possible after receipt of the samples.
11. In the case of non-conformity, the Technical Director must notify, as soon as practical after receipt of the results, the FIM, the Grand Prix Race Direction and the rider/team representative concerned.

Within 48 hours of the receipt of the notification of the results of the laboratory test of sample “A”, the team must notify the FIM and the Technical Director if counter-expertise is required (or not required) for sample “B”.

The Race Direction will take a decision at the Grand Prix event immediately following the notification of the results of the final expertise. Any appeal against the decision of the Race Direction will be heard by the FIM Stewards appointed for the Grand Prix event at which the Race Direction decision is taken.

If there is no more Grand Prix following the notification of the results of the final expertise, the Race Direction will take a decision as soon as practical. Any appeal against the decision of the Race Direction will be heard by the FIM Stewards appointed by the FIM for this specific task.

12. The director of fuel analysis at the official laboratory must confirm to the Technical Director that the identification and the seal status of the “B” sample is correct before any B sample analysis is carried out.
13. Failure of the sample to comply to approved petrol and/or the addition of octane and power boosters, as described in Article 2.5.5.1.6.7, will automatically result in the disqualification of the competitor from the entire meeting.

The result of the competitor’s fuel sample analysis (“A” or “B” sample) more favourable to the competitor will be taken into account.

14. In the Moto2 class, the above fuel sampling and testing procedure will apply to engine oil also. In the case that the oil sample does not comply with the relevant specification as described in Art. 2.5.5.1.2.(f), the Technical Director will inform Race Direction who may impose a penalty.

7. Fuel Temperature

In the Moto2 class fuel on the motorcycle must not be below the prevailing ambient temperature, as measured by the Technical Director. Other than a simple removable fuel tank cover, the use of any device on the motorcycle to artificially decrease the fuel temperature below ambient temperature is forbidden.

8. Fuel Handling Safety

- The use of anti-static mats and grounding wrist straps is mandatory when filling fuel containers used for transferring fuel to motorcycles.
- The use of approved fuel fillers/fuel dumps is mandatory when adding fuel to motorcycle fuel tanks.
- All fuel handling equipment must be approved by the Technical Director.

2.5.5.2 Rider's Safety Equipment

1. It is compulsory that each contracted rider must begin each race event with at least two complete sets of undamaged safety equipment. A complete set of safety equipment shall contain:

- Helmet
- Leather Suit, 1-piece
- Gloves
- Boots
- Back Protector
- Chest Protector

The equipment must be worn, correctly fastened, at all times during on-track activity.

2. Safety Equipment Control

a) At Technical Control at the first race of the season, one complete set of undamaged safety equipment (as listed in Art. 2.5.5.2.1) must be presented and checked for the following:

- Helmet: a marking indicating certification to one of the helmet standards listed in Art. 2.5.5.2.3.a).
- Leather Suit, Boots, Gloves: the model names of each of these items must correspond to the Self Certifications previously supplied to the Technical Director.
- Back Protector: a marking indicating certification to EN1621-2:2014 or to prEN1621-2:2010.
- Chest Protector: suitability as determined by the Technical Director.

b) At any time during the season, the Technical Director may request a piece of rider's equipment in order to check that it meets the requirements listed in Art. 2.5.5.2.3. The item of equipment will be sent to the official appointed laboratory for testing. Supply of equipment and test results as follows:

- The manufacturer of the equipment may be asked to supply a duplicate item of equipment for testing.
- Equipment damaged after an accident may be taken and tested on an undamaged portion.

- In the event that the item tested fails to meet the required standard, the manufacturer may request a further test, at their cost, on a duplicate item of used equipment.
- In the event that the first test and/or optional retest are still negative, the Self Certification provided by the manufacturer will be suspended and the manufacturer shall have 30 days to rectify the problem and demonstrate this.
- In the event that the problem is not rectified in this time, the manufacturer shall not be permitted to supply any new equipment of the failed type.

3. FIM Rider's Equipment Minimum Requirements (REMR)

a) Standards for Helmet and Visor

Refer to the Appendix, General: Fig.6

- Helmets must be of the full face type and conform to at least one of the following recognised International Standards, and be labelled as such:

EUROPE	ECE 22-05 (only "P" type)
JAPAN	JIS T 8133:2007 (valid until 31.12.2019) JIS T 8133:2015 (only "Type 2 Full face")
USA	SNELL M 2010 (valid until 31.12.2019) SNELL M 2015

- Visors must be made of a shatterproof material.
- Disposable visor "tear-offs" are permitted.
- A protective lower face cover must be present and must be not detachable, not moveable and made of the same material of the shell.
- Helmets constructed with an outer shell made of more than one piece are not permitted (e.g. they must not contain any seam).
- A retention system with a strap and the double D ring closing system is recommended.

b) Certification for Leather Suit, Gloves, Boots, Back Protectors

All rider's safety equipment must comply with the requirements detailed in Art. 2.5.5.2.3.c) Sections i to vi, below. The following procedures will apply:

- A sample of each different design or model must pass all the tests described in the FIM Standards, Table 1 below.

Every example of this design or model must be identified with the model code by a permanent marking.

Each individual design or model that has passed the standards will be self-certified by the manufacturer, using the official document, stating that the item conforms to the FIM homologation standard.

- A copy of this Certificate must be sent to the MotoGP Technical Director (Danny Aldridge, danny@irta.org.uk) and to the FIM International Technical Commission (CTI) coordinators (Charles Hennekam charles.hennekam@fim.ch or Erica Manfredi erica.manfredi@fim.ch). A copy of this certificate must also be provided to the customers purchasing the equipment.
- For leather suits only, the manufacturer must complete and maintain the 'Riders Race Suit Database' file for each of their riders.
- This database must be submitted to the MotoGP Technical Director, and updated each time a leather suit is supplied to or withdrawn from a rider.
- The Technical Director and the rider also have the right to withdraw a race suit from the database.

c) Standards for Leather Suit, Gloves, Boots, Back & Chest Protectors

i) Leather Suit

- Shall be constructed from leather or an equivalent material which satisfies the requirements of Table 1, column 1.
- The use of abrasion-resistant stretch material is permitted up to a maximum of 50% of the surface area, provided that the requirements of Table 1, column 2 are met.

- Shall contain armour certified to EN1621-1:2012 in the shoulders, elbows, knees, and legs.
 - **Note that from the 2018 season it will be mandatory for leather suits to be fitted with an Airbag system. Complete technical regulations including standards and certification procedures will be issued during the 2017 season.**
- ii) Gloves
- Shall be constructed from leather or an equivalent material which satisfies the requirements of Table 1, column 3.
 - Shall have a cuff length sufficient to overlap the leather suit by at least 50 mm.
 - Shall have a means of fastening to secure them to the hand (an elastic closure alone is not acceptable).
 - Shall have suitable knuckle protection.
- iii) Boots
- Shall be constructed from leather or an equivalent material which satisfies the requirements of Table 1, column 4.
 - Flexing zones are permitted up to a maximum of 40% of surface area, provided that they comply with the requirements of Table 1, column 5.
 - Shall have a minimum height sufficient to overlap the leather suit by at least 70 mm.
 - Shall have a means of fastening to secure them to the foot (a slip-on boot is not acceptable).
- iv) Back Protector
- Must be certified to EN1621-2:2014 or prEN1621-2:2010.
 - May be full back or central back configuration.
- v) Chest Protector
- Must be made of suitable material and strength for its purpose.
 - The decision of the Technical Director will be final on the approval of the chest protector.

vi) Marking

- When an equipment manufacturer has tested and proven that the safety equipment in question meets the relevant requirements in paragraphs i) to vi) above, and Table 1 below, they shall attach a permanent marking stating the model number of the product.
- The marking of race suits must additionally contain a unique serial number.

Table 1.

Material Properties

TEST	Test Method	1	2	3	4	5
		Suit Leather or main material	Suit Stretch Areas	Gloves Palm & Back Areas	Boots All Areas	Boots Flex Areas
Tear	ISO 3377-1 or EN388 (N)	≥50	≥50	≥30	≥100	≥60
Abrasion	EN388 (cycles)	≥600	≥400	≥300	≥800	≥500
Seam	EN13935-1 (Suit, Boot) EN13594 (Gloves)	≥12	≥12	≥8	≥15	≥15

4. Post-crash Riders Safety Equipment Check

After a crash the Technical Director may at his discretion request that the rider's safety equipment is checked prior to the start of the following practice session, warm up or race.

In the event that any item of equipment is considered, by either the Technical Director or the representative of the manufacturer of the item, to be too damaged for use on track, the rider will be required to replace or repair the item before being permitted on track.

Any question concerning the condition and suitability for use of the riders safety equipment shall be decided by the Technical Director, who may consult with the manufacturers of the product before making a final decision.

5. Wild Card Riders Safety Equipment

For Wild Card entries, the helmet and visor must meet the required standards and be certified and labelled as such.

Any other safety equipment which does not show a homologated model number and serial number will be subject to approval for use by the Technical Director.

2.5.5.3 Procedures for Technical Control

1. At each circuit an area must be designated as the Technical Checking Area. In this area, under the control of the Chief Technical Scrutineer and the supervision of the Technical Director, suitable equipment will be installed to conduct the various tests viz:
 - i) Equipment for measuring the noise of the motorcycle.
 - ii) Weighing scales with check weights for calibration purposes.
 - iii) Instruments for measuring engine capacity.
 - iv) Instruments and gauges as necessary for measuring other dimensions and criteria specified in the Technical Regulations.
2. The technical control procedure will be carried out in accordance with the schedule set out in the Regulations. The technical scrutineers must be available throughout the event to check motorcycles and equipment as required by the Technical Director.
3. Presentation of a machine will be deemed as an implicit statement of conformity with the technical regulations. Responsibility for the preparation of the machine to comply with all technical and safety regulations rests with the team.
4. A rider's presence at the initial technical control is not mandatory, except in the case of the Moto2 class when the rider must be present for a weight check together with his helmet and all protective clothing.
5. Motorcycles will be inspected under the name of the team and at the initial technical control each motorcycle will be registered by the technical scrutineers who will prepare a technical control card to record technical specifications, check results and the riders in that team entitled to use the motorcycle.

- 6 At the initial technical control the technical scrutineers should inspect the motorcycle to record technical details including weight (plus rider weight in the Moto2 class), noise level and may also check the motorcycle for technical compliance with other aspects of the Regulations, as requested by the Technical Director.
- 8 At each event, at the conclusion of technical control procedures prior to the first practice, the technical scrutineers will place a small sticker on the motorcycle indicating that it has been registered for use by the team's rider(s) for that race and passed the technical control procedures.
9. The Chief Technical Scrutineer will prepare a report on the results of technical control which, will be submitted to the Event Management Committee via the Technical Director.
- 10 The technical scrutineers should re-inspect any machine that has been involved in an accident, and if necessary to issue a new technical control sticker for a rebuilt machine. This would normally be carried out at the pit of the rider concerned. The team has sole responsibility for any repairs carried out, and to determine when the machine is fit for further use.
- 11 The technical scrutineers must be available, based on instructions from the Technical Director, to re-inspect any motorcycle for technical compliance during the meeting or after the race and to supervise inspection of a motorcycle following a protest on a technical matter.
- 12 At the end of the race, the Chief Technical Scrutineer will ensure that the motorcycles placed in the first three positions, plus any other motorcycles designated by the Technical Director, are placed in the Check Area for a period of 60 minutes pending any protest.

The motorcycles may be checked for compliance with **any of the FIM Grand Prix technical regulations**, and any other technical requirement **at the discretion of**, under the control of and as requested by the Technical Director.
13. The Technical Director may require a team to provide such parts or samples as he may deem necessary.

14. In the case that a machine fails post-qualifying or post-race technical checks due to damage or technical issues on-track, the following protocol will apply, always at the sole discretion of the MotoGP Technical Director.

a) Machines under the minimum weight limit due to:

iii) Loss of fluid.

- If the Technical Director has verified that there is physical evidence of fluid loss due to an incident or mechanical issue on track, he may approve the fluid to be replenished to the levels as declared by the Manufacturer at the start of the season.
- If it is necessary to replace a damaged part to accommodate the fluid (eg. radiator), this will be permitted only under the supervision of the Technical Director who will confirm that the new part is identical to the damaged part. In the MotoGP class, the Technical Director may require that the replacement part is taken from the rider's second machine.

iv) Loss of material or parts.

- If the Technical Director has verified that the machine has lost a part or material due to an incident or mechanical issue on track, he may approve the replacement of the part(s) with the following conditions:
- The Technical Director must verify that any new parts are identical to the original.
- In the MotoGP class the Technical Director may require that the rider's second machine be used as a reference, and replacement parts may be requested to be taken from this second machine.
- If the Technical Director determines that there is insufficient physical evidence to prove that a part or material is missing, then the original part must be found before it can be replaced.
- Missing ballast weights will only be permitted to be replaced if they are found and returned to Technical Control by the Organisers.

b) Machines exceeding the maximum noise levels:

- If the Technical Director is satisfied that there is sufficient physical evidence of damage or loss due to an incident or mechanical issue on track, he may approve the replacement of the missing or damaged exhaust parts, and the machine to be re-tested.
- In the MotoGP class the Technical Director may require that the exhaust parts from the rider's second machine be used for such replacement.

2.5.5.4 Noise Tests

1. Noise tests must be conducted in an open area with a space of at least 10 metres between the motorcycle being tested and walls or other obstacles. There should be a minimum amount of ambient noise in the area.
2. The measuring equipment must be calibrated prior to the test and recalibrated at regular intervals.
3. The measuring equipment should be placed 50 cm from the end of the exhaust pipe and at 45 degree angle to the pipe either to the side or above.
4. The maximum noise levels at all times are:

Moto2: 115 dB/A

For convenience, the test may be conducted at a fixed RPM.

	1 cylinder	2 cylinders	3 cylinders	4 cylinders
Moto2	5,500 rpm	5'500 rpm	5'500 rpm	5'500 rpm

2.6 Moto3 Class Technical Regulations

Refer to Article 1.11.11 for regulations concerning entry and supply conditions for Moto3 Manufacturers, and equipment ordering for Moto3 teams.

2.6.3 Engines

2.6.3.1 Engine Description

1. Engines may operate on the reciprocating piston four stroke principle only.

The normal section of each engine cylinder and piston in plan view must be circular. Circular section cylinders & pistons are defined as having less than 5% difference in the diameter measured at any two points.

2. Engines must be normally aspirated.
3. Cubic capacity of the engine will be defined by the swept volume of the cylinder, ie. the area of the bore of the cylinder multiplied by the stroke, multiplied by the number of cylinders.

No tolerance on capacities is permitted.

Engine capacity will be measured at ambient temperature.

Moto3 Class Engines

11. **Maximum engine RPM in acceleration is controlled by the official ECU*. The RPM Limiter strategy target is set at 13,500 rpm.**
12. **Moto3 Class engine valves.**
 - Valve timing system drive must be by one chain. An intermediate drive gear which rotates on only one axle or rotation centre is allowed in the system (refer to the Appendix, **Moto3**: Fig.1 for some examples of permitted systems).
 - **Only reciprocating inlet and exhaust valves are permitted, with a maximum of 2 valves each for inlet and exhaust.**

2.6.3.2 Engine Supply

21. Moto3 Engine Definition and Homologation

- a) The engine is defined as the complete engine including intake system (throttle body, injectors), and one complete transmission. “Complete engine” here means ready to undergo the Initial Mapping procedure (refer to Art. 2.6.3.5.24, therefore including necessary sensors and electrical items to run for calibration (e.g. spark plugs, pickups, idle bypass motor [if used], etc.).
- b) Each engine manufacturer may homologate a maximum of two different engine specifications per season. Manufacturers must supply all permanent contracted riders with the same specification engines, the second specification (if any) is intended for Wild Card entries only.
- c) Wild Card entries may use engines from any manufacturer currently competing in the FIM Grand Prix World Championship Moto3 Class or the FIM CEV Moto3 Junior World Championship, provided such engines meet the current FIM World Championship Grand Prix regulations.

Such engines may be a currently homologated engine or any previously homologated engine from the 2014, 2015 or 2016 seasons of the relevant championship, provided such engines meet the current FIM World Championship Grand Prix regulations.

In every case, Wild Card entries must declare to the relevant manufacturer the specification of engine they wish to use, to ensure it is compatible with the manufacturer’s homologated ECU mapping for that event. The Wild Card entry must present to the Technical Director written proof of approval from the manufacturer at pre-event technical control.

- d) For contracted and Wild Card entries, only homologated engines and parts may be used in GP events.

22. Moto3 Engine Availability

- a) Any manufacturer entering the championship must supply a minimum of 6 riders with engine packages and spare parts for the season.

- b) Each engine manufacturer must undertake to supply sufficient engine **packages** and spare parts to supply up to 14 riders per season if requested. The following conditions apply:
- i) This requirement may be adjusted by the Organiser, subject to agreement by the Moto3 Manufacturers, in special circumstances (eg. a new manufacturer entering for the first time).
 - ii) The minimum supply number may be comprised of complete motorcycles or separate engines. Manufacturers supplying complete motorcycles must allow their customers to also purchase spare complete engines and parts as necessary to complete the season.
 - iii) Engine supply requests which comply with the manufacturer's requirements for payment and terms, will be noted in chronological order to determine the first officially accepted requests up to the minimum requirement.
 - iv) This minimum supply applies to each separate engine specification (according to Art. 2.6.3.5.24) offered by the manufacturer.
 - v) Lead-time of complete engines is a maximum of 4 calendar months regardless of quantity. Lead-time starts from the official order receipt or the completion date of the engine entry procedure (see Art. 2.6.3.5.24 above), whichever is the later.

23. Moto3 Engine Price

- a) The maximum price of a single engine must not exceed 12,000 Euros (twelve thousand Euros). No optional parts or service contracts may be used to circumvent this price limit.
- b) For contracted riders, the manufacturer undertakes to supply customer teams with a "Moto3 Engine **Rental Package**" for the season for which it may charge a maximum of 60,000 Euros (excluding VAT, excluding freight) per rider. The Moto3 Engine **Rental Package** will be comprised of:
 - 6 engines, without throttle bodies, without gearboxes
 - 2 throttle bodies
 - **2 complete gearboxes**

Additional gearboxes will be rented separately as the team requires. Teams may **rent** up to a maximum of **2** complete gearboxes per contracted rider per season at a capped price of **2,500** Euros each. Any additional gearboxes **rented** will be charged as per the Manufacturer's approved price list.

- c) As an exception to clause b) above, for engine manufacturers in their first season of Moto3 the maximum number of engines per rider per season is 8 (Art. 2.6.3.3.11.b). Therefore first-time manufacturers may charge a maximum of 79,000 Euros (excluding VAT, excluding freight) per rider for the Moto3 Engine Rental Package comprised of:

- 8 engines, without throttle bodies, without gearboxes
- 2 throttle bodies
- **2 complete gearboxes**

Additional gearboxes will be rented separately as the team requires. Teams may **rent** up to a maximum of **2** complete gearboxes per contracted rider per season at a capped price of **2,500** Euros each. Any additional gearboxes **rented** will be charged as per the Manufacturer's approved price list.

24. Moto3 Engine Allocation and Verification

- a) Engines, **throttle bodies and gearboxes**, will be rented by the manufacturer to the team and remain the property of the **manufacturer, with the teams returning the engines, throttle bodies and gearboxes to the manufacturer at the end of the season.** However engine distribution will be controlled by the Organiser to ensure equality of specification.
- b) Manufacturers will deliver the **engines (minimum of 2 engines per rider in the first batch)**, in a schedule approved by the Technical Director prior to the season, **and respecting the regulations for the maximum number of engines per rider per season.** The delivery schedule will also include one additional engine for verification purposes, plus sufficient spare engines (**number decided by the manufacturer and approved by the Technical Director**).



- c) The engines will be sealed by the Technical Director and staff, who will randomly select engines for delivery to the teams supplied by each manufacturer. Spare engines will also be sealed ready for distribution as required.
- d) The Technical Director and his staff will randomly select one of the engines from the first batch to be sealed and held as the sample engine.

When **subsequent batches** are delivered the Technical Director and his staff will randomly choose one engine from each batch to be opened and checked for conformity with the sample engine.

After a batch is confirmed to be the correct specification, the engines in that batch will be sealed and randomly allocated to the teams. No protests against engine specification will be accepted for such confirmed and sealed engines.

The engine opened for verification may be reassembled under supervision of the Technical Director and staff, or the manufacturer may choose to withdraw it from the allocation.

- e) **The manufacturer will decide whether engines delivered will be new or rebuilt, and if rebuilt the manufacturer has complete discretion over which parts are replaced in the rebuilding process. All engines must comply with the homologation regulations.**
- f) **The manufacturer will undertake to deliver their batches of engines in equal numbers to each of its riders at the same time. When necessary to remove engines from rider's allocation, this will be done in equal numbers from each rider, such that each rider will always have at least two usable engines available to them at any time. However, if an engine is withdrawn due to mechanical problems, it may be replaced as a one-off delivery from the manufacturer's supply of spare engines.**

25. Moto3 Engine Maintenance and Updates

- a) Maintenance and rebuilding of engines by teams is not permitted. Engines will be delivered to the team with official security seals in place.
- b) Optional and aftermarket parts are not permitted, except for parts that can be changed without removing the official engine seals. For such parts the homologation, supply and price rules described in Art. 2.6.3.2.26 will apply.
- c) In case of a proven, documented reliability or safety issue (eg. a faulty batch of parts), a manufacturer may apply to the Grand Prix Commission to allow replacement parts to be fitted to rectify the problem. If approved, teams may not be charged, and engine power performance may not be altered in any way.

26. Moto3 Parts Supply

- a) Each engine manufacturer must submit a price and lead-time list of all the parts of the engine which may be changed (ie. those parts outside of the official security seals). The list must include:
 - a complete engine minus throttle body and transmission parts.
 - a separate “Gearbox Update” price list for any updated gearbox parts introduced during the season (see 2.6.3.2.27.b below). For gearbox specification updates only, the list must be for a complete gearbox where the total of all parts does not exceed **2,500 Euros**.
 - It is permitted to list multiple manufacturers for sensors on the official parts list. The sensor package price must not cause the total engine or chassis price to exceed the price cap, and the sensor list must be finalised by the close of technical control at the first event of the season.
- b) This price list is subject to approval by the Organiser and the manufacturer may not charge more than these published prices. Approval is based on the prices and lead-times being in line with current market norms for these parts and technologies.

- c) Only parts on the relevant manufacturer's parts list may be used. Any alternative brand or supplier of a part must be approved by the engine manufacturer and that part added to the manufacturer's official parts list.
- An exception is made in the case of a Back-Torque-Limiter clutch assembly (BTL or Slipper Clutch). This may be offered as an alternative to the original clutch assembly by the manufacturer, or supplied to teams by a third-party (aftermarket) supplier. In each case the maximum price for the clutch assembly is 1,500 Euros (excluding VAT, excluding freight). Any third-party supplied clutches must first be approved by the Technical Director (such approval will include submission of a detailed parts price list), and when first introduced must be available to at least the same number of riders as in Art. 2.6.3.2.22 above.
- d) Updates to parts on the list are permitted, but must be approved by the Technical Director and added to the official published parts list. Price and lead-time for updated parts must not be more than those for the original parts in the manufacturer's approved parts list. Updated parts must be available to all customers at the same time, and may not be used until the manufacturer has the required availability.

27. Moto3 Engine and Parts Updates

Updates to the specification of engines or engine parts are not permitted during the season, with the following exceptions.

- a) Throttle body specification may be updated once per season. If updated, one of the updated units must be supplied free of charge, and at the same time, to each of the contracted riders supplied by that manufacturer. Any additional units ordered by the teams will be charged as per the manufacturer's approved rental price list.
- b) The complete gearbox or individual components may be updated once per season. **If updated, one of each updated part must be supplied free of charge, and at the same time, to each of the contracted riders supplied by that manufacturer.**

If a complete updated gearbox is introduced, teams are permitted to **rent up to a maximum of an additional 2 of the updated gearboxes per contracted rider per season at a capped price of 2,500 Euros each.**

If an update consists of one or more components rather than a complete gearbox then the parts will be charged as per the “Gearbox Update price list” (see 2.6.3.2.26.a above). Teams are permitted to **rent** up to a maximum of **an additional 2** of each updated part at these prices. Any **further** additional parts ordered will be charged as per the manufacturer’s standard approved price list.

28. Moto3 Approved Parts

Only parts that have been approved (homologated) by the Technical Director may be used on a Moto3 engine. These parts can be from the approved parts list of any of the homologated versions of a manufacturer’s engine, or from the approved parts list of a third-party (aftermarket) clutch supplier.

Generic ancillaries not specialised to the specific engine design, such as bolts and fasteners, are not subject to approval.

2.6.3.3 Engine Durability

Moto3 Class

11. In the Moto3 class the number of engines available to each contracted rider is limited to 6 engines per rider for all of the scheduled races of the season. The limit applies to practice and race at GP events only, engines for testing outside of events are not controlled.
 - a) Should a rider be replaced for any reason, the replacement rider will be deemed to be the original rider for purposes of engine allocation.
 - b) For engine manufacturers in their first Moto3 season the maximum number of engines per rider per season is 8.
 - c) Each wild card entry is allowed two engines per event for his exclusive use.
12. The engines available for the exclusive use of each rider must be marked and sealed by the Technical Director or his staff prior to first use. It is the Team’s obligation to register any new engine with the Technical Director prior to use. Once registered and used for the first time, engines may not be swapped between riders, even within the same team. A new engine is deemed to be used when the motorcycle with that engine crosses the transponder timing point at the pit lane exit.

13. The engines will be sealed (e.g. by means of wiring and identification tabs, stickers, etc) so that major components (including but not limited to: crankshaft and its bearings, conrod and its bearings, piston, piston rings and piston pin, valves and their springs, camshafts) can not be replaced. Sealing positions must be approved by the Technical Director so that:
- The cylinder head cover cannot be removed from the cylinder head. If the engine design allows for valve clearance and/or camchain maintenance without removing the cylinder head cover, it must not be possible to remove camshafts and rocker arms, if any, without breaking the seals.
 - the cylinder head and the cylinder (if any) cannot be removed from the engine (e.g. the cylinder head is wired to the cylinder and the cylinder is wired to the engine crankcase),
 - the crankcase cannot be opened (e.g. the crankcase halves are wired together).

All the parts that are accessible without removing the security seals can be replaced. Breaking or removing the seal or wiring without supervision by the Technical Director or staff will be deemed to be “engine rebuilding” and engines with broken, tampered with or missing security seals will be treated as a new engine in the allocation.

14. Should a competitor, for any reason, require the use of another engine above their allocation, the Technical Director must be informed before the new engine is used, and Race Direction will apply the appropriate penalty according to the Sporting Regulations (Art. 1.21.20).

The damaged engine will be removed from the allocation and if it is used again, it will be treated as a new engine with the appropriate penalty.

15. There is no limit to the number of times a sealed, allocated engine can be fitted to and used in a motorcycle, provided the security seal is not broken or removed. Replacing an engine with another sealed engine (new or used) from the rider’s allocation is allowed with no penalty.

16. As an exception to the above, it will be possible for a team to apply to the Technical Director to break the seals under the following conditions:

- a) permission may or may not be granted at the sole discretion of the Technical Director,
- b) any work permitted is under supervision of the Technical Director or staff,
- c) with the sole purpose of:

To inspect, clean and repair damage to sealed engine parts caused solely by a crash. The only parts that may be replaced during such supervised repairs are non-moving items (e.g. covers, cases and related seals), exhibiting crash damage as determined by the Technical Director.

2.6.3.5 Electronics

2. Tyre temperature/pressure sensors are permitted in all classes.

Moto3 Ignition, Electronics, Datalogger

21. a) Only the ignition/fuel injection control units (“ECU”)* supplied by the series Organiser are allowed. This ECU will have a maximum of one ignition driver and include an engine RPM limiter, and the ECU must remain unmodified in hardware and software, as delivered by the Organiser. The use of any additional device or module to modify the signals sent from the ECU to the actuators is forbidden. Injectors, bypass systems and ignition must be operated exclusively by the original and unmodified ECU signal.
- b) Only the official “Race” version of the ECU software supplied by the ECU manufacturer may be used by the team to modify the ECU configuration file. The only permitted changes by the team are the setting (tuning) options included in this software.

Only the official manufacturer (or their official representative) of the homologated engine may provide new configuration files (which must be available to all customers), and the manufacturer is permitted to use their “Factory” version software to modify existing configuration files.

- c) Within 4 hours of the end of Free Practice 2 of an event, each manufacturer must submit for approval to the Technical Director and the official ECU supplier any new configuration files that they wish to use at that event or any future events.
- Once a configuration file has been submitted it is not allowed to be modified, other than what is allowed with the “Race” version of the ECU software license.
 - It is the responsibility of the manufacturer to ensure that all their customers are aware of which configuration files are approved for use.
 - All configuration files once approved will stay on the approved list until the end of the season, unless the manufacturer requests them to be removed.
- d) The Technical Director may require the team to change the ECU on any machine for another standard one at any time.
- e) The official ECU will include a datalogger*, and no other additional dataloggers are permitted. Data analysis software is not controlled.
- f) The datalogger download cable in the wiring harness must be of the approved standard type or one which is completely compatible with it. Details of connector type and connection are detailed in the online documents from the official ECU supplier.*

NB. * for all ECU and electronic items identified with this symbol, details are available at the website: <http://www.dellorto-pe.com/>

22. Compulsory Engine Management features.

Refer to the Appendix, **Moto3: Fig.2** for details of compulsory engine management equipment and design, including ignition and sensors.

23. Recommended Engine Management features.

Refer to the Appendix, **Moto3: Fig.3** for details of recommended engine management and electronic equipment and design, including timing pattern, O² sensor, knock sensor, idle control, dashboard.

24. There is a compulsory official Initial Mapping and Set Up Procedure for new engines to be compatible with the official ECU. Refer to the Appendix, **Moto3: Fig.4** for details of the initial mapping options.

2.6.3.6 Fuel System

Moto3 Class fuel system

15. Maximum relative fuel pressure is 5.0 Bar.
16. Variable - length inlet tract systems are not permitted.
17. Only one throttle control valve per throttle body is permitted to control the power demand by the rider, which must be controlled exclusively by mechanical means (e.g. cable) operated by the rider only. No other powered moving devices (except injectors and the idle control air bypass) are permitted in the inlet tract before the engine intake valve. No interruption of the mechanical connection between the rider's input and the throttle is allowed.
18. Idle speed (including engine braking) adjustment by means of an air bypass system, controlled by the ECU* is allowed. The maximum size of such air bypass is 12mm equivalent diameter; control systems may include a butterfly-type control valve.
19. Fuel injectors must be located upstream of the engine intake valves.
20. A maximum of 2 fuel injectors per throttle body, and 2 independent fuel injector drivers, controlled by the official ECU*, is permitted.
21. Other than engine sump breather gases, only air/fuel mixture is permitted in the inlet tract and combustion chamber.

2.6.3.7 Exhaust

1. The outlet of the exhaust must not extend behind a line drawn vertically through the edge of the rear tyre.
2. For safety reasons the exposed edge of the exhaust pipe outlet must be rounded to avoid any sharp edges.
3. Variable length exhaust systems are not permitted.
4. Exhaust Gas Recirculation (EGR) systems are not permitted.

Moto3 class exhaust:

11. No moving parts (e.g. valves, baffles) are permitted in the exhaust system.
12. Exhausts are not included in the Moto3 Chassis Homologation regulations (Art. 2.6.4), so the choice of exhaust supplier is free.

2.6.3.8 Control Systems

1. The use of hydraulic and/or pneumatic pressurized powered systems is not allowed, with the exception of cylinder inlet/exhaust valve springs in the MotoGP class. All hydraulic systems on the motorcycle must be powered only by the rider's manual inputs with the following clarifications:
 - Normal hydraulic hand/foot controls such as master/slave cylinders for brakes/clutch are allowed.
 - Pneumatic engine valve closing systems are allowed in the MotoGP class only.
 - Oil/water pumps for engine lubricating/cooling are allowed.
 - The use of engine lubricating oil for any purpose other than lubrication and cooling (such as powered hydraulic systems) is not allowed.
2. Variable valve timing and variable valve lift systems, driven by hydraulic and/or electric/electronic systems are not permitted.

Decompression systems which operate only at engine start are permitted, but variable valve timing/valve lift systems which operate other than at engine start are not permitted.

2.6.3.9 Transmission

1. A maximum of six gear ratios is permitted.
2. Twin clutch transmission systems (DSG) are not permitted.
3. Continuously Variable Transmission systems (CVT) are not permitted.
4. Automatic transmission systems are not permitted. Manual transmissions with gearshifts assisted by quick-shifter systems are permitted.

Moto3 class Transmission

11. A maximum of 2 possible gear ratios for each gearbox speed, and 3 possible ratios for the primary drive gear is permitted. Teams will be required to declare the gearbox ratios chosen for each gear at the beginning of the season, and only these ratios may be used during the entire season.

12. Gearbox systems must be of the conventional type. That is; constant-mesh with engagement dogs as an integral part of the gear, actuated by shift forks and shift cam or drum, with only one set of gears engaging at one time. So-called “seamless shift” transmissions (also known as Automated Manual Transmission, Instantaneous Gearchange System, etc.) are not permitted.
13. Electro-mechanical and/or electro-hydraulic clutch actuating systems are not permitted.

2.6.3.10 Materials

- NB. “X-based alloy” or “X materials” here means the element X (e.g. Fe, for ferrous or iron-based alloy) must be the most abundant element in the alloy, on a % w/w basis.
1. The use of titanium in the construction of the frame, the front forks, the handle-bars, the swinging arm spindles, and the wheel spindles is forbidden. For wheel spindles, the use of light alloys is also forbidden.
 2. The basic structure of the crankshaft and camshafts must be made from ferrous materials, steel or cast iron. Inserts of a different material are allowed in the crankshaft for the sole purpose of balancing.
 3. Pistons, cylinder heads and cylinder blocks may not be composite structures which use carbon or aramid fibre reinforcing materials.
 4. Brake calipers must be made from aluminium materials with a modulus of elasticity no greater than 80 Gpa.
 5. No parts of the motorcycle or engine may be made from metallic materials which have a specific modulus of elasticity greater than 50 Gpa/(g/cm³).
 6. The use of MMC (Metal Matrix Composite) and FRM (Fibre Reinforced Metal) materials is forbidden.
 8. In the Moto3 class, the following materials restrictions apply:
 - a) Engine crankcases, cylinder blocks and cylinder heads must be made from cast aluminium alloys.
 - b) Pistons must be made from an aluminium alloy.
 - c) Piston pins must be made from ferrous materials.
 - d) Connecting rods, valves and valve springs must be made from either ferrous or titanium-based alloys.

2.6.4 Chassis

Moto3 Chassis Homologation and Supply

- a) The rolling chassis may only be supplied by one of the engine Manufacturers participating in the Moto3 class. This manufacturer may appoint sub-contractor(s) or independent supplier(s) to provide chassis or components, but the responsibility for the homologation, price and sale of the complete chassis rests with the manufacturer.
- b) Each Manufacturer is permitted to homologate only one version of it's own chassis and one version of any third-party supplied chassis they make available. Teams may use a chassis homologated from the previous season, in which case the following conditions apply:
 - **No upgrades to performance parts (see f. below) are permitted during the season.**
 - **Sensors that are not listed in the manufacturer's previous season approved complete chassis parts list are not permitted.**
 - **Current season performance parts may not be used on the previous season chassis being used, unless they are the same part.**
- c) All Performance Parts, excluding wheels and exhausts (see f. and h. below), will be homologated, with a homologation deadline of 31 January for each season. Homologation includes submission of a price list for all parts required for the motorcycle, the total of which may not exceed 120% of the complete chassis package price.
- d) The deadline for submission of technical details, drawings or sample parts requested by the Technical Director for homologation, is the end of Technical Control of the first race of the season. Such technical information and drawings must satisfy the requirements of the Technical Director regarding the level of detail and information required, at his sole discretion.
- e) The price of a complete rolling chassis (requiring only engine, ECU/ Datalogger, transponder) will be capped at 85,000 Euros (excluding VAT, excluding freight). All parts required to build the complete rolling chassis must be supplied, including non-homologated parts such as wheels, exhaust system, and parts not listed as Performance Parts. The price includes the cost of one piece of any updated performance parts supplied during the season (see g. below).

- f) The following items will be designated as “Performance Parts” and must be homologated. Only homologated performance parts may be used in GP events.
- Chassis
 - Swing Arm
 - Radiator and/or Heat Exchangers
 - Airbox complete (including any breathers, catch tanks and related connections)
 - Seat ^
 - Bodywork (excluding screen) ^
- ^ it is permitted to modify the seat and/or bodywork by removing material only.
- Fuel Tank
 - Suspension (excluding internal and setting parts*).
- * internal suspension parts are not homologated and not controlled. They may be modified or replaced at any time by the team or suspension manufacturer.
- g) Each chassis component designated as performance parts may be updated a maximum of once per season. Any updated parts must be available **in sufficient quantities for immediate use** by all customers of that manufacturer at the same time, and one piece per contracted rider of any updated part must be supplied free of charge to all customers. Any additional orders of updated parts will be charged as per the manufacturer’s approved price list, in which updated parts may not exceed the price of the original part.
- h) The remaining chassis parts, not designated as performance parts, do not require homologation and may be updated or replaced as required with no price or supply conditions. However a complete rolling chassis supplied by the manufacturer must include all of these items.

2.6.4.1 Weights

1. The following are the minimum weights permitted:

Moto3: motorcycle + rider 152 kg

2. Ballast may be added to achieve the minimum weights.
3. Weight may be checked at the initial technical control, but the main control of weight will be made at the end of practice sessions or at the end of the race. The weight of the motorcycle will be that measured in the form that the motorcycle participated, with fuel tank on and including normal levels of oil and water, and all additional equipment attached to the motorcycle, for example timekeeping transponders, camera equipment, electronic datalogging equipment etc.

For the Moto3 class the weight checked will be the total of the rider with full protective clothing plus the weight of the motorcycle. Random weight controls may be carried out during practice in a designated weighing area.

2.6.4.2 Safety and Construction criteria

Note: Please also refer to Appendix, General: Fig.1, Fig.2, Fig.3.

1. Chassis Design and Construction

The chassis must be a prototype, the design and construction of which is free within the constraints of the FIM Grand Prix Technical Regulations. The main frame, swingarm, fuel tank, seat and fairing/bodywork from a non-prototype (ie. series production road-homologated) motorcycle may not be used.

2. Throttle Twist grips

Throttle twistgrips must close automatically when released.

3. Steering

- a) Handlebars must have a width of not less than 450 mm and their ends must be solid or rubber covered. The width of the handlebar is defined as the width measured between the outside of the handlebar grips or throttle twist grips.
- b) There must be at least 15 degrees of movement of the steering each side of the centre line.

- c) Stops must be fitted to ensure a clearance of at least 30 mm between the handlebar and the fuel tank frame and/or bodywork when at the extremes of steering lock.

4. Footrests

Footrests must have rounded ends with a minimum solid spherical radius of 8 mm.

5. Handlebar Levers

Levers must not be longer than 200 mm measured from the pivot point.

6. Clearances

- a) The motorcycle, unloaded, must be capable of being leaned at an angle of 50 degrees from the vertical without touching the ground, other than with the tyre.
- b) There must be a clearance of at least 15 mm around the circumference of the tyre at all positions of the motorcycle suspension and all positions of the rear wheel adjustment.

7. Breather Pipes

Any breather pipe from the engine or gearbox must discharge into the airbox and/or a suitable container.

8. Chain Guards

A guard must be fitted in such a way as to prevent trapping between the lower drive chain run and the final drive sprocket at the rear wheel.

9. Engine Covers

Lateral engine covers containing oil and which could be in contact with the ground during a crash, should be protected by a second cover made from composite materials, e.g. nylon, carbon or Kevlar®. Plates and/or bars from aluminium or steel are also permitted. All these devices must be designed to be resistant against sudden shocks and abrasion and must be fixed properly and securely.

Such protection is mandatory as directed by the Technical Director.

10. Timing Transponders

- a) All machines must have a correctly-positioned timekeeping transponder, of the correct type for the class entered. The transponder must be supplied or approved by the official Timekeeper and fixed to the motorcycle in the position advised by Timekeeping and approved by the Technical Director.
- b) The transponder must be supplied with power at all times the machine is in pit lane or on the track, including when the engine is switched off by the rider.
- c) The X2 transponder must be mounted at the front of the motorcycle under the radiator to optimize performance and cooling, with a tolerance of 10 cm backwards toward the rear of the motorcycle. The fairing must incorporate a Kevlar window under the Transponder with the following dimensions:

covering the entire profile of the transponder plus 6 cm at the front and 6 cm at the rear, and plus 3 cm on each side. The transponder and Kevlar window must not be covered with metallic tape or other material which inhibits transponder function.
- d) Transponders must be fully functional on the motorcycle as required by the Organiser, including wiring, power supply, and inputs / outputs for data or signals purposes. Where signals are required to be displayed on the motorcycle, the display device (eg. dashboard) must be compatible and fully functional for this purpose, as approved by the Technical Director. Refer to the Appendix, **General: Fig.7** for the current list of signals required to be displayed.

11. Onboard Cameras

- a) Where the Organiser has required a team to carry on-board camera(s) under Art. 1.21.13, such cameras and associated equipment must be carried during all practice sessions and the race, or as requested by the Organiser.
- b) Cameras and other equipment will be supplied to the designated Teams no later than 10h00 on the day preceding the first day of practice at an event.
- c) Teams must give reasonable access and assistance to the company designated for the supply of the camera equipment to facilitate the mounting of the equipment.

- d) Onboard camera equipment must be fitted to the machine following the mounting instructions and only in the location(s) specified by the Organiser. Such fitting details will be communicated to the manufacturers and teams before July of the previous season.
- e) Any machine not requested by the organisers to carry on-board cameras will instead be required to fit a single dummy weight in place of the camera equipment. The location of the dummy weight must be identical to the official position of the transmitter and battery, as notified by each manufacturer to the Technical Director. Every machine from that manufacturer must use the same dummy weight location. The official weight of the dummy weight will be fixed by the organisers, with a tolerance of -10grams per dummy weight. Teams are required to supply and fit their own dummy weight, the design and material of which is free.

12. Safety Lights

All motorcycles must have a functioning red light mounted at the rear of the machine to be used in rain or low visibility conditions as instructed by Race Direction. The team must ensure that the light is switched on whenever a rain tyre is fitted on the motorcycle.

Lights must comply with the following:

- a) lighting direction must be parallel to the machine centre line (motorcycle running direction), and clearly visible from the rear at least 15 degrees to both left and right sides of the machine centre line.
- b) mounted on the seat/rear bodywork approximately on the machine centre line, in a position approved by the Technical Director. In case of dispute over the mounting position or visibility, the decision of the Technical Director will be final.
- c) power output/luminosity equivalent to approximately: 10 - 15W (incandescent) 0.6 - 1.8 W (LED).
- d) **safety light** power supply may be separated from the motorcycle main wiring and battery.

2.6.4.3 Brakes

1. Motorcycles must have a minimum of one brake on each wheel that is independently operated.
2. In the Moto3 class, only brake discs of ferrous materials are allowed.
4. In all classes, the proportion of ceramic composite materials in brake discs must not exceed 2% by mass.

Ceramic materials are defined as inorganic, non metallic solids (e.g. Al₂O₃, SiC, B₄C, Ti₅Si₃, SiO₂, Si₃N₄).

5. Motorcycles must be equipped with brake lever protection, intended to protect the handlebar brake lever(s) from being accidentally activated in case of collision with another machine. Acceptable protection includes the fairing extending sufficiently to cover the brake lever, as viewed from the front.

Such devices must be strong enough to function effectively and designed so that there is no risk for the rider to be injured or trapped by it, and it must not be considered a dangerous fitting (at the sole discretion of the Technical Director).

In case the brake lever protection is attached to any part of the braking system (e.g. brake master cylinder), then the brake system manufacturer must officially confirm in writing to the Technical Director that the device does not interfere with the proper brake operation.

6. Anti-lock Brake Systems (ABS) are not permitted. Braking inputs must be powered and controlled solely by the rider's manual inputs. Conventional hydraulic hand/foot controls such as master/slave cylinders for brake systems are allowed (refer also to Art. 2.6.3.8 Control Systems) but no increase or control of brake pressure by electronic or mechanical systems apart from the rider's direct manual inputs are allowed. Specifically, brake systems designed to prevent the wheel from locking when the rider applies the brake are forbidden.

2.6.4.4 Suspension and Dampers

1. Electric/electronic controlled suspension, ride height and steering damper systems are not allowed. Adjustments to the suspension and steering damper systems may only be made by manual human inputs and mechanical/hydraulic adjusters.

2.6.4.5 Fuel Tanks

1. Fuel caps must be leak proof and have a positive closing device.
2. Fuel tank breather pipes must include a non-return valve. Fuel tank breather pipes must discharge into a suitable container, one per motorcycle with a minimum capacity of 200cc.
3. Fuel tanks of all construction types must be filled with fire retardant material or be lined with a fuel cell bladder.

In all classes, fuel tanks made of non-metallic composite materials (carbon fibre, aramid fibre, glass fibre, etc.) must be fitted with a fuel cell bladder, or have passed the appropriate FIM test standards for composite material fuel tanks as described in the FIM Fuel Tank Test Procedure for fuel tank homologation.

Such composite fuel tanks without a fuel cell bladder must bear a label certifying conformity with FIM Fuel Tank Test Standards. Such labels must include the fuel tank manufacturer's name, date of tank manufacture, and name of testing laboratory.

Each manufacturer is requested to inform the FIM/CCR Secretariat of its fuel tank model(s) which have passed the FIM test standards, together with a copy of the fuel tank label.

Full details of the FIM Fuel Tank Test Standards and Procedures are available from the FIM. (<http://www.fim-live.com/en/library/>)

Fuel cell bladders must conform to or exceed the specification FIM/FCB-2005. Full details of this standard are available from the FIM.

4. Except for the case that a fuel tank is fixed on the chassis with bolts, all fuel lines from the fuel tank to the engine/injector system should have a self sealing breakaway valve. This valve must separate at less than 50% of the load required to break any part of the fuel line or fitting or to pull it out of the fuel tank.
6. Refuelling may only be carried out from an unpressurised container, and the motorcycle fuel tank may not be artificially pressurised above atmospheric pressure at any time. It is allowed to vent the fuel tank to the atmosphere via the airbox in order to equalise pressure in the airbox and fuel tank.

2.6.4.7 Bodywork

Refer to the Appendix, General: Fig.1, Fig.2, Fig.3

1. The windscreen edge and the edges of all other exposed parts of the streamlining must be rounded.
2. The maximum width of bodywork must not exceed 600 mm. The width of the seat or anything to its rear shall not be more than 450 mm (exhaust pipes excepted).
3. Bodywork must not extend more than 150 mm beyond a line drawn vertically from the centre of the front wheel spindle and a line drawn vertically at the rearward edge of the rear tyre. The suspension should be fully extended when the measurement is taken.
4. When viewed from the side, it must be possible to see:
 - a) At least 180 degrees of the rear wheel rim.
 - b) The whole of the front rim, other than the part obscured by the mudguard, forks, brake parts or removable air-intake.
 - c) The rider, seated in a normal position with the exception of the forearms.

Notes: No transparent material may be used to circumvent the above rules. Covers for brake parts or wheels are not considered to be bodywork obstructing the view of wheel rims in regard to the above rules.

5. No part of the motorcycle may be behind a line drawn vertically at the edge of the rear tyre.
6. The seat unit shall have a maximum height of the (approximately) vertical section behind the rider's seating position of 150 mm. The measurement will be taken at a 90° angle to the upper surface of the flat base at the rider's seating position, excluding any seat pad or covering. Any on-board camera/antenna mounted on the seat unit is not included in this measurement.
7. Mudguards are not compulsory. When fitted, front mudguards must not extend:
 - a) In front of a line drawn upwards and forwards at 45 degrees from a horizontal line through the front wheel spindle.
 - b) Below a line drawn horizontally and to the rear of the front wheel spindle.

The mudguard mounts/brackets and fork-leg covers, close to the suspension leg and wheel spindle, and brake disc covers are not considered part of the mudguard.

8. Devices or shapes protruding from the fairing or bodywork and not integrated in the body streamlining (eg. wings, fins, bulges, etc.) that may provide an aerodynamic effect (eg. providing downforce, disrupting aerodynamic wake, etc.) are not allowed.

The Technical Director will be the sole judge of whether a device or fairing design falls into the above definition.

Moving aerodynamic devices are prohibited.

9. The lower fairing has to be constructed to hold, in case of an engine breakdown, at least half of the total oil and engine coolant capacity used in the engine (minimum 2.5 litres for Moto3). This measurement should be taken with the fairing fitted to the motorcycle, whilst both wheels are on the ground and the motorcycle is upright at 90° to the horizontal.

The lower fairing should incorporate a maximum of two holes of 25mm. These holes must remain closed in dry conditions and must be only opened in wet race conditions, as declared by the Race Director.

2.6.4.8 Wheel Rims

1. Permitted wheel rim sizes are as follows:

	<u>Front</u>	<u>Rear</u>
Moto3	2.50" x 17" only	3.50" x 17" only

2. In all classes, composite construction wheels (including carbon fibre reinforced, glass fibre reinforced, and similar) are not permitted. The permitted materials for wheel construction are magnesium and aluminium alloys.
3. All wheels must conform to the standards published in the document "FIM Wheels Standard Grand Prix 2015", and be certified by the wheel manufacturer.

(refer to <http://www.fim-live.com/en/library/> Motorcycle Parts Testing Standards)

The following procedures will apply:

- A sample wheel of each different design or model must pass all the tests described in the FIM standards document.
 - Every wheel of this design or model must be identified with the model code and a unique serial number, by a permanent marking which must be visible with the tyre fitted.
 - Each individual design or model that has passed the standards tests will be certified by an official document issued by the wheel manufacturer stating that the wheel conforms to the homologation standard: FIM Wheels Standard Grand Prix 2015.
 - A copy of this compliance certificate must be sent to the MotoGP Technical Director (Danny Aldridge danny@irta.org.uk) and to the FIM International Technical Commission (CTI) coordinators (Charles Hennekam charles.hennekam@fim.ch or Erica Manfredi erica.manfredi@fim.ch). A copy of this certificate must also be provided to customers together with homologated wheels purchased.
4. Wheels are not included in the Moto3 Chassis Homologation regulations (Art. 2.6.4), so the choice of wheel supplier is free.

2.6.4.9 Tyre restrictions

1. In all classes, only tyres from the official appointed tyre supplier for each class may be used in a Grand Prix event, including official tests.

The official tyre supplier will provide sufficient tyres for all riders entered in the event.

The tyre specifications available at each event will be determined by the tyre supplier. Identical tyres of each specification for the relevant class and/or designation must be available to every rider, and the total quantity of tyres will be the same for every rider.

Tyres must be used according to the advised parameters which are agreed in consultation with the official tyre supplier, the Technical Director and the Organisers. Parameters may include pressure, temperature, or other usage guidelines. Teams must comply with requests by the Technical Director, his staff, and the official tyre supplier to check tyre parameters at any time, which may include tyre pressure and/or temperature data from the datalogger.

The use of any device on the wheel to adjust the tyre pressure whilst on track is prohibited.

Riders or teams found to be using tyres outside of these operating parameters may be subject to penalties. The decision of the Technical Director, in consultation with the official tyre supplier, will be final.

2. During the two days prior to the start of official practice, the tyre supplier must provide to the Technical Director details including specifications, quantities and the identification markings of the tyres available for that event.

The Technical Director and staff will allocate the tyres available for the exclusive use of each entered rider (as described in Article 2.6.4.9.3). The allocation of individual tyres will be made on a random basis with no involvement of any representative from the tyre supplier, teams or riders.

In the case of a rider change after the final tyre allocation has been made, the replacement rider must use only the tyres allocated to the original rider.

3. For Grand Prix race events, each rider will be restricted in the quantity and specification of tyres that they may use at a single race event as follows:

C. Moto3 Class

During all practice sessions, warm up and the race a maximum of 17 slick tyres, specifically:

Front slick tyres:

8 front tyres, comprised of 2 of the standard specifications only (S, M, H).

Rear slick tyres:

9 rear tyres, comprised of 2 of the standard specifications only (S, M, H).

For both front and rear tyres, the specifications available at each event and the quantity of each specification allocated to each rider will be determined solely by the Official tyre supplier. All riders will receive equal allocations.

Rain tyre quantities are not restricted, however only the current specification of rain tyres from the Official tyre supplier may be used. The tyre supplier undertakes to have available 3 sets of rain tyres (4 sets in case every practice session is declared wet) per rider. Tyres of the correct specification retained by the team from previous events may be used.

4.
 - a) Riders may use only the tyres allocated for his/her exclusive use (as described in Article 2.6.4.9.3).
 - b) Tyres will be individually identified and may not be exchanged between riders, including between team-mates, and may not be exchanged by the tyre supplier after allocation, except with the permission of the Technical Director (for example, under Article 2.6.4.9.8).
 - c) Tyres may not be materially altered in any way after allocation, such as hand-cutting and any other action or treatment that will alter the tyre's performance (with the exception of the use of tyre warmers), unless deemed necessary by the tyre manufacturer. Such alterations may be performed only by or under the supervision of the tyre manufacturer's representative, and shall be made available equally for all riders.
5. Each allocated tyre must be marked with its specification and carry an official identification label with a unique serial number. In the event of damage to or loss of the official label, the tyre company must be able to satisfy the Technical Director as to the tyre's specification. Tyres may be checked for compliance at any time, before or after use.
6. In the case of an interrupted race, a rider must use tyres from his allocation of marked tyres for the restarted race.
7. In the unlikely event of a tyre being accidentally damaged before it is used (for example during the fitting process) and deemed to be unusable by the Technical Director, it may be replaced with a tyre of the same specification with the permission of the Technical Director. Such replacement tyres will be marked and included in the allocation of the rider concerned. The damaged tyre will be removed from the allocation and may not be allocated again.

Once it is used (i.e. has exited pit lane) a tyre may not be replaced because of damage or defect, except if all the following conditions apply:

- a) The tyre supplier must confirm to the Technical Director that the damage is solely due to a manufacturing defect or fitting problem (i.e. out of the team's control), and not due to any other reason such as impact, cut, abrasion or accident.
- b) The tyre supplier must confirm to the Technical Director that the damage is significant enough to deem the tyre unsafe to use.
- c) Tyres that are deemed to have covered more than 2/3 of race distance will not be considered for replacement. The determination of distance covered will be the sole decision of the Technical Director in consultation with the tyre supplier, and the team may be required to submit information such as lap charts and logger data to support a claim.

In determining whether a replacement will be allowed the decision of the Technical Director will be final.

- d) If a replacement tyre is granted, it must be of the same specification as the damaged tyre and selected at random by the Technical Director and/or his staff.
8. Should an exceptional and unpredictable safety problem arise for the tyre supplier during an event, so as to prevent riders from safely competing in the race, then the tyre supplier must inform the Technical Director and Race Direction of the problem as soon as possible.

A re-allocation of suitable tyres may be made under the supervision of the Technical Director. Such allocated tyres will be the same specification(s) and quantities for all riders, the quantity being determined by the tyre supplier in consultation with the Technical Director.

9. Tests, Moto3 Class:

- D) For all winter and post-race tests, each rider will be restricted in the quantity and specification of tyres they may use at a single test. The tyre supplier will determine the number of specifications and quantities it will bring to each test. Every rider present will receive the same allocation of standard tyre specifications and quantities.

The tyre supplier may choose to provide additional tyres of a different specification, for tyre development purposes. The allocation of any development tyres will be solely at the discretion of the tyre supplier.

2.6.4.10 Numbers and Backgrounds

1. The racing number must be affixed to the front of the motorcycle fairing in a central position. Rear or side numbers are optional.
2. Numbers should be a minimum height of 140 mm.
3. Numbers must be easily legible, in a clear simple font and contrast strongly with the background colour.

In the Moto3 class, numbers must be of one single colour which contrasts strongly with the background colour. A small outline in a different colour is permitted. Two-digit numbers must have a separation (min. 10 mm) between digits so the background colour is visible between digits. Reflective finishes (eg. silver, gold, etc.) are not permitted.

4. Backgrounds must be of one single colour over an area large enough to provide a minimum clear area of 25 mm around the numbers.

In the Moto3 class reflective finishes (eg. silver, gold, etc.) are not permitted.

5. In the Moto3 class, teams with more than one rider must differentiate between the riders by using different number and/or background colours.
6. In case of a dispute concerning the legibility of numbers, the decision of the Technical Director will be final.

2.6.5 General

2.6.5.1 Fuel and Oil

1. All motorcycles must be fuelled with unleaded petrol, which must comply with the FIM Grand Prix specification for each racing class.
2. Unleaded petrol will comply with the FIM Grand Prix specification if:
 - a) It has the following characteristics:

Property	Units	Min.	Max.	Test Method
RON		95.0	102.0	ISO 5164
MON		85.0	90.0	ISO 5163
Oxygen	% (m/m)		2.7	ISO 22854
Benzene	% (v/v)		1.0	ISO 22854
Vapour Pressure (DVPE)	kPa		90	EN 13016-1
Lead	mg/L		5.0	EN 237
Density at 15 °C	kg/m ³	720.0	775.0	ASTM D 4052
Oxidation Stability	minutes	360		ASTM D 525
Existent gum	mg/100 mL		5.0	EN ISO 6246
Sulphur	mg/kg		10	ASTM D 5453
Nitrogen	% (m/m)		0.2	ASTM D 4629
Copper Corrosion	Rating		Class 1	ISO 2160
Distillation:				
At 70 °C	% (v/v)	22.0	50.0	ISO 3405
At 100 °C	% (v/v)	46.0	71.0	ISO 3405
At 150 °C	% (v/v)	75.0		ISO 3405
Final Boiling Point	°C		210.0	ISO 3405
Residue	% (v/v)		2.0	ISO 3405
Olefins(*)	% (v/v)		18.0	ISO 22854
Aromatics(*)	% (v/v)		35.0	ISO 22854
Total di-olefins	% m/m		1.0	GCMS / HPLC GCMS / HPLC
Appearance		clear and bright		visual inspection

All test methods include a precision statement. In cases of dispute, the procedures for resolving the dispute and interpretation of the results based on test method precision, described in ISO 4259, shall be used.

- b) The total of individual hydrocarbon components, containing only hydrogen and carbon, present at concentrations of less than 5% m/m must be at least 30% m/m of the fuel.

Compliance with the compositional regulation is calculated on the following basis:

$$A = 100 - B - C$$

where:

A is the total concentration (in % m/m) of individual hydrocarbon components present at concentrations less than 5 % m/m,

B is the total concentration (in % m/m) of oxygenates present in the fuel, and

C is the total concentration (in % m/m) of individual hydrocarbon components present at concentrations greater than 5% m/m.

The test method will be gas chromatography.

- c) The total concentration of naphthenes, olefins and aromatics in each carbon number group will not exceed the limits given in the following table.

% m/m	C4	C5	C6	C7	C8	C9+
Naphthenes	0	5	10	10	10	10
Olefins	5	20	20	15	10	10
Aromatics			1.2	35	35	30

Bicyclic and polycyclic olefins are not permitted. The fuel must contain no substances which are capable of exothermic reaction in the absence of external oxygen.

- d) Only the following oxygenates will be permitted:

Methanol, Ethanol, Iso-propyl alcohol, Iso-butyl alcohol, Methyl tertiary butyl ether, Ethyl tertiary butyl ether, Tertiary amyl methyl ether, Di-isopropyl ether, n-Propyl alcohol, Tertiary butyl alcohol, n-Butyl alcohol, Secondary butyl alcohol.

- e) Manganese (<1 mg/L), lead (<5 mg/L), iron (<5 mg/L) and nickel (<5 mg/L) additives are not permitted above these limits.
- f) In the Moto3 class, oil for engine lubrication will comply with the FIM Grand Prix Moto3 specification if it matches the reference Gas Chromatography fingerprint(s) for the official oil(s) of the relevant class, established by the appointed oil supplier.
- g) In the Moto3 class, the fuel and oil specification will be determined by the appointed fuel supplier and oil supplier in consultation with the Organisers and the official engine supplier and may be changed at any time by mutual agreement.

3. Moto3 class fuel and oil:

- a) Only fuel from the appointed fuel supplier is permitted. This fuel will be available at all official events, and will conform to the FIM Grand Prix specification. Use of this fuel without any addition or alteration is mandatory.
- b) Only engine oil from the appointed oil supplier is permitted to be used in all parts of the engine, including crankcase, gearbox and clutch. This oil will be available at all official events and will conform to the FIM Grand Prix specification for the relevant class. The use of the official oil without any addition or alteration is mandatory. The Technical Director may require that an oil sample be taken from any team or machine at any time.

5. Fuel and Oil Approval

- 1. All fuel in use in the Championship must be approved prior to the race in which the fuel is to be used. Fuel companies supplying petrol to participating teams must submit ten litres (2 x 5 L) to the laboratory appointed by the FIM/Dorna for analysis in accordance with the specification. Providing the petrol is within the specification, a certificate containing a test report number will be issued. The test report number must be given to the appropriate teams before they take part in a race.

2. All companies supplying oil, for engine lubrication in the Moto3 class, to participating teams must submit two litres (2 x 1 L) of the oil to the laboratory appointed by the FIM/Dorna for approval. If the oil conforms to the specifications, a certificate will be issued. The test report number given on the certificate must be supplied to teams which intend to use the oil.
3. During Thursday's technical control, each team will declare the certificate test report numbers corresponding to the petrol and oil to be used. This information will be entered in the Technical Control Book of each motorcycle at every Grand Prix.

Therefore, the fuel which is to be used must be approved by the Thursday afternoon before the race in which the fuel is to be used.

4. When a fuel sample is requested at any Grand Prix Circuit, either during practice, warm up or following the race, the certificate test report numbers corresponding to the petrol and oil used must be declared to the Grand Prix Technical Director by the team. Failure to provide the correct number will result in a fine.
 5. Each fuel and/or oil Company will be responsible for payment to the laboratory for these batch analyses costs and establishment of the basic fingerprints.
6. Fuel and Oil Sampling and Testing
1. The Grand Prix Technical Director will appoint a senior Technical Scrutineer to take responsibility for the administration and supervision of the fuel sampling procedure.
 2. Motorcycles selected for fuel controls will usually be amongst the first three finishers, and will be directed to the "parc fermé" for technical controls.
 3. Other finishers may be chosen at random for fuel controls. A Technical Scrutineer will be posted at the entrance to the pit box of the selected rider(s) whose machine must immediately accompany the Technical Scrutineer to the technical control area or "parc fermé".
 4. The fuel to be tested will be transferred into two bottles, "A" and "B" identified by reference to the rider, team and machine from which the sample was taken. The bottles will be closed, sealed and labelled by the Technical Director and/or Technical Scrutineer.

5. Only new bottles will be used for the fuel samples and only new materials will be used to transfer the fuel.
6. The Fuel Sample Declaration form will be filled out immediately, containing all necessary information, including the riders and machines identity, date and place of fuel sampling. A responsible team member will sign this declaration, after verifying that all the information is correct.
7. Sample “A” will be sent to the official appointed laboratory, accompanied by a copy of the Fuel Sample Declaration form. The fuel sample will be compared with the approved petrol and oil using gas chromatography. If necessary the concentration of other elements, including lead, manganese, iron, nickel, nitrogen and oxygen may be measured at the request of the Technical Director to ensure that octane and power boosters have not been added.

If any observed deviations of the GC curve indicate that they are due to mixing with one other fuel, which has been approved by the FIM/Dorna for use by the team, the fuel sample will be deemed to comply, provided the fuel sample still falls within FIM Grand Prix specification as described in Article 2.6.5.1.2.

Costs for the analyses of sample “A” will be paid by FIM/Dorna.

8. Sample “B” will be handed over to the FIM designated storage facility for safeguarding in case of protests and/or requirement of a counter analysis by the appointed laboratory. Costs for the analyses of sample “B” will be paid by the team concerned.
9. Both samples will be transported by an authorised courier.
10. The laboratory must deliver the results of the fuel sample analyses to the Grand Prix Technical Director, with a copy to the FIM, as soon as possible after receipt of the samples.
11. In the case of non-conformity, the Technical Director must notify, as soon as practical after receipt of the results, the FIM, the Grand Prix Race Direction and the rider/team representative concerned.

Within 48 hours of the receipt of the notification of the results of the laboratory test of sample “A”, the team must notify the FIM and the Technical Director if counter-expertise is required (or not required) for sample “B”.

The Race Direction will take a decision at the Grand Prix event immediately following the notification of the results of the final expertise. Any appeal against the decision of the Race Direction will be heard by the FIM Stewards appointed for the Grand Prix event at which the Race Direction decision is taken.

If there is no more Grand Prix following the notification of the results of the final expertise, the Race Direction will take a decision as soon as practical. Any appeal against the decision of the Race Direction will be heard by the FIM Stewards appointed by the FIM for this specific task.

12. The director of fuel analysis at the official laboratory must confirm to the Technical Director that the identification and the seal status of the “B” sample is correct before any B sample analysis is carried out.
13. Failure of the sample to comply to approved petrol and/or the addition of octane and power boosters, as described in Article 2.6.5.1.6.7, will automatically result in the disqualification of the competitor from the entire meeting.

The result of the competitor’s fuel sample analysis (“A” or “B” sample) more favourable to the competitor will be taken into account.

14. In the Moto3 class, the above fuel sampling and testing procedure will apply to engine oil also. In the case that the oil sample does not comply with the relevant specification as described in Art. 2.6.5.1.2.(f), the Technical Director will inform Race Direction who may impose a penalty.

7. Fuel Temperature

In the Moto3 class fuel on the motorcycle must not be below the prevailing ambient temperature, as measured by the Technical Director. Other than a simple removable fuel tank cover, the use of any device on the motorcycle to artificially decrease the fuel temperature below ambient temperature is forbidden.

8. Fuel Handling Safety

- The use of anti-static mats and grounding wrist straps is mandatory when filling fuel containers used for transferring fuel to motorcycles.
- The use of approved fuel fillers/fuel dumps is mandatory when adding fuel to motorcycle fuel tanks.
- All fuel handling equipment must be approved by the Technical Director.

2.6.5.2 Rider's Safety Equipment

1. It is compulsory that each contracted rider must begin each race event with at least two complete sets of undamaged safety equipment. A complete set of safety equipment shall contain:

- Helmet
- Leather Suit, 1-piece
- Gloves
- Boots
- Back Protector
- Chest Protector

The equipment must be worn, correctly fastened, at all times during on-track activity.

2. Safety Equipment Control

- a) At Technical Control at the first race of the season, one complete set of undamaged safety equipment (as listed in Art. 2.6.5.2.1) must be presented and checked for the following:
 - Helmet: a marking indicating certification to one of the helmet standards listed in Art. 2.6.5.2.3.a).
 - Leather Suit, Boots, Gloves: the model names of each of these items must correspond to the Self Certifications previously supplied to the Technical Director.
 - Back Protector: a marking indicating certification to EN1621-2:2014 or to prEN1621-2:2010.
 - Chest Protector: suitability as determined by the Technical Director.



b) At any time during the season, the Technical Director may request a piece of rider’s equipment in order to check that it meets the requirements listed in Art. 2.6.5.2.3. The item of equipment will be sent to the official appointed laboratory for testing. Supply of equipment and test results as follows:

- The manufacturer of the equipment may be asked to supply a duplicate item of equipment for testing.
- Equipment damaged after an accident may be taken and tested on an undamaged portion.
- In the event that the item tested fails to meet the required standard, the manufacturer may request a further test, at their cost, on a duplicate item of used equipment.
- In the event that the first test and/or optional retest are still negative, the Self Certification provided by the manufacturer will be suspended and the manufacturer shall have 30 days to rectify the problem and demonstrate this.
- In the event that the problem is not rectified in this time, the manufacturer shall not be permitted to supply any new equipment of the failed type.

3. FIM Rider’s Equipment Minimum Requirements (REMR)

a) Standards for Helmet and Visor

Refer to the Appendix, General: Fig.6

- Helmets must be of the full face type and conform to at least one of the following recognised International Standards, and be labelled as such:

EUROPE	ECE 22-05 (only “P” type)
JAPAN	JIS T 8133:2007 (valid until 31.12.2019) JIS T 8133:2015 (only “Type 2 Full face”)
USA	SNELL M 2010 (valid until 31.12.2019) SNELL M 2015

- Visors must be made of a shatterproof material.
- Disposable visor “tear-offs” are permitted.



- A protective lower face cover must be present and must be not detachable, not moveable and made of the same material of the shell.
 - Helmets constructed with an outer shell made of more than one piece are not permitted (e.g. they must not contain any seam).
 - A retention system with a strap and the double D ring closing system is recommended.
- b) Certification for Leather Suit, Gloves, Boots, Back Protectors

All rider's safety equipment must comply with the requirements detailed in Art. 2.6.5.2.3.c) Sections i to vi, below. The following procedures will apply:

- A sample of each different design or model must pass all the tests described in the FIM Standards, Table 1 below.
- Every example of this design or model must be identified with the model code by a permanent marking.
- Each individual design or model that has passed the standards will be self-certified by the manufacturer, using the official document, stating that the item conforms to the FIM homologation standard.
- A copy of this Certificate must be sent to the MotoGP Technical Director (Danny Aldridge, danny@irta.org.uk) and to the FIM International Technical Commission (CTI) coordinators (Charles Hennekam charles.hennekam@fim.ch or Erica Manfredi erica.manfredi@fim.ch). A copy of this certificate must also be provided to the customers purchasing the equipment.
- For leather suits only, the manufacturer must complete and maintain the 'Riders Race Suit Database' file for each of their riders.
- This database must be submitted to the MotoGP Technical Director, and updated each time a leather suit is supplied to or withdrawn from a rider.
- The Technical Director and the rider also have the right to withdraw a race suit from the database.

c) Standards for Leather Suit, Gloves, Boots, Back & Chest Protectors

i) Leather Suit

- Shall be constructed from leather or an equivalent material which satisfies the requirements of Table 1, column 1.
- The use of abrasion-resistant stretch material is permitted up to a maximum of 50% of the surface area, provided that the requirements of Table 1, column 2 are met.
- Shall contain armour certified to EN1621-1:2012 in the shoulders, elbows, knees, and legs.
- **Note that from the 2018 season it will be mandatory for leather suits to be fitted with an Airbag system. Complete technical regulations including standards and certification procedures will be issued during the 2017 season.**

ii) Gloves

- Shall be constructed from leather or an equivalent material which satisfies the requirements of Table 1, column 3.
- Shall have a cuff length sufficient to overlap the leather suit by at least 50 mm.
- Shall have a means of fastening to secure them to the hand (an elastic closure alone is not acceptable).
- Shall have suitable knuckle protection.

iii) Boots

- Shall be constructed from leather or an equivalent material which satisfies the requirements of Table 1, column 4.
- Flexing zones are permitted up to a maximum of 40% of surface area, provided that they comply with the requirements of Table 1, column 5.
- Shall have a minimum height sufficient to overlap the leather suit by at least 70 mm.
- Shall have a means of fastening to secure them to the foot (a slip-on boot is not acceptable).

iv) Back Protector

- Must be certified to EN1621-2:2014 or prEN1621-2:2010.
- May be full back or central back configuration.

v) Chest Protector

- Must be made of suitable material and strength for its purpose.
- The decision of the Technical Director will be final on the approval of the chest protector.

vi) Marking

- When an equipment manufacturer has tested and proven that the safety equipment in question meets the relevant requirements in paragraphs i) to vi) above, and Table 1 below, they shall attach a permanent marking stating the model number of the product.
- The marking of race suits must additionally contain a unique serial number.

Table 1.

Material Properties

		1	2	3	4	5
TEST	Test Method	Suit Leather or main material	Suit Stretch Areas	Gloves Palm & Back Areas	Boots All Areas	Boots Flex Areas
Tear	ISO 3377-1 or EN388 (N)	≥50	≥50	≥30	≥100	≥60
Abrasion	EN388 (cycles)	≥600	≥400	≥300	≥800	≥500
Seam	EN13935-1 (Suit, Boot) EN13594 (Gloves)	≥12	≥12	≥8	≥15	≥15

4. Post-crash Riders Safety Equipment Check

After a crash the Technical Director may at his discretion request that the rider's safety equipment is checked prior to the start of the following practice session, warm up or race.

In the event that any item of equipment is considered, by either the Technical Director or the representative of the manufacturer of the item, to be too damaged for use on track, the rider will be required to replace or repair the item before being permitted on track.

Any question concerning the condition and suitability for use of the riders safety equipment shall be decided by the Technical Director, who may consult with the manufacturers of the product before making a final decision.

5. Wild Card Riders Safety Equipment

For Wild Card entries, the helmet and visor must meet the required standards and be certified and labelled as such.

Any other safety equipment which does not show a homologated model number and serial number will be subject to approval for use by the Technical Director.

2.6.5.3 Procedures for Technical Control

1. At each circuit an area must be designated as the Technical Checking Area. In this area, under the control of the Chief Technical Scrutineer and the supervision of the Technical Director, suitable equipment will be installed to conduct the various tests viz:
 - i) Equipment for measuring the noise of the motorcycle.
 - ii) Weighing scales with check weights for calibration purposes.
 - iii) Instruments for measuring engine capacity.
 - iv) Instruments and gauges as necessary for measuring other dimensions and criteria specified in the Technical Regulations.
2. The technical control procedure will be carried out in accordance with the schedule set out in the Regulations. The technical scrutineers must be available throughout the event to check motorcycles and equipment as required by the Technical Director.



3. Presentation of a machine will be deemed as an implicit statement of conformity with the technical regulations. Responsibility for the preparation of the machine to comply with all technical and safety regulations rests with the team.
4. A rider's presence at the initial technical control is not mandatory, except in the case of the Moto3 class when the rider must be present for a weight check together with his helmet and all protective clothing.
5. Motorcycles will be inspected under the name of the team and at the initial technical control each motorcycle will be registered by the technical scrutineers who will prepare a technical control card to record technical specifications, check results and the riders in that team entitled to use the motorcycle.
6. At the initial technical control the technical scrutineers should inspect the motorcycle to record technical details including weight (plus rider weight in the Moto3 class), noise level and may also check the motorcycle for technical compliance with other aspects of the Regulations, as requested by the Technical Director.
8. At each event, at the conclusion of technical control procedures prior to the first practice, the technical scrutineers will place a small sticker on the motorcycle indicating that it has been registered for use by the team's rider(s) for that race and passed the technical control procedures.
9. The Chief Technical Scrutineer will prepare a report on the results of technical control which, will be submitted to the Event Management Committee via the Technical Director.
10. The technical scrutineers should re-inspect any machine that has been involved in an accident, and if necessary to issue a new technical control sticker for a rebuilt machine. This would normally be carried out at the pit of the rider concerned. The team has sole responsibility for any repairs carried out, and to determine when the machine is fit for further use.
11. The technical scrutineers must be available, based on instructions from the Technical Director, to re-inspect any motorcycle for technical compliance during the meeting or after the race and to supervise inspection of a motorcycle following a protest on a technical matter.

12. At the end of the race, the Chief Technical Scrutineer will ensure that the motorcycles placed in the first three positions, plus any other motorcycles designated by the Technical Director, are placed in the Check Area for a period of 60 minutes pending any protest.

The motorcycles may be checked for compliance with any of the FIM Grand Prix technical regulations, and any other technical requirement at the discretion of, under the control of and as requested by the Technical Director.

13. The Technical Director may require a team to provide such parts or samples as he may deem necessary.

14. In the case that a machine fails post-qualifying or post-race technical checks due to damage or technical issues on-track, the following protocol will apply, always at the sole discretion of the MotoGP Technical Director.

a) Machines under the minimum weight limit due to:

v) Loss of fluid.

- If the Technical Director has verified that there is physical evidence of fluid loss due to an incident or mechanical issue on track, he may approve the fluid to be replenished to the levels as declared by the Manufacturer at the start of the season.
- If it is necessary to replace a damaged part to accommodate the fluid (eg. radiator), this will be permitted only under the supervision of the Technical Director who will confirm that the new part is identical to the damaged part. In the MotoGP class, the Technical Director may require that the replacement part is taken from the rider's second machine.

vi) Loss of material or parts.

- If the Technical Director has verified that the machine has lost a part or material due to an incident or mechanical issue on track, he may approve the replacement of the part(s) with the following conditions:
- The Technical Director must verify that any new parts are identical to the original.



- In the MotoGP class the Technical Director may require that the rider’s second machine be used as a reference, and replacement parts may be requested to be taken from this second machine.
- If the Technical Director determines that there is insufficient physical evidence to prove that a part or material is missing, then the original part must be found before it can be replaced.
- Missing ballast weights will only be permitted to be replaced if they are found and returned to Technical Control by the Organisers.

b) Machines exceeding the maximum noise levels:

- If the Technical Director is satisfied that there is sufficient physical evidence of damage or loss due to an incident or mechanical issue on track, he may approve the replacement of the missing or damaged exhaust parts, and the machine to be re-tested.
- In the MotoGP class the Technical Director may require that the exhaust parts from the rider’s second machine be used for such replacement.

2.6.5.4 Noise Tests

1. Noise tests must be conducted in an open area with a space of at least 10 metres between the motorcycle being tested and walls or other obstacles. There should be a minimum amount of ambient noise in the area.
2. The measuring equipment must be calibrated prior to the test and recalibrated at regular intervals.
3. The measuring equipment should be placed 50 cm from the end of the exhaust pipe and at 45 degree angle to the pipe either to the side or above.
4. The maximum noise levels at all times are:

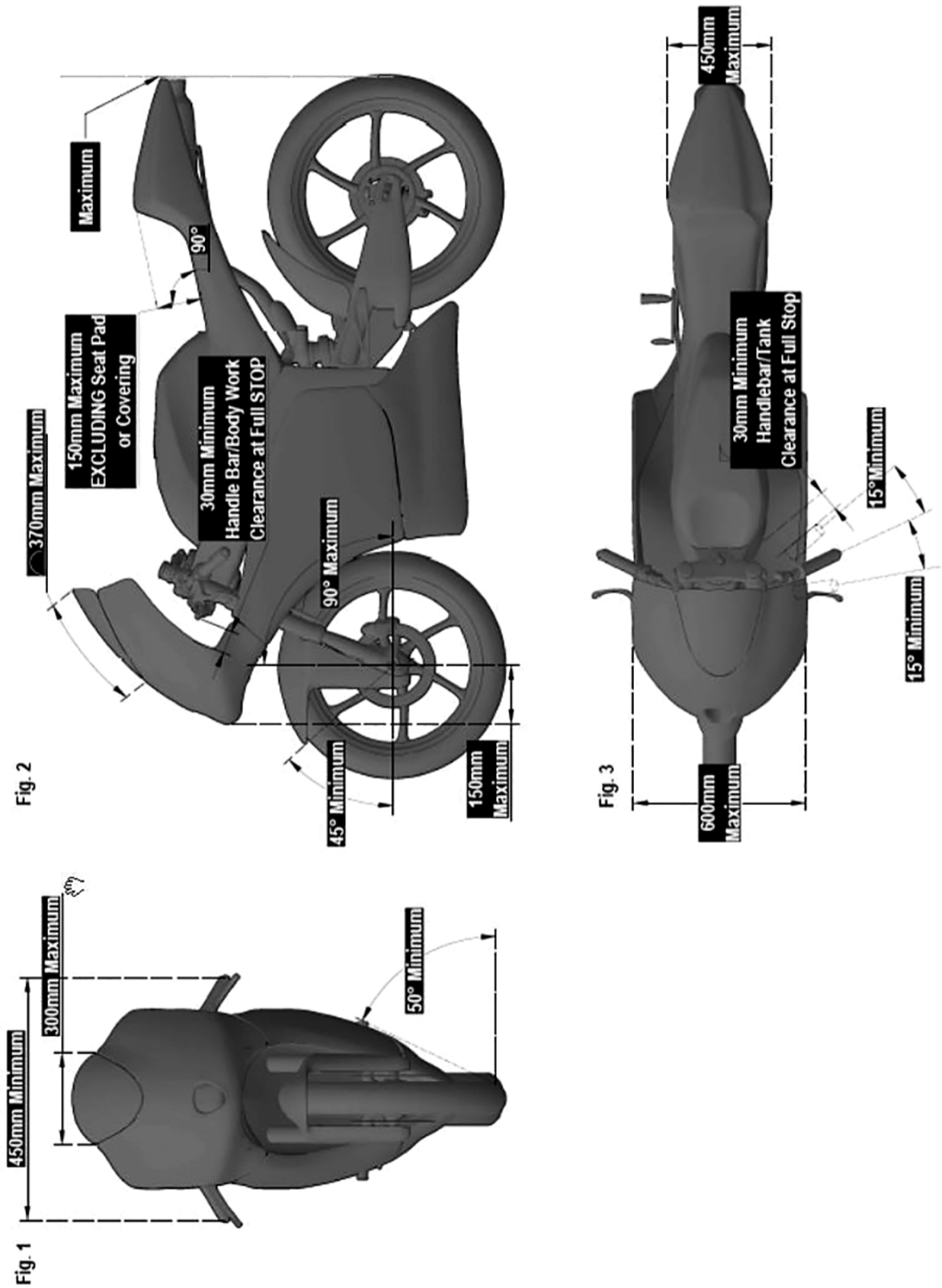
Moto3: 115 dB/A

For convenience, the test may be conducted at a fixed RPM.

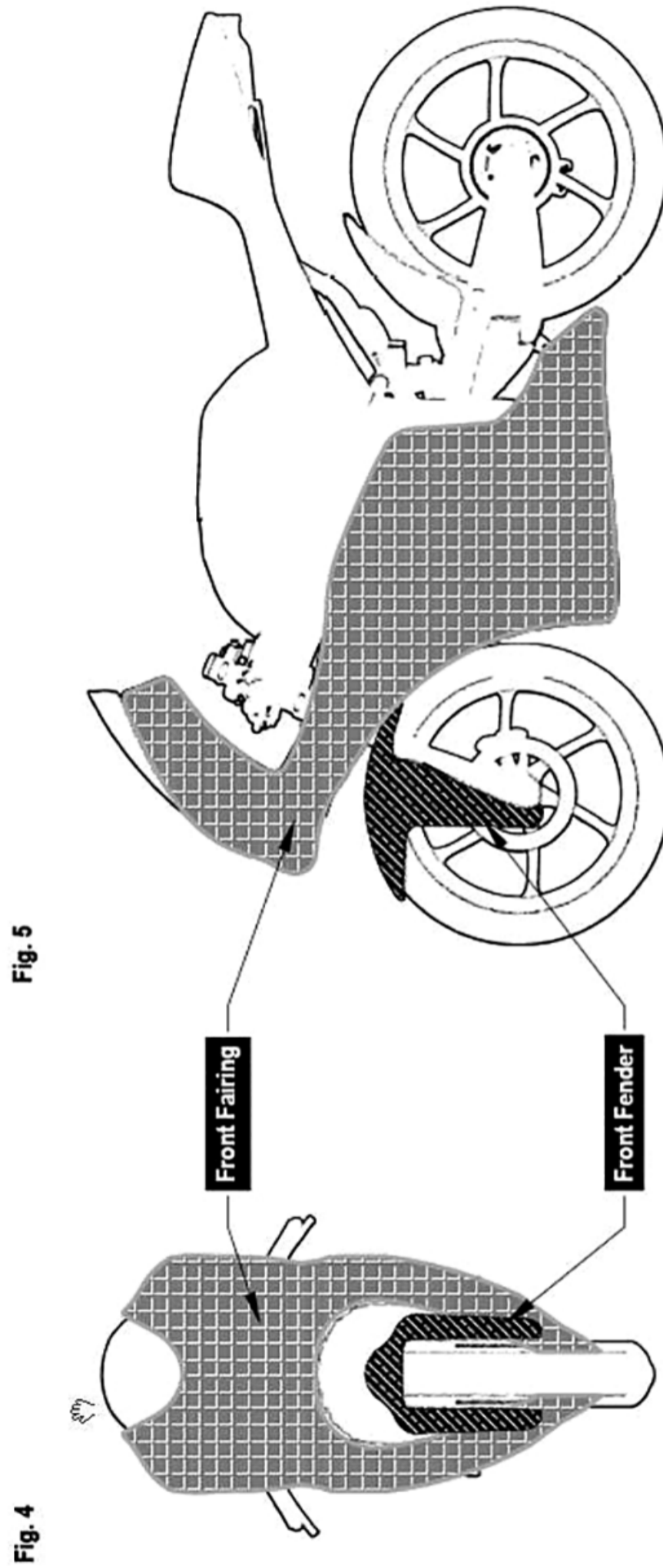
	1 cylinder	2 cylinders	3 cylinders	4 cylinders
Moto3	5,500 rpm	5'500 rpm	5'500 rpm	5'500 rpm



General: Fig.1, Fig.2, Fig.3: Bodywork Dimensions




General: Fig.4, Fig.5: MotoGP Aero Body Definition



General: Fig. 6: International Helmet Standards

Examples of labels are reported below (for Europe, the country numbers which have granted the approval are also indicated):

<p>EUROPE</p>	 <p>051406/P-1952 </p> <p>a = 8 mm min.</p> <p>3/ 1 for Germany, 2 for France, 3 for Italy, 4 for the Netherlands, 5 for Sweden, 6 for Belgium, 7 for Hungary, 8 for the Czech Republic, 9 for Spain, 10 for Yugoslavia, 11 for the United Kingdom, 12 for Austria, 13 for Luxembourg, 14 for Switzerland, 15 (vacant), 16 for Norway, 17 for Finland, 18 for Denmark, 19 for Romania, 20 for Poland, 21 for Portugal, 22 for the Russian Federation, 23 for Greece, 24 for Ireland, 25 for Croatia, 26 for Slovenia, 27 for Slovakia, 28 for Belarus, 29 for Estonia, 30 (vacant), 31 for Bosnia and Herzegovina, 32 for Latvia, 33 (vacant), 34 for Bulgaria, 35 (vacant), 36 for Lithuania, 37 for Turkey, 38 (vacant), 39 for Azerbaijan, 40 for The former Yugoslav Republic of Macedonia, 41 (vacant), 42 for the European Community (Approvals are granted by its Member States using their respective ECE symbol), 43 for Japan, 44 (vacant), 45 for Australia, 46 for Ukraine, 47 for South Africa and 48 for New Zealand. Subsequent numbers shall be assigned to other countries in the chronological order in which they ratify or accede to the Agreement Concerning the Adoption of Uniform Technical Prescriptions for Wheeled Vehicles, Equipment and Parts which can be Fitted and/or be Used on Wheeled Vehicles and the Conditions for Reciprocal Recognition of Approvals Granted on the Basis of these Prescriptions, and the numbers thus assigned shall be communicated by the Secretary-General of the United Nations to the Contracting Parties to the Agreement.</p>
<p>JAPAN</p>	
<p>USA</p>	

General: Fig. 7: Dashboard Display Signals

The signals in the following Table may be transmitted by Race Direction using the Timekeeping transponder.

All machines must have a system approved by the Technical Director to clearly display these signals to the rider.

SIGNAL	INFORMATION SENT TO TRANSPONDER
Red Flag	Sent to all bikes in all parts of the circuit
Black Flag	Sent to individual bike in all parts of the circuit
Black Flag/Orange Disc	Sent to individual bike in all parts of the circuit
Change Position	Sent to individual bike in all parts of the circuit
Ride Through	Sent to individual bike in all parts of the circuit
Track Limits Warning	To individual bike in all parts of circuit, for limited time
Blue Flag	To individual bike at specific location, for limited time

MotoGP: Fig. 1: MotoGP Data Download Cable



ECU-PC connector 1.0

Specifications of ECU-PC connector

Following table shows the main specifications of a connector will be requested on the bike system to permit DORNA/FIM/MMM people to have access ECU and other modules of DORNA Kit.

Connector bike side:

Deutsch AS0 10-35 SN (flange type)
or
Deutsch AS1 10-35 SN (in line type)

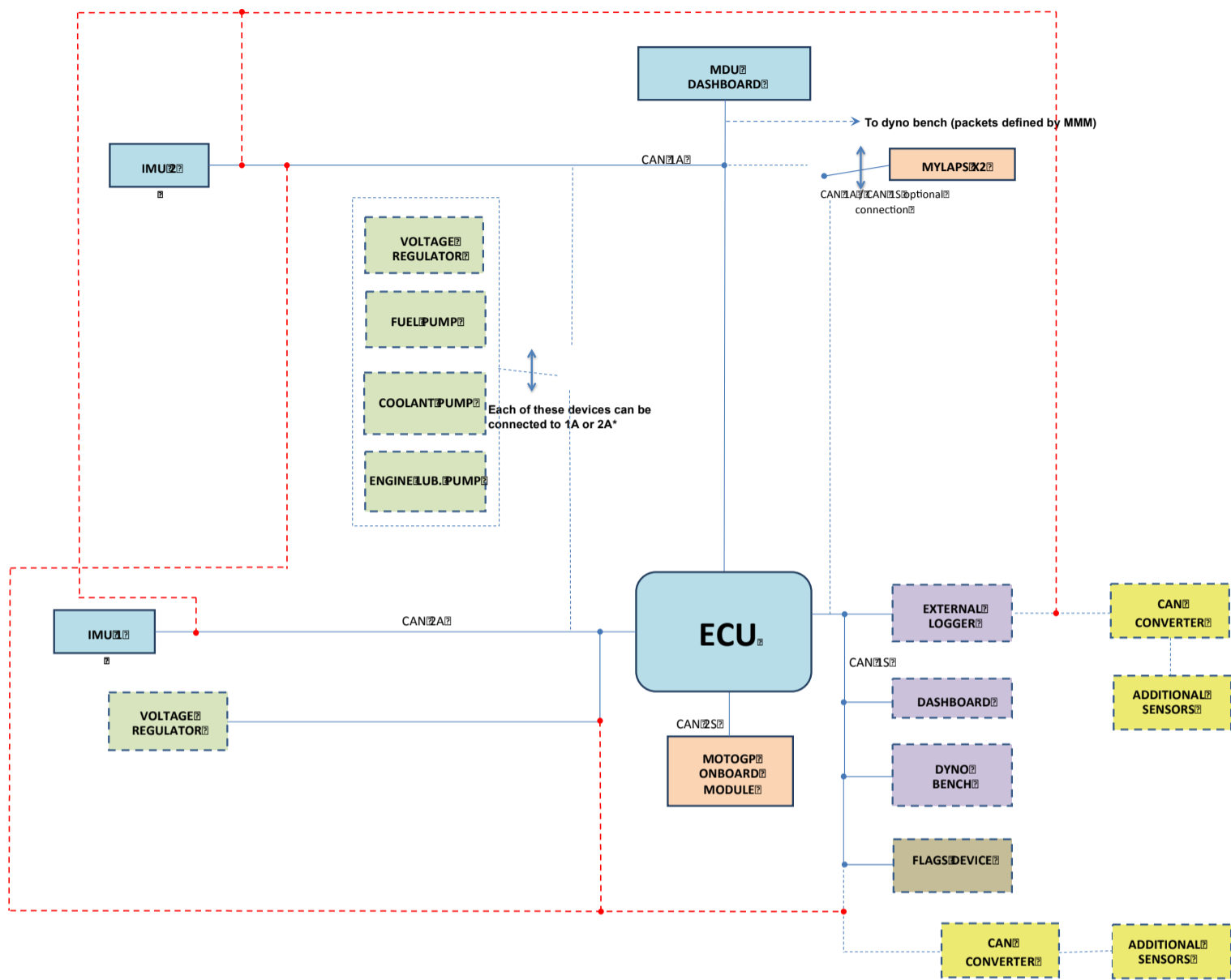
Connector PC side:

Deutsch AS6 10-35 PN (plug type)

Pin	Description
1	GND à to Jump Battery, if any
2	GND à to Jump Battery, if any
3	+12V à to Jump Battery, if any
4	+12V à to Jump Battery, if any
5	ENCP (global ENCP for all devices)
6	ETH_Rx_P
7	ETH_Rx_N
8	ETH_Tx_P
9	ETH_Tx_N
10	CAN1_P (CAN 1A of ECU)
11	CAN1_N
12	CAN2_P (CAN2A of ECU)
13	CAN2_N

On the PC side a switch must be provided to connect to ground the ENCP pin in case of software download will be required.

MotoGP: Fig. 2: MotoGP ECU Connections



• **IMPORTANT NOTICE:** connections represented with red dotted lines are allowed as long as the IMU will be a free additional device, and they will be banned if and when the IMU will become an homologated or compulsory sensor.

*connection to 1S is also possible, but not recommended for an even load distribution.

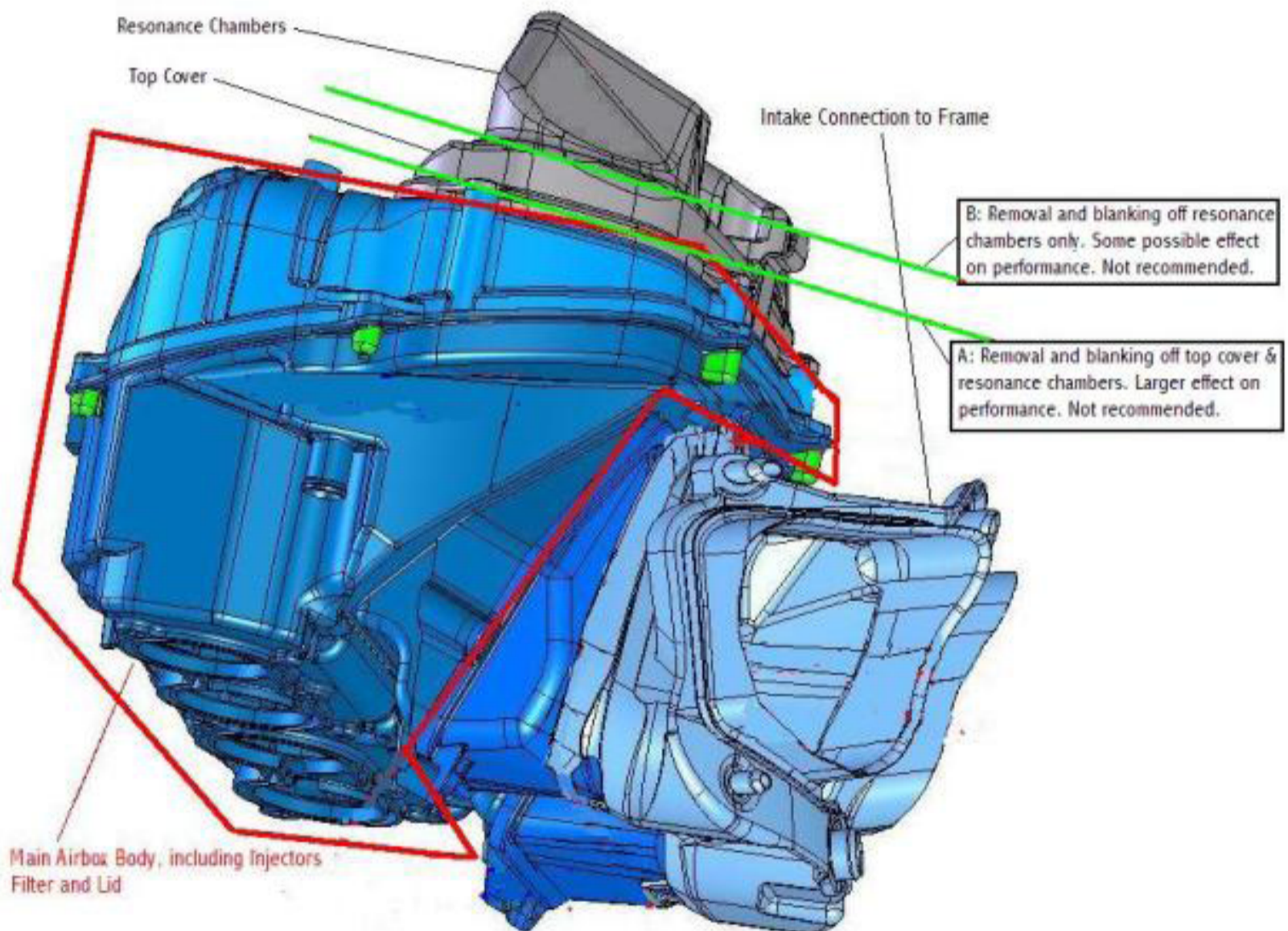
Moto2: Fig. 1: Moto2 Airbox

The main airbox body, shown inside the line, must be original and is mandatory.

The intake duct (“intake connection to frame”) may be replaced.

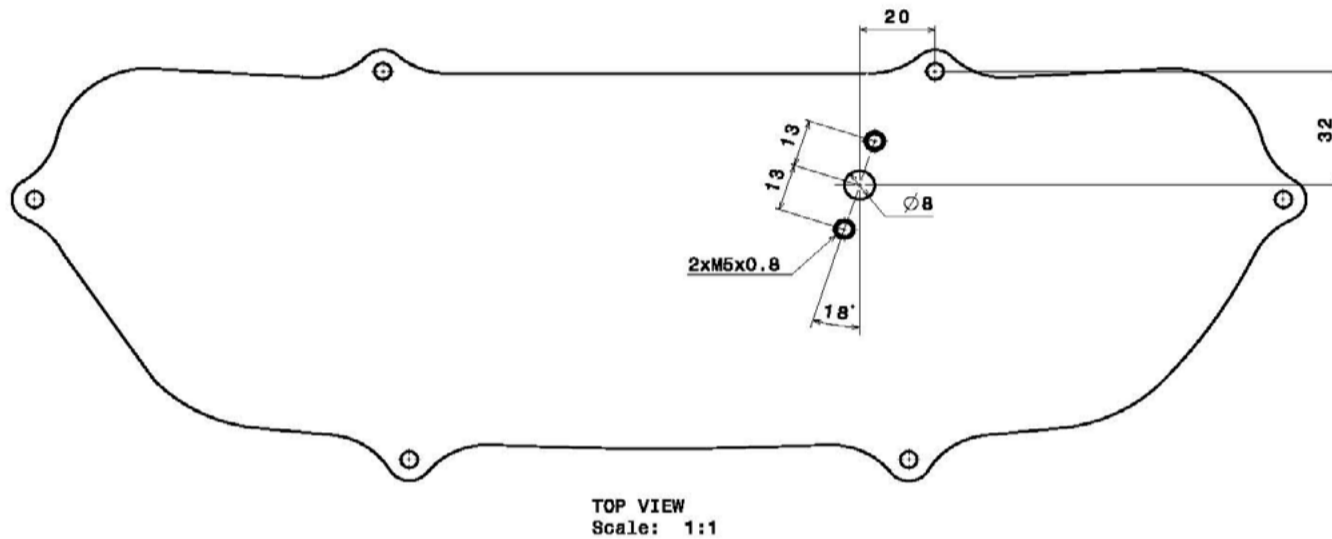
The resonance chambers on the airbox lid, including the top cover if required, may be replaced or modified.

Airbox volume, from the filter back, must not be more than the original.

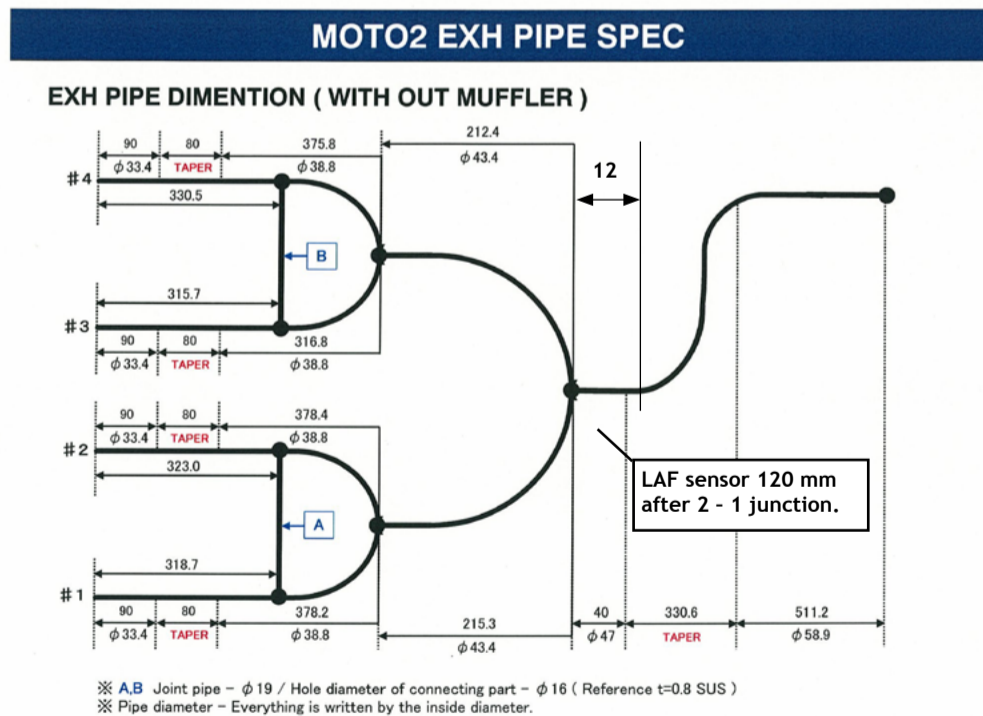


Moto2: Fig. 2: Moto2 Air temperature sensor position

If a blanking cover is fitted on the airbox lid, the air temperature sensor should be fitted in the position as shown below. It must not come into contact with any other parts in the airbox, and must not be positioned closer (measured horizontally) to the secondary injectors than the standard position on the original cover (that is, it must not be behind the “32mm” line shown below).



Moto2: Fig. 3: Moto2 Recommended exhaust specification



Moto2: Fig. 4: Moto2 Datalogging Sensors permitted at official Moto2 events:

STANDARD CHANNELS (SUPPLIED AS MOTO2 KIT) SENSOR	
Front Wheel Speed	supplied in kit
Rear Wheel Speed	calculated from g/box
Front Suspension	supplied in kit, 150 mm
Rear Suspension	supplied in kit, 75 or 100 mm
Front Brake Pressure	supplied in kit
Linear A/F (Lambda) Amplifier & ECU Input Module	supplied in kit
RPM	from engine
Throttle Position	signal from ECU
Water Temperature	signal from ECU
Manifold Pressure	signal from ECU
Air Temperature	signal from ECU
Oil Pressure Switch	signal from ECU
Error Report ECU	signal from ECU
Pitlane Speed Limiter	from ECU, Dashboard
Laptime	from Transponder
V_GPS	from 2D Moto2GPS
Bank Angle	from 2D Moto2GPS
Latitude	from 2D Moto2GPS
Longitude	from 2D Moto2GPS
Time	from 2D Moto2GPS
Vbattery	internal
Fuel Pressure	from sensor

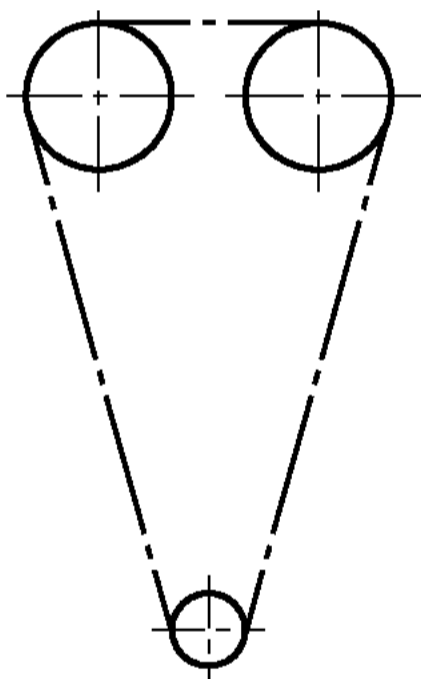
OPTIONAL CHANNELS (user-defined sensors must be approved by Technical Director)	
Pressure Sensor (Oil/Fuel Pressure)	purchase sensor
Rear Brake Pressure	purchase sensor
Front Axle Accelerometer /or user-defined	purchase sensor
Rear Axle Accelerometer /or user-defined	purchase sensor
Gyro	purchase sensor
Tyre Pressure Sensor	purchase sensors, receiver
Pitch Calculation	supplied software, no charge
Suspension Speed	supplied software, no charge
V_Rear	supplied software, no charge
Additional 2D USB Memory Module	purchase module

Moto2: Fig. 5: Moto2 Engine operating parameters:

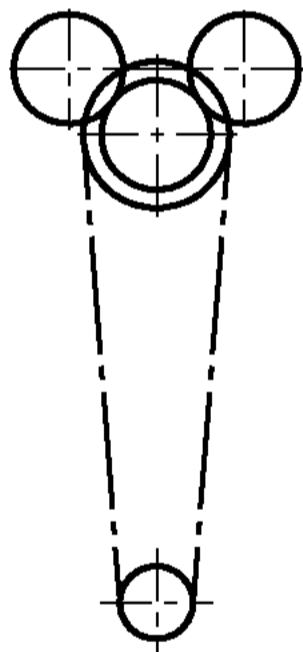
Crankshaft speed	16,000 rpm maximum
Operating water temperature	60 - 80°C
Air/Fuel Ratio target range	13.5 - 12.8
Oil level	Start of practice/race: at maximum level mark At all times between minimum and maximum level marks
Oil pressure	Low oil pressure warning must be respected

Moto3: Fig. 1: Moto3 Valve Timing Drive

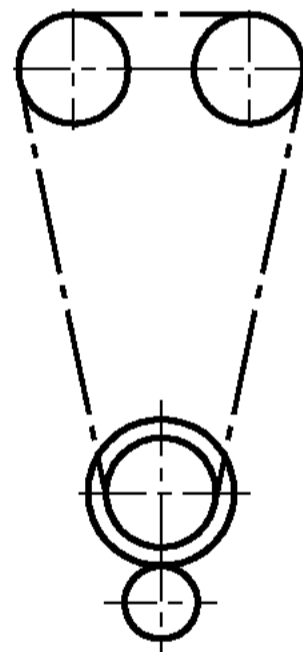
Examples of permitted valve timing systems with a single chain as the principal drive mechanism (NB. general concept illustrations only, not an exhaustive list. Other layouts may be possible provided they comply with Article 2.6.3.1.12.



a) simple chain drive



b) chain drive + upper gear



c) chain drive + lower gear

Moto3: Fig. 2: Moto3 Compulsory Engine Management features

Ignition	Must be of the inductive type. Maximum ignition coil current must be less than 30A
Throttle Position Sensor	Voltage output must be 0 - 5V
Crankshaft Pickup Sensor	Must be of the inductive type. Voltage at 300 rpm must be at least 0.8V, and maximum voltage less than 100V
Camshaft Pickup Sensor (if any)	Must be of the Hall-effect type. "0" voltage must be less than 0.5V, "1" voltage must be $4.5V \pm 0.5V$
Battery	Is compulsory. Must be in the 8 - 16.5V range (measured at the voltage acquisition channel) to ensure proper engine management function
Datalogger Download Connector	Must be type: Lemo PEN.1F.308.XLM or one completely compatible with this. Connected as detailed in Dell'Orto online documentation, http://www.dellorto-pe.com/

Moto3: Fig. 3: Moto3 Recommended Engine Management features

NB. Different design choices must be agreed separately with the official ECU supplier

UEGO O ² Sensor	Bosch LSU 4.9
Idle Speed Stepper Motor	Dell'Orto. Refer to website http://www.dellorto-pe.com/
Dashboard	Dell'Orto. Refer to website http://www.dellorto-pe.com/
Timing Option 1 Crankshaft Pickup only	Crankshaft timing pattern is "n-2" type, where "n" can be between 12 and 30. For optimum performance it is recommended that the first tooth after the missing teeth corresponds to TDC (top dead centre)
Timing Option 2 Crankshaft and Camshaft Pickups	Crankshaft timing wheel has between 12 and 30 teeth, and the camshaft timing pattern is one single tooth

Moto3: Fig. 4: Moto3 Initial ECU Mapping and Set Up Procedure

The official ECU start-up procedure is to ensure manufacturers will be supplied with the official ECU with an initial map to suit their engine in time for the first official Moto3 tests of the season. The initial map is intended for safe and trouble-free engine function, and not maximum performance. Performance mapping is the responsibility of the engine manufacturer or the Team.

NB. Detailed information on engine control strategies for Moto3 engine manufacturers is available from the ECU supplier, upon completion of a non-disclosure agreement. Refer to the website: <http://www.dellorto-pe.com/>

For an engine design to be eligible for the Moto3 class, one of the following two options for the ECU start-up procedure must be followed:

<p>OPTION 1 Initial Mapping and Set Up by ECU Supplier</p>	<p>Manufacturers will be guaranteed supply of the official ECU with initial maps to suit their engine before the first Moto3 official tests of the season, provided that:</p>
<p>By October 15th of the year preceding first entry in Moto3</p>	<ol style="list-style-type: none"> 1. the completed Moto3 Engine Manufacturer Entry Form is submitted to the organisers. (form available at http://www.fim-live.com/en/sport/official-documents-ccr/other-documents/) 2. two complete working engines (including throttle body, idle bypass actuator, transmission, sensors, spark plugs, wiring harness with ECU connector) and one complete airbox, cooling system and exhaust are delivered to the ECU supplier for mapping tests. Engines and parts will be returned by January of the following year. 3. a deposit of 10,000 Euros is lodged with the official ECU supplier.



<p>OPTION 2 Initial Mapping and Set Up by Engine Manufacturer</p>	<p>Engine Manufacturers can make an agreement with the ECU supplier to carry out their own Initial mapping procedure, with the following conditions:</p>
<p>At a schedule mutually agreed between ECU Supplier and Engine Manufacturer</p>	<ol style="list-style-type: none"> 1. the completed Moto3 Engine Manufacturer Entry Form is submitted to the organisers. (form available at http://www.fim-live.com/en/sport/official-documents-ccr/other-documents/) 2. the ECU will be initially delivered to the engine manufacturer by the ECU supplier, and the ECU supplier representative must be present to initiate setup of the mapping process. 3. the organisers and the ECU supplier provide no guarantee of any completion date for the mapping process. 4. there is no set deadline for this Option 2 procedure, but Option 1 takes precedence, and requests for Option 2 attendance will be processed at a time determined by the ECUSupplier.

3. DISCIPLINARY AND ARBITRATION CODE

3.1 Principles

The obligations incumbent upon the participants, officials and organisers are set out in the Regulations published by the FIM.

Proven violation or non-observance of these obligations will be subject to the penalties laid down in this chapter.

3.2 Penalties

The penalties are:

- warnings
- Grand Prix penalty points
- fines
- change of position
- ride through
- time penalties
- grid penalty
- disqualification
- withdrawal of Championship points
- suspension
- exclusion

3.2.1 Definition and application of penalties

Warnings:	can be made privately or publicly, and can be made without a hearing.
Grand Prix Penalty points:	<p>may be imposed by the FIM MotoGP Stewards Panel on a rider in any number from 1 to 10, points are cumulative and expire after a period of 365 days from the date they were imposed.</p> <p>A disqualification from participation at the next event (or from the race results if this occurs at the last event of the season) is imposed when a rider has accumulated 10 points.</p> <p>10 points are deducted from the record of a rider once the disqualification is served.</p> <p>A penalty of up to 5 points can be imposed without a prior hearing being necessary.</p> <p>However, the right of protest remains as set out in Article 3.4.1.</p>
Fines:	<p>cash penalty up to 50'000€</p> <p>A fine of up to 1'000 Euros can be imposed without a prior hearing being necessary.</p> <p>However, the right of protest remains as set out in Art. 3.4.1.</p>
Change of position:	the rider must go back the number of positions decided by the FIM MotoGP Stewards Panel.
Ride through:	see Art. 1.19
Time penalties:	the imposition of time affecting the rider's actual result up to 2 minutes and the cancellation of time.

Grid penalty:	<p>the imposition of a drop of any number of grid positions at the rider's next race or next event.</p> <p>A grid position penalty may be imposed without a prior hearing being necessary.</p> <p>However, the right of protest remains as set out in Article 3.4.1.</p>
Disqualification:	<p>disqualification from an event, practice sessions (black flag, black flag with orange disc), race (black flag, black flag with orange disc) or from its results.</p>
Withdrawal of championship points:	<p>the loss of points from the Championship races already run.</p>
Suspension:	<p>the loss of rights to participate in the Championship may be applied to one or more practice sessions (or part thereof), or races.</p>
Exclusion:	<p>the final and complete loss of all rights of participation in any activity under FIM control.</p>

3.2.2 Plurality of penalties

Any offender may have several penalties pronounced against him according to the circumstances.

3.3 The Disciplinary and Arbitration Bodies

The disciplinary and arbitration bodies of the FIM, qualified to deal with disciplinary and arbitration matters, are:

- The Race Direction
- The FIM MotoGP Stewards Panel
- **The FIM Appeal Stewards**
- The MotoGP Court of Appeal

3.3.1 The Race Direction

3.3.1.1 Constitution

The Constitution of the Race Direction is in accordance with the requirements laid down in Article 1.6.

3.3.1.2 Authority and Competence

The Race Direction has the authority to refer any case involving riders, teams' personnel, Officials and Promoters/Organisers, and all persons involved in any capacity whatsoever in the event or in the Championship, to the FIM MotoGP Stewards Panel for possible disciplinary for:

- any voluntary or involuntary action or deed accomplished by a rider or team member **or any other person as mentioned above**, contrary to the current Regulations or instructions given by an official of the meeting.
- **any voluntary or involuntary action of Officials and Promoters/Organisers for having been unable to ensure the smooth and efficient running of the event or for serious breaches of the Regulations and Protocols covering the event organisation.**

3.3.2 The FIM MotoGP Stewards Panel

3.3.2.1 Constitution

The Constitution of the FIM MotoGP Stewards Panel is in accordance with the requirements laid down in Article 1.7.

3.3.2.2 Authority and Competence

The FIM MotoGP Stewards Panel has the authority to penalise riders, teams' personnel, officials, promoters/organisers and all the persons involved in any capacity whatsoever in an event or in the Championship, **without the necessity of a hearing in the case of minor offences**, for :

- Infringements of the Regulations.
- any voluntary or involuntary action or deed accomplished by a person or a group of persons during a meeting, contrary to the current Regulations or instructions given by an official of the meeting.
- any corrupt or fraudulent act, or any action prejudicial to the interests of the meetings or of the sport, carried out by a person or a group of persons occurring during an event.

The FIM MotoGP Stewards Panel is competent to adjudicate upon a protest relating to infringements of the Regulations.

3.3.2.3 Penalties that may be pronounced by the FIM MotoGP Stewards Panel:

- a warning
- an imposition of penalty points
- a fine
- a change of position
- a ride through
- a time penalty
- a grid penalty
- a disqualification
- a withdrawal of Championship points
- a suspension

Furthermore, the FIM MotoGP Stewards Panel can refer the case to the MotoGP Court of Appeal in order to impose a higher penalty than the FIM MotoGP Stewards Panel is empowered to do.

3.3.3 The FIM Appeal Stewards

3.3.3.1 Constitution

The FIM Appeal Stewards will consist of:

- one FIM Steward with FIM Sporting Steward Superlicence, who will be the chairman of the FIM Appeal Stewards and exercise a casting vote if necessary. This Steward will be nominated by the FIM and approved by the Permanent Bureau,
- and one FMNR Steward with FIM Sporting Steward Licence, nominated by the FMNR and approved by the FIM.

3.3.3.2 Authority and Competence

The FIM Appeal Stewards will hear any appeals against decisions taken by the FIM MotoGP Stewards Panel.

The FIM Appeal Stewards may confirm or overturn a decision of the FIM MotoGP Stewards panel, or impose a different penalty according to the penalties described in Art. 3.3.2.3.

The FIM Appeal Stewards may refer the case to the MotoGP Court of Appeal if it appears impossible to deal with the case for any valid reason. Such a decision will be justified in writing by the FIM Appeal Stewards.

3.3.4 The International Judicial Panel

The International Judicial Panel (CJI) is composed of qualified persons from which the member of the MotoGP Court of Appeal is nominated.

3.3.4.1 Constitution

The International Judicial Panel shall consist of members nominated by FMNs. Each FMN may nominate one or several members having the nationality of that FMN. The appointments shall be confirmed by the General Assembly for 4-year periods.

3.3.4.2 Qualifications

In order to qualify for appointment to the International Judicial Panel, a candidate must be in possession of a diploma in Law studies of University level. He must be able to express himself in at least one of the official languages of the FIM. He cannot however be an officer or a licence holder of the FIM.

3.3.5 The MotoGP Court of Appeal

3.3.5.1 Appointment of the Members

The FIM Legal Director in collaboration with the Director of the CJI will appoint, each time, the judge(s) who will constitute the MotoGP Court of Appeal.

3.3.5.2 Procedures

The name of the judge(s) appointed must be communicated to all interested parties in the case, who have the right to make a duly documented objection to the composition of the Court, the day after having received the information. If the Permanent Bureau considers that a reasonable objection is made, they must appoint the necessary replacements. Otherwise they reject the objection and fix the date for the hearing.

The court may request the opinion of an expert or summon a witness who it considers useful.

3.3.5.3 Authority and Competences

The MotoGP Court of Appeal will hear any appeals against decisions taken by the FIM Appeal Stewards.

The MotoGP Court of Appeal adjudicates upon request of the Race Direction, the FIM MotoGP Stewards Panel, or the FIM Appeal Stewards.

The President of the FIM, the Executive Board or the Management Council may, within 4 days after an Event, refer to the MotoGP Court of Appeal matters of violation or infringement of the FIM regulations not concerning sporting or technical regulations.

3.3.6 The FIM as a Party in the Legal Proceedings

3.3.6.1 Function

For all the appeals to the MotoGP Court of Appeal, the FIM is entitled to assert its interests or to explain its position by means of a prosecution address.

3.3.6.2 Appointment

The Executive Board shall appoint in each case, the person who will represent the FIM.

3.3.6.3 Procedure

The intervention of the FIM is optional and is left to the appreciation of the Executive Board.

As a party, the FIM enjoys the same rights and obligations as the other parties.

The FIM may be present in person at a hearing or may present its claims in writing.

3.3.6.4 Cases concerning behaviours of an exceptional gravity

In case of a behaviour of an exceptional gravity, the President of the FIM, the FIM Executive Board may refer the case to the FIM CDI which will hear such a case according to the procedures and time limits laid down by the General FIM Disciplinary and Arbitration Code.

3.4 Protests and Appeals

3.4.1 Right of protest

Any legal entity or any individual, rider, team, manufacturer, official etc. affected by a decision taken under the authority of the FIM, has the right to protest against that decision.

No protest may be lodged against an immediate **decision entailing** or not:

- a fine, resulting from a pit lane speeding, pit lane exit, or practice start violation.
- a change of position.
- **a time penalty given in lieu of either: a ride through penalty under 1.19, or a change of position penalty under 1.21.3.**
- a ride through.
- a cancellation of the lap time concerned for a rider exceeding the track limits during practices.
- a disqualification from the practice sessions or races by means of a black flag or black flag with orange disc

No protest may be lodged against a decision of the Race Direction or **FIM MotoGP Stewards Panel** based on a photo finish.

3.4.2 Right of appeal

The rules concerning appeals against FIM disciplinary decisions are:

1. To the FIM Appeal Stewards against a decision of the FIM MotoGP Stewards Panel

No appeal may be lodged against a decision entailing or not:

- a fine for speeding in the pit lane, pit exit line violation, or practice start violation.
- a change of position
- a time penalty given in lieu of either: a ride through penalty under 1.19, or a change of position penalty under 1.21.3.
- a ride through
- a cancellation of the lap time concerned for a rider exceeding the track limits during practices
- a disqualification from the practice sessions or races by means of a black flag or black flag with orange disc.
- a grid penalty for the race of the event

No appeal may be lodged against a decision based on a photo finish.

When no appeal may be lodged the decision of the FIM Appeal Stewards is final.

2. To the MotoGP Court of Appeal against a decision of the FIM Appeal Stewards

No appeal may be lodged against a decision entailing or not:

- a fine for speeding in the pit lane, pit exit line violation, or practice start violation.
- a change of position
- a time penalty given in lieu of either: a ride through penalty under 1.19, or a change of position penalty under 1.21.3
- a ride through
- a cancellation of the lap time concerned for a rider exceeding the track limits during practices

- a disqualification from the practice sessions or races by means of a black flag or black flag with orange disc.
- a grid penalty for the race of the event

No appeal may be lodged against a decision based on a photo finish.

When no appeal may be lodged the decision of the MotoGP Court of Appeal is final.

3. To the CAS

No appeal may be lodged against a decision entailing or not:

- a change of position
- a cancellation of the lap time concerned for a rider exceeding the track limits during practices
- a ride through
- a disqualification from the practice sessions or races by means of a black flag or black flag with orange disc.
- a fine for speeding in the pit lane, pit exit line violation, or practice start violation.
- a grid penalty for the race of the event

No appeal may be lodged against a decision based on a photo finish.

3.4.3 Procedure and time limit for protests

All protests must be submitted and signed only by the person directly concerned. Each protest must refer to a single subject only and the intention to protest must be notified to the Race Direction or to IRTA or to the FIM MotoGP Stewards Panel within 30 minutes of the publication of the results in the case of Sporting Regulation protests, and before the chequered flag of the session in the case of Technical Regulation protests. The protest must then be confirmed in writing or withdrawn within 1 hour at the latest after the publication of the results. Protests must be handed to a responsible official (Clerk of the Course, Race Director, FIM Steward or Secretary of the Meeting) together with the security deposit of 660 Euros or equivalent.

Teams and riders contracted to compete in the Championship may submit a letter of guarantee from IRTA in lieu of payment.

A protest against the eligibility of a rider, team or a motorcycle to enter a class or event must be made before the start of the official practice. A protest against a machine on technical control compliance grounds (eg. weight, noise, materials, etc.) may be made after the start of official practice, and must be informed to the Race Direction, to IRTA or to an FIM Steward before the chequered flag of the practice session or race concerned.

3.4.4 Hearing of a protest

After an immediate hearing, the FIM MotoGP Stewards Panel must make a decision on any protest presented. The protest has to be judged according to the provisions of the Regulations.

3.4.5 Effect of the decision upon a protest

The decision of the FIM MotoGP Stewards Panel of determination of penalty is immediate.

3.4.6 Time limits for the lodging of an appeal

The time limit for lodging a statement of appeal is:

against a decision of the FIM MotoGP Stewards Panel	30 min.
against a decision of the FIM Appeal Stewards	1 hour
statement of appeal against a decision of the MotoGP Court of Appeal before the Court of Arbitration for Sports (CAS)	5 days

The time limits shall be taken from the date and time of receipt of the decision by the appellant.

3.4.7 Lodging of an appeal

To be admissible, the statement of appeal must be submitted **in writing** (appeal before the **FIM Appeal Stewards**) or **submitted** or sent by registered letter or special courier or by electronic mail to the FIM Executive Secretariat and postmarked (**appeal before the MotoGP Court of Appeal**).

The correct security deposit for appeal must be **paid to the FIM MotoGP Stewards** (appeal before the **FIM Appeal Stewards**) or paid in to the FIM Executive Secretariat (appeal before the MotoGP Court of Appeal).

Within 24 hours following the statement of appeal before the MotoGP Court of Appeal, the appellant assigns to the FIM Executive Secretariat a brief of appeal stating the facts.

If the appeal was not lodged and/or the security deposit for appeal not paid within the dead line specified in article 3.4.6, the appeal will be declared inadmissible without hearing.

3.4.7.1 Security deposit for appeals

The amount of the security deposit is 1'320 Euros.

Teams and riders contracted to compete in the Championships may submit a letter of guarantee from IRTA in lieu of payment.

3.4.7.2 Security deposit payable upon an adjournment

If an adjournment to call further witnesses is ordered upon the request of one of the parties involved, this party must provide an additional financial guarantee within a time limit to be fixed by the disciplinary body. The hearing will not be continued until this guarantee has been paid. In case of no provision of the guarantee within the time limit, the disciplinary body will make a determination on the appeal based on the evidence of the original witness.

3.4.7.3 Time limits to be observed for appeal hearings

The FIM Appeal Stewards must be convened to examine an appeal immediately after the brief of appeal is received.

The FIM Appeal Stewards must in all cases announce a decision immediately following the hearing of the appeal.

The MotoGP Court of Appeal must be convened to examine an appeal not later than **4 weeks** after the brief of appeal is received.

The MotoGP Court of Appeal must in all cases pronounce a decision, within **4 weeks** after the brief of appeal is received.

3.4.8 Effect of an appeal

On request of the appellant, the FIM Appeal Stewards may decide a stay of the provisional execution adjudicated by the FIM MotoGP Stewards Panel by injunction or in its decision.

On request of the appellant, the MotoGP Court of Appeal may decide a stay of the provisional execution adjudicated by the FIM Appeal Stewards by injunction or in its decision.

3.5 Procedure before all the Disciplinary and Arbitration Bodies

3.5.1 Right to a hearing

It shall be the unquestionable right of any person or body charged with any offence under the Regulations to defend themselves, either in person or by proxy.

Any party convened before a disciplinary or arbitration body has the right to be represented by one defense counsel of its own choice and at its own expense. Adequate notice of this intention must be given in order that this may also be notified to all other parties in the case. Failure to do so may result in the disciplinary or arbitration body upholding an objection to such representation.

If any of the parties duly convened do not appear, judgment can be rendered by default.

The disciplinary or arbitration bodies may decide that the hearing take place by means of a telephone conference call or through any other means of communication using a telephone or electronic device. Such a method of conducting a hearing shall only take place with the consent of all parties involved.

3.5.2 The hearing

The hearing shall be public unless the disciplinary or arbitration body itself decides otherwise in exceptional circumstances.

The hearing shall be conducted in one of the official languages of the FIM. Should one of the parties wish to use another language, it shall provide the necessary interpreters at its own costs.

The appellant must be present or duly represented, failing which, the protest will not be admissible and the costs shall be borne by the appellant.

Once the Judge(s) has opened the proceedings, he will invite the parties involved to state their respective cases without the witnesses being present.

After statements of the parties concerned, the disciplinary or arbitration body shall hear the various witnesses and experts in order to complete the evidence. The parties involved in the case shall have the right to question all witnesses and experts on their evidence.

Any member of the disciplinary or arbitration body may, at any time during the hearing and with the **Judge's** approval, question any of the parties involved, the witnesses and experts.

3.5.3 Witnesses and Experts

Each party is responsible for the convening and appearance of its own witnesses, as well as their expenses unless decided otherwise by the Court.

The disciplinary or arbitration body has no authority to oblige the witnesses to swear on oath; therefore, testimony shall be given freely. The witnesses may only testify to the facts they know and shall not be allowed to express an opinion, unless the disciplinary or arbitration body should regard them as experts on a particular subject and should ask them to do so.

After having made their statements, the witnesses may not leave the Courtroom and shall not be allowed to speak to any other witness who has still to give evidence.

The Court may summon experts.

3.5.4 Judgement

Decisions of all disciplinary or arbitration bodies will be reached in camera by a simple majority of votes. All members will have equal voting rights which must be exercised when a decision is required. Abstention is not permitted.

Each member of the disciplinary or arbitration body binds himself to keep all deliberations secret.

3.5.5 Notification of judgements

The decisions of the FIM MotoGP Stewards Panel and of the **FIM Appeal Stewards** must be notified directly at the event venue, or failing that, addressed by registered letter with acknowledgement of receipt or by electronic mail.

All judgements of the MotoGP Court of Appeal must be notified, in writing, by registered letter with acknowledgement of receipt or by electronic mail in order to inform all the parties concerned.

3.5.6 Publication of judgements

The disciplinary or arbitration body imposing a penalty or adjudicating a protest or an appeal must have its findings published and quote the names of all parties concerned. The persons or bodies quoted in these statements have no right of action against the FIM nor against any person having published the statement.

Furthermore, final decisions will be published in the Media Centre and in the FIM Magazine unless the Court itself decides otherwise.

3.6 Costs of procedure

The costs of a disciplinary or arbitration decision will be assessed by the FIM Executive Secretariat and will be awarded against the losing party, unless the Court decides otherwise.

3.6.1 Payment of fines and costs

If the penalty is definitive, all fines must be paid into the Benevolent Fund before the beginning of the first practice of the second Grand Prix following the final decision. The costs must be paid to the FIM Executive Secretariat within 30 days of notification of the judgement decision according to Article 3.5.5.

The person or body affected by the decision shall be automatically suspended from participation in all FIM activities, until such time as full payment has been received.

3.7 Reciprocity of penalties

As a consequence of the agreement of reciprocity concluded on April 30th, 1949 between the 4 organisations controlling motorised sports internationally, i.e. in addition to the FIM, namely:

- the Fédération Internationale de l'Automobile (FIA)
- the Fédération Aéronautique Internationale (FAI)
- the Union Internationale Motonautique (UIM)

penalties of suspension or exclusion may also be applied to one or another of the sports represented by the above organisations, upon request of the FIM.

3.8 Law of Mercy

The Management Council, after consultation with the CJI President or upon his proposal, may mitigate or completely forgive the penalty of a person or group of persons after having exhausted all the appeal procedures

3.9. Arbitration Clause

Final decisions made by the disciplinary bodies (exception art. 3.4.2.3) or the General Assembly of the FIM may be submitted exclusively to the Court of Arbitration for Sport by way of appeal within the time limit as laid down in article 3.4.6, which shall have exclusive authority to impose a definitive settlement in accordance with the Code of Arbitration applicable to sport.



4. **CIRCUIT STANDARDS**

Circuit standards will be defined by the “FIM Standards”.

5. MEDICAL CODE

The Medical Code contains guidelines, standards and requirements for the following: medical fitness in order to obtain a rider's licence (5.1 - 5.2.4), medical services at events (5.3 - 5.3.14), procedure in the event of an injured rider - (5.3.15), insurance (5.4), professional confidence (5.5), statistics (5.6) and documentation [Appendices A, B, C, D, E, F, G, L, O, R, S, T, V]. Appendix U will be published at a later stage.

The GP Medical Code is contained within the FIM World Championship Grand Prix Regulations and reflects the relevant sections within the FIM Medical Code. The requirements of the Medical Code must be met at all FIM World Championship Grand Prix (FIM WC GP) events.

In circumstances not covered explicitly by the FIM Medical Code, if such a situation occurs during an event, a binding decision will be made by mutual agreement between the CMO, Medical Director and FIM Medical Officer.

Any modifications to the Medical Code whatsoever are only possible with the consent of the FIM and its contractual partners.

Any amendments to this Grand Prix Medical Code must be approved by the GP Commission.

The FIM Grand Prix World Championship: Moto3, Moto2 and MotoGP will be herein collectively referred to as "GP".

5.1 INTRODUCTION

MEDICAL CERTIFICATE AND EXAMINATION

Every rider taking part in motorcycle competition events must be medically fit. For this reason a satisfactory medical history and examination are essential. **It is the responsibility of the rider to immediately inform the relevant FIM Medical Officer and the CMO of any changes in his/her health through illness or injury that may adversely affect his/her ability to ride or compete. Failure to do so will result in an immediate exclusion from competition and may lead to further sanctions.** The medical history and medical examination forms are contained in Appendices A and B. The medical certificate is valid for not more than one year. In the event of serious injury or illness occurring following the issue of a medical certificate, a further examination and medical certificate are necessary.

5.1.1 GUIDELINES FOR THE EXAMINING DOCTOR

(To be issued with the medical history [Appendix A], and medical examination [Appendix B] Forms).

The examination should be performed by a doctor familiar with the applicant's medical history. The examining doctor must be aware that the person to be examined is applying for a licence to participate in motorcycle events. The purpose of the examination is to determine whether the applicant is physically and mentally fit to control a motorcycle in order to ensure the safety of other riders, officials and spectators during an event, having regard to the type of event for which the rider is applying.

Certain disabilities exclude the granting of a licence.

LIMBS

The applicants should have sufficient function of their limbs to permit full control of their machine during events. In the case of loss or functional impairment of all or part of a limb or limbs the applicant must be referred for the opinion of the medical commission of his FMN and of the FIM, if necessary.

EYESIGHT

The minimum corrected visual acuity must be 6/6 [10/10] with both eyes open together. The minimum field should measure 160 degrees, 30 degrees vertical.

Spectacles, if required, should be fitted with shatterproof lenses and contact lenses, if worn, should be of the "soft" variety.

A person who suddenly loses sight in one eye will not be allowed to hold a licence until a minimum of three years have elapsed with vision (corrected if necessary) not less than 6/6 [10/10] in the one eye. Satisfactory judgement of distance and wearing double protection when competing would be required for all riders with vision in only one eye.

Double vision is not compatible with the issuing of a competition licence.

The applicant must have normal colour vision, in that they can distinguish the primary colours of red and green. If there is any doubt, a simple practical test is recommended under conditions similar to those of a race.

HEARING AND BALANCE

A licence can be issued to an applicant with impaired hearing but not to an applicant with a disturbance of balance.

A rider with impaired hearing must be accompanied at the riders briefing by a person with normal hearing who can communicate the information either by signing or in writing. The rider must wear a clearly visible tag that identifies him/her as hearing-impaired to the marshals and medical personnel in case of an accident/incident. The rider must also comply with the requirements of Article 5.2.4 of the FIM GP Medical Code.

DIABETES

In general, it is not considered advisable for diabetics to enter motorcycle events.

However, a well-controlled diabetic not subject to hypoglycaemic or hyperglycaemic attacks, and having no neuropathy nor any ophthalmoscopic evidence of vascular complications, may be passed as fit to compete.

CARDIO-VASCULAR SYSTEM

In general, a history of myocardial infarction or serious cardio-vascular disease would normally exclude a rider. Special attention should be paid to blood pressure and cardiac rhythm disorders. In such cases a certificate from a cardiologist including the results of any test the cardiologist considers necessary, must be submitted with the medical examination form.

NEUROLOGICAL AND PSYCHIATRIC DISORDERS

In general, applicants with a serious neurological or psychiatric disorder will not be granted a licence.

FITS OR UNEXPLAINED ATTACKS OF LOSS OF CONSCIOUSNESS

A licence will not be issued if the applicant suffers from epilepsy, has suffered a single epileptic fit, or has suffered any episodes of unexplained sudden loss of consciousness during a period of 5 (five) years. If no other epileptic fit or other unexplained sudden loss of consciousness has occurred during these 5 (five) years, the applicant may be granted a licence.

USE OF WADA PROHIBITED SUBSTANCES

Applicants using substances included in the WADA Prohibited List will not be accepted except with a valid Therapeutic Use Exemption (TUE) approved by the FIM.

ALCOHOL

Applicants with an alcohol addiction will not be accepted.

For safety reasons riders must not participate in competition if they are found to have a blood alcohol concentration superior to the threshold of 0.10. g/L.

The presence of alcohol in concentration higher than the threshold and the consumption/use of alcohol (ethanol) are prohibited in motorcycling sport during the *in-competition period and will be considered as a violation of the Medical Code.

Such violation(s) of the Medical Code will be sanctioned as follows:

The riders will be immediately excluded and disqualified from the relevant event. Further sanctions will be applied in accordance with the FIM Disciplinary & Arbitration Code and/or the relevant Sporting Regulations.

* The in-competition period is defined as the period commencing twelve hours before the rider has passed the technical and/or administrative scrutineering whichever is the earlier, before an event** in which the rider is scheduled to participate until the publication of the results of such event. For the avoidance of doubt the possession, use and consumption of alcohol during the awarding ceremony is not considered a violation under the FIM Medical Code **providing that the podium ceremony takes place at the end of the event.**

Detection will be conducted by analysis of breath and/or blood. The alcohol violation threshold is equivalent to a blood alcohol concentration of 0.10 g/L.

Riders may be subject to alcohol breath and/or blood testing at any time in-competition.

** Event is a single sporting event composed, depending on the discipline, of practice sessions, qualifying practice sessions and race(s), rounds, legs, heats or stages.

MEDICATION & DRUGS

Applicants will not be accepted if they are using medication including those legitimately prescribed with potentially adverse side effects that could pose a risk to the safety of the rider or others during competition. This includes drugs that cause sedation, blurred vision, psychomotor retardation or other side effects that can adversely affect their ability to have full and complete control of a motorcycle in competition.

TREATMENT WITH PROHIBITED SUBSTANCES OR METHODS AT EVENTS

Any treatment requiring a prohibited substance or method to be used by any doctor to treat a rider during an event must be discussed and agreed with the FIM Medical Officer. If this is required a TUE must be submitted immediately for retroactive approval to be received by the FIM no later than the following day after the event.

ANAESTHESIA

Riders will not be permitted to participate in practice or competition until at least 48 hours have elapsed following any general, epidural, spinal or regional anaesthesia.

See also 5.2.3 and appendix L

CONCUSSION

Assessment of the injured rider and return to competition should be in accordance with the guidelines for the assessment and management of concussion as contained within the International Consensus Statement on Concussion in Sport Zurich 2012.

See also Art. 5.2.3 and appendix L.

In the event of a suspected concussion the rider should be assessed using a recognised assessment tool such as SCAT3 or similar (see appendix S). If the assessment confirms a concussion the rider should immediately be excluded from competition for at least the rest of the event. Prior to returning to competition the rider should be assessed for and provide documentary evidence of a return to normal neuro-psychological function using for example the IMPACT system, functional MRI scan or similar.

PROCEDURE IN CASE OF DOUBT OF MEDICAL FITNESS

The examining doctor may not feel able to approve an applicant on medical grounds. In such a case he should complete the certificate, having ticked the relevant box, sign it, and then send it to the applicant's FMN with his observations, including past history. If necessary, he should request that the applicant be examined by a member of the medical committee of the FMN or a doctor appointed by the FMN.

COST OF MEDICAL EXAMINATION

Any fee arising from the examination or completion of the medical certificate is the responsibility of the applicant.

5.1.2 AGE OF RIDERS

Refer to Art. 1.10

5.2 SPECIAL MEDICAL EXAMINATION

At any time during an event a special medical examination may be carried out (this may include urine dipstick testing for drugs) by an official doctor or by another doctor nominated by the Chief Medical Officer (CMO) at the request of the Race Director, Medical Director or FIM Medical Officer.

5.2.1 REFUSAL TO UNDERGO SPECIAL MEDICAL EXAMINATION

Any rider who refuses to submit himself to such special medical examination must be excluded from the event, and his case notified to the Race Direction and the FIM.

5.2.2 LIST OF MEDICALLY UNFIT RIDERS

The CMO shall examine all riders listed as medically unfit who wish to compete in order to assess their medical fitness to do so the day before they use a motorcycle on the track. The list shall be supplied by the Medical Director and/or FIM Medical Officer, who will attend this examination. It is the rider's responsibility to inform the Medical Director, FIM Medical Officer and CMO of any injury or illness sustained between events for inclusion in the list.

5.2.3 MEDICAL FITNESS TO RACE

A rider must be sufficiently medically fit to control his machine safely at all times. There must be no underlying medical disorder, injury or medication that may prevent such control or place other riders at risk. Failure of a rider to disclose such a condition may lead to the application of sanctions.

Riders will not be permitted to participate in practice or competition until at least 48 hours have elapsed following any general, epidural, spinal or regional anaesthesia.

In the event of a suspected concussion the rider should be assessed and managed in accordance with the guidelines for the assessment and management of concussion as contained within the International Consensus Statement on Concussion in Sport Zurich 2012. The rider should be assessed using a recognised assessment tool such as SCAT3 or similar. If the assessment confirms a concussion the rider should immediately be excluded from competition for at least the rest of the event.

Prior to returning to competition the rider should be assessed for and provide documentary evidence of a return to normal neuro-psychological function using for example the IMPACT system, a functional MRI or similar.

The decision regarding medical fitness to compete is normally at the discretion of the CMO. The CMO should be provided with and consider a report from the practitioner treating the rider including details of X-rays, scans, other investigations and any interventions before assessing a rider's fitness to return to competition. As necessary and appropriate decisions regarding fitness to compete should be made in consultation with the Medical Director and/or FIM Medical Officer.

5.2.4 RIDERS WITH SPECIAL MEDICAL REQUIREMENTS

Riders with certain medical conditions and who may require special treatment in the event of injury, or who have been in hospital during the previous 12 months or who are being treated for any medical conditions are responsible for informing the CMO, Medical Director and FIM Medical Officer, before the event regarding their condition and that they may require such special treatment.

5.3 MEDICAL SERVICES AT EVENTS

Any treatment at the circuit during an event is free of charge to the riders. The costs for transferring an injured rider to a hospital designated by the CMO are the responsibility of the organiser or promoter of the event.

Medical services must guarantee assistance to all riders as well as any other authorised persons injured or taken ill at the circuit during event.

A medical service for the public, separate from the above services must be provided by the event organisers. This service is not described in this code but must conform to any regulation enforced by the relevant country and reflect the size of crowd expected. This service must be controlled by a deputy CMO or other doctor but not directly by the CMO.

Unless otherwise authorised by the rider the CMO, the Medical Director and FIM Medical Officer, the Clinica Mobile and other members of the medical services, are not authorised to make statements to any third party, other than immediate relatives, about the condition of injured riders, without reference to and authorisation from the FIM and Dorna.

Appropriate medical services should be available continuously when teams and officials are present at the circuit and in the paddock, that is normally, from at least 08.00 hrs. on the Monday before the race until at least 20.00 hrs on the Monday after the race. In any case the CMO will consult with the FIM Medical Officer before stopping any service provision at the medical centre.

Appropriate medical services are defined as follows:

- During all official track activity a fully functional medical services, including medical centre, ground posts, vehicles, helicopter and personnel in accordance with the circuit medical homologation.
- **During the days with track activity as well as the day before it begins** the Medical Centre must be fully staffed in accordance with the medical homologation from 08:00 hrs or at least 1 hour before the track activity commences until 20:00 hrs or at least three hours after the end of the last race or track activity.
- At all other times when there is no official track activity as above from 08.00 hrs on the Monday before the event until 20.00 hrs on the day after the event there must always be a doctor and a nurse/paramedic with an ambulance available at the medical centre.

At events where no one sleeps in the paddock overnight it may be permissible following consultation with the FIM Medical Officer to not have any medical staff available from 20:00 hrs to 08:00 hrs.

The full Medical service available for FIM events must remain in place for any national or supporting races that occur during FIM events and that the FIM procedure in case of serious/fatal accidents must be followed. (Appendix U to be published at a later stage).

5.3.1 TERMS OF REFERENCE OF THE CHIEF MEDICAL OFFICER (CMO)

The CMO:

- Is a holder of the corresponding FIM **GP CMO Superlicence**
- Is appointed by the FMNR/Organiser.
- Should be the same throughout the event.
- Must be able to communicate in at least one of the FIM official languages, either English or French.
- Should be familiar with the FIM Medical Code and FIM Anti- Doping Code.
- Must be named in the event information.
- Must be a fully registered medical practitioner authorised to practice in the relevant country or state in which the event is taking place.
- Must have malpractice insurance appropriate to the relevant country or state, where the event is being held.
- **Must have attended the FIM CMO Superlicence seminar which takes place every year.**
- Must be familiar with the circuit and the organisation of the medical services at which he/she is appointed.
- Must be familiar with the principles of emergency medical care and the associated organisational requirements necessary for a circuit medical service to deliver effective emergency medical interventions to injured riders in keeping with current accepted best practice.
- Is responsible for the positioning of medical and paramedical personnel and vehicles under his control.



- Must complete the FIM CIRCUIT CMO QUESTIONNAIRE (appendix F) and return it to the FIM, Medical Director and FIM Medical Officer at least 60 days prior to the event. Failure to comply with this deadline may result in sanctions being applied. The Circuit CMO Questionnaire must be accompanied by:
 - A medical plan and maps of the medical service including the position and number of all of the medical resources including all personnel and vehicles.
 - A plan of the circuit medical centre
 - A map showing the location, distances and routes to the designated hospitals.
 - A list of the doctors including a brief professional curriculum vitae of their experience and qualification relevant to the provision of out of hospital emergency medical care (see appendix T). This should be presented at the latest on the day before the event following the initial track safety inspection.
- No alterations to the questionnaire and associated medical plan and circuit map showing the position of the medical personnel and vehicles, are permitted without previous consultation with the Medical Director and/or FIM Medical Officer.
- Must contact, in writing, at least 60 days before the event, hospitals in the vicinity of the event that are able to provide the following specialist services, and include them in the questionnaire:
 - **CT Scan**
 - **MRI**
 - Trauma resuscitation
 - Neurosurgery
 - General surgery
 - Vascular surgery
 - Trauma and Orthopaedic surgery
 - Cardio-Thoracic surgery
 - Intensive Care
 - Burns and plastic surgery



- Must send copies electronically to the FIM, Medical Director and FIM Medical Officer at least 30 days before the event and have available at the event the letters they have written to the hospitals and copies of the letters of confirmation that every hospital to be used for treatment of injured persons is aware that the event is taking place and is prepared to accept and treat injured riders with minimum delay. The letter of confirmation of every hospital must mention its equipment (x-ray, scanner etc.) the name (and telephone numbers) of the doctor in charge for each day and a map showing the quickest route from the circuit to the hospital.
- Any change to the above mentioned information must be immediately forwarded to the Medical Director, FIM Medical Officer and to the FIM.
- Should attend the meetings of the Event Management Committee.
- Will collaborate with the Medical Director and/or FIM Medical Officer to organize a simulation of a medical intervention on the day prior to the first practice session.
- Must brief the medical personnel prior to the start of the first practice session of the event, as well as debrief the staff after the event.
 - This briefing should include practical scenario-based examples of incident responses.
 - Compulsory scenario-based demonstration and training in the initial response to and management of an injured rider should take place on the day before the event and be attended by the CMO, Medical Director and FIM Medical Officer.
 - **To inspect the circuit with the Medical Director, FIM Medical Officer, Clerk of the Course and Race Director the day before the first practice session. A further check will be made no later than 30 minutes before the first practice session or race each day to ensure that all medical facilities and staff, including the medical centre are ready to function and in accordance with the agreed medical plan and the Medical Code, and to report any shortcomings to the Medical Director, FIM Medical Officer and Race Director and FIM Safety Officer.**

- When motorcycles are on the track the CMO;
 - must be stationed in Race Control.
 - must be in close proximity to and liaise directly with the FIM Medical Officer, Clerk of the Course and Race Director.
 - must be in direct communication with the medical ground posts, ambulances, medical vehicles and medical centre at all times, and test this communication at the start of each day before or during the medical inspection.
 - provide immediate updates from trackside medical personnel to the Medical Director, FIM Medical Officer and Race Direction regarding the condition of any injured rider in order to facilitate the most appropriate medical response to their condition.
 - participate with the FIM Medical Officer and Race Direction in the immediate deployment of appropriate medical resources to injured riders.
- Must recommend to the Race Director/Clerk of the Course that a practice session or a race be stopped if:
 - There is danger to life or of further injury to a rider or officials attending an injured rider if other riders continue to circulate.
 - There is a risk of physiological harm to riders or of inability by riders to control their machines, due to extreme weather conditions.
 - The Medical personnel are unable to reach or treat a rider for any reason.
 - **If a rider is unconscious, or suspected of having a spinal or other serious injuries and will require prolonged trackside medical intervention, such information must be communicated immediately to the CMO by ground post personnel.**
- Must inform and update the Medical Director and FIM Medical Officer and the Race Director regarding the condition of injured riders and liaise with the relevant hospitals to ascertain and report the progress of their condition and treatment.
- Will prepare a list of injured riders (Medically Unfit List) to be given to the Medical Director, FIM SBK Medical Director and FIM Medical Officer.

- Shall ascertain that fallen riders during practice are medically fit to continue in competition. All riders injured during an event who refuse or avoid a Special Medical examination must be placed on the medically unfit list.
- Will meet with the Medical Director and/or the FIM Medical Officer every morning after the medical inspection, and every afternoon after the official activity has ended to discuss the medical interventions and the status of any injured riders. Evaluation of the interventions should include video of the performance of the medical activity.

Such evaluation will then be included in and inform the subsequent briefing of the medical personnel by the CMO.

- Must ensure an interpreter in English is available in the hospital permanently when an injured rider is there.
- Must send electronically the completed forms Appendices D and E to the FIM by the day following the event. (The forms are available as Excel files from the FIM Executive Secretariat).
- Must liaise with the Medical Director and/or FIM Medical Officer during the year before the event to manage and improve the medical service in any way necessary and ensure the requirements of the FIM Medical Code are completely respected.

5.3.2 MEDICAL DIRECTOR

The Medical Director will be appointed by the Contractual Partner.

The duties of the Medical Director shall be:

- The CMO's point of reference for all medical aspects during the week of the race, as well as the months before during its preparation in collaboration with the FIM Medical Officer.
- To ensure that all aspects of the medical service including the local medical service, the Clinica Mobile and the FIM Medical Intervention Team are to the required standards.
- To be able to communicate at all times with all elements of the medical service in order to be fully informed of any medical issues.



- To inspect the circuit with the CMO, FIM Medical Officer, Clerk of the Course and Race Director the day before the first practice session. A further check will be made no later than 30 minutes before the first practice session or race each day to ensure that all medical facilities and staff, including the medical centre are ready to function and in accordance with the agreed medical plan and the Medical Code, and to report any shortcomings to the CMO, FIM Medical Officer and Race Director and FIM Safety Officer. To receive from the CMO a signed copy of the FIM Circuit Medical Report Form and the medical plan as agreed during the FIM Medical Homologation and to ensure that the facilities comply with it.
- To ensure in collaboration with the FIM Medical Officer and CMO that all necessary steps are taken to address any deficiencies in the medical plan or performance of the medical responses.
- To inform the Race Director in consultation with the FIM Medical Officer and CMO of any situations where it may be necessary to stop the event in order to deploy the medical intervention vehicles.
- To in conjunction with the FIM Medical Officer and CMO ensure that the intervention in the event of an injured rider is adequate, timely and appropriate.
- To participate as necessary with the CMO and the FIM Medical Officer in decisions regarding riders who have been injured and who wish to compete and there is uncertainty as to their medical fitness to do so.
- To assist the FIM Medical Officer in ensuring the requirements of the FIM Medical code are met.
- To meet with the CMO and the FIM Medical Officer every morning after the medical inspection, and every afternoon after the official activity has ended to discuss the medical interventions and the status of any injured riders. Evaluation of the interventions should include video of the performance of the medical activity. Such evaluation will then be included in and inform the subsequent briefing of the medical personnel by the CMO.
- To visit the designated hospital for a first event or if there is a change in the designated hospital to ensure the services provided are in accordance with the FIM Medical Code.



- Must liaise with the FIM Medical Officer and CMO during the year before the event to manage and improve the medical service in any way necessary and ensure the requirements of the FIM Medical Code are completely respected.

5.3.3 FIM MEDICAL OFFICER

The FIM Medical Officer at an event will be a member of the FIM Medical Commission.

The duties of the FIM Medical Officer will be:

- The CMO's point of reference for all medical aspects during the week of the race, as well as the months before during its preparation in collaboration with the Medical Director.
- To represent and be responsible to the FIM and the FIM International Medical Commission.
- To undertake as required medical inspections for the FIM Medical Homologation of the circuit and to make relevant recommendations accordingly.
- To visit the designated hospital for a first event or if there is a change in the designated hospital to ensure the services provided are in accordance with the FIM Medical Code.
- To receive and review the CMO Medical Questionnaire in advance of the event to confirm it is in compliance with the FIM Medical Homologation and the FIM Medical Code.
- To ensure the medical service provision is in accordance with the requirements of the FIM Medical Code.
- **To inspect the circuit with the Medical Director, CMO, Clerk of the Course and Race Director the day before the first practice session. A further check will be made no later than 30 minutes before the first practice session or race each day to ensure that all medical facilities and staff, including the medical centre are ready to function and in accordance with the agreed medical plan and the Medical Code, and to report any shortcomings to the Medical Director, CMO and Race Director and FIM Safety Officer.**



- To be present in Race Control when motorcycles are on the track to observe the performance of the medical responses and to direct and advise the CMO and Race Direction accordingly.
- To liaise with the CMO and the Clinica Mobile during medical interventions and when medical care is being provided to riders.
- To obtain from the CMO at the end of each practice session or race a list of fallen riders and to ensure that the list of medically unfit riders held by the CMO is up to date to ensure medically unfit riders are not allowed on the circuit.
- To be in direct communication with the members of the FIM Medical Intervention Team, as well as the drivers of these vehicles.
- To inform the Race Director in consultation with the CMO of any situations where it may be necessary to stop the event in order to deploy the medical intervention vehicles.
- To observe and advise the application of the FIM Medical Code and make recommendations accordingly.
- To inform the Chief Steward, the FIM Medical Commission, the Medical Director and if necessary the Race Direction of any medical arrangement that contravenes the FIM Medical Code.
- To participate with the Medical Director and CMO in the daily inspections of the track to ensure that medical facilities are in accordance with the agreed medical plan and Medical Code and to report any shortcomings to the Race Director, FIM Safety Officer, Medical Director and CMO as appropriate.
- To ensure in collaboration with the Medical Director and CMO the response of the medical service is fit for purpose and to the required standard on the track and in the medical centre through direct observation and in Race Control.
- To ensure in collaboration with the Medical Director and CMO that all necessary steps are taken to address any deficiencies in the medical plan or performance of the medical responses.
- To in conjunction with the Medical Director and CMO ensure that the intervention in the event of an injured rider is adequate, timely and appropriate.

- To assist the Medical Director and CMO in ensuring the medical service provision is to the required operational standard.
- To participate as necessary with the CMO and the Medical Director in decisions regarding riders who have been injured and who wish to compete and there is uncertainty as to their medical fitness to do so.
- To attend Event Management Committee meetings.
- Will meet with the CMO and Medical Director every morning after the medical inspection, and every afternoon after the official activity has ended to discuss the medical interventions and the status of any injured riders. Evaluation of the interventions should include video of the performance of the medical activity. Such evaluation will then be included in and inform the subsequent briefing of the medical personnel by the CMO.

To provide a full written report to the FIM regarding the performance of the medical service and the status of the medical homologation with if necessary any recommendations required for improvement.

- To provide a full written report to the CMO with an evaluation of the Medical Service during the weekend. The report should include aspects requiring improvement prior to the next race and reflect good practice by the medical service during the event.
- To receive from the CMO the List of Medically Unfit riders and forward it to the CMO of the next event.
- Must liaise with the Medical Director and CMO during the year before the event to manage and improve the medical service in any way necessary and ensure the requirements of the FIM Medical Code are completely respected.

5.3.4 OTHER DOCTORS

Any injured rider must first be seen and assessed by the official event medical personnel for emergency treatment and be declared medically fit or unfit to compete as appropriate. He may then attend any other doctor of his choice. If the CMO advises against this, the rider must sign a declaration that he is seeking other advice and treatment (appendix G).

Any rider, who, after treatment by a doctor not part of the event team, wishes to compete, must first obtain authorisation for this from the CMO of the event or his deputy, who should be provided with a report of any investigations or interventions and consider any recommendation by the doctor treating him.

5.3.5 FIM MEDICAL INTERVENTION TEAM

In order to ensure the highest standard of immediate medical care to injured riders two vehicles type A (Medical Intervention Vehicles) with a professional driver will be provided by the promoter at all races. Their role will be the provision of immediate trackside medical assistance in the event of serious injury, until transfer to the medical centre or hospital. These vehicles must be in position for any session to start.

The personnel of these vehicles must be present the day before the start of the event for the track inspection as well as the scenario based demonstration and training. The personnel of these vehicles will be in direct communication with the CMO, Medical Director and/or FIM Medical Officer throughout the event.

5.3.5.1 FIM MEDICAL INTERVENTION TEAM PERSONNEL

Each FIM Medical Intervention vehicle will have:

- A doctor with a FIM Medical Intervention Team Doctor License, which will only be granted to doctors who:
 - are fully qualified, registered and licensed medical practitioners
 - have a specialist qualification in a relevant medical specialty such as anaesthetics (anaesthesiology), intensive care medicine, emergency medicine, pre-hospital emergency care, trauma medicine etc.
 - have a minimum of 5 years relevant specialist experience and training
 - have appropriate medical malpractice insurance for the country in which the event is taking place.



- can provide evidence of ongoing involvement in resuscitation and provision of emergency and acute care to patients with significant trauma in a hospital or out of hospital environment can provide evidence of ongoing professional development and training in the management of patients with polytrauma.
 - can communicate in English.
 - have **initially** and successfully attended and completed a FIM Medical Intervention Team License Seminar and thereafter must **participate in the Medical Intervention Simulation following the track inspection on the day prior to the first practice session of the event in which they will take part.**
- A nurse or paramedic with a FIM Intervention Team License, which will only be granted to nurses or paramedics who:
 - are fully professionally qualified and registered
 - have a specialist qualification in a relevant specialty such as anaesthetics (anaesthesiology), intensive care medicine, emergency medicine, pre-hospital emergency care, trauma medicine etc.
 - have a minimum of 5 years' experience in a relevant speciality
 - have appropriate medical malpractice insurance for the country in which the event is taking place
 - can provide evidence of ongoing involvement in resuscitation and provision of emergency and acute care to patients with significant trauma in a hospital or out of hospital environment
 - can provide evidence of ongoing professional development and training in the management of patients with polytrauma.
 - can communicate in English
 - have **initially** and successfully attended and completed a FIM Medical Intervention Team License Seminar and thereafter must **participate in the Medical Intervention Simulation following the track inspection on the day prior to the first practice session of the event in which they will take part.**

5.3.5.2 DEPLOYMENT OF FIM MEDICAL INTERVENTION VEHICLES

The FIM Medical Intervention vehicles will be deployed by the Race Director when the race or practice session is interrupted following the display of the red flag on the recommendation of and in consultation with the CMO, FIM Medical Officer or Clerk of the Course.

When a rider is unconscious, or suspected of having a spinal or other serious injuries and will require prolonged trackside medical intervention such information must be immediately communicated by ground post personnel to the CMO who will immediately inform the Race Director that a red flag is required. Once the red flag has been established in a situation as described above the FIM Medical Intervention Vehicles will always be deployed by the Race Director.

When the FIM Medical Intervention Vehicles are deployed, the ground post staff will provide treatment without moving or transferring the rider. Once the FIM Medical Intervention Vehicles have arrived, the ground post staff will provide assistance to the FIM Medical Intervention Team.

5.3.6 CLINICA MOBILE

For many years the CLINICA MOBILE and its personnel have attended FIM Road Racing World Championships Grand Prix events and has gained a considerable reputation among riders and support staff.

The CLINICA MOBILE has treatment facilities and its staff have considerable experience in treating riders' injuries and illness. Many riders prefer treatment by the CLINICA MOBILE staff to treatment by others. The parties involved in FIM Road Racing GP World Championships fully support the CLINICA MOBILE staff and the CLINICA MOBILE will be in attendance at events with the full co-operation of event organisers and CMOs.

The CLINICA MOBILE staff will treat those riders who wish to be treated by them only after they have been seen by the CMO or their nominated deputy. The CMO should declare riders medically fit or unfit as normal, after which they may go to the CLINICA MOBILE if they wish. The CLINICA MOBILE staff will give a medical report to the CMO, the Medical Director and FIM Medical Officer after assessment and treatment. A rider who has been declared medically unfit to compete, who after treatment by the CLINICA MOBILE staff then wishes to race, must present himself back to the CMO for re-examination.

A rider who prefers treatment by the CLINICA MOBILE staff when advised by the CMO otherwise is entitled to take his own course of action, but should sign a form indicating it was against local medical advice (see appendix G). If the rider decides he wishes to be treated in a hospital of his own choice, the CMO, using the means at his disposal at the circuit (ambulance, helicopter, etc.) must allow the rider to reach such hospital: i.e. the rider must be allowed to be transported by ambulance or helicopter from the circuit to the nearest airport.

One doctor from the CLINICA MOBILE will normally be present in the medical centre to observe when a rider is being assessed and treated. Similarly a doctor from the CLINICA MOBILE may, where feasible, accompany an injured rider to hospital.

5.3.7 QUALIFICATION OF MEDICAL PERSONNEL

5.3.7.1 QUALIFICATION OF DOCTORS

Any doctor participating at a motorcycle event who will provide initial medical interventions to an injured rider either at the trackside, in the medical centre or during transport to hospital:

- must be a fully qualified and registered medical practitioner.
- must be authorised to practice in the relevant country or state.
- must be qualified in and able to carry out emergency treatment and resuscitation.

5.3.7.2 QUALIFICATION OF PARAMEDICS OR EQUIVALENT

Any paramedic or equivalent participating at a motorcycle event:

- must be fully qualified and registered as required by the relevant country or state.
- must be experienced in emergency care.

5.3.7.3 IDENTIFICATION OF MEDICAL PERSONNEL

All medical personnel must be clearly identified.

All doctors and paramedics must wear a garment clearly marked with “DOCTOR” or “DOCTEUR” and “MEDICAL” respectively, preferably in red on a white background on the back and on the front.

5.3.8 VEHICLES

5.3.8.1 DEFINITION OF VEHICLES

Vehicles are defined as follow:

Type A: A vehicle for rapid intervention at accident areas to give the injured immediate assistance for respiratory and cardio-circulatory resuscitation.

This vehicle should have “MEDICAL” clearly marked on it in large letters. The type of vehicle used should be appropriate for this purpose in the relevant discipline.

Type B: A highly specialised vehicle for the provision of advanced treatment, transport and can serve as a mobile resuscitation centre.

Type C: A vehicle capable of transporting an injured person on a stretcher in reasonable conditions.

5.3.9 MINIMUM MEDICAL REQUIREMENTS FOR EVENTS

The medical service comprising of equipment, vehicles and personnel must be organised in such a way and in sufficient number to ensure that an injured rider can be provided with appropriate and all necessary emergency treatment with the minimum of delay and to facilitate their rapid transfer to further medical treatment in an appropriately equipped medical centre or definitive medical care in a hospital with the necessary facilities to deal with their injuries or illness should this be required.

The CMO will therefore determine the number, location and type of vehicles, helicopter, equipment and personnel that are required to achieve this for a specific event taking into consideration the circuit and event location.

The minimum medical requirements will be subject to confirmation and agreement following inspection and review by the Medical Director and FIM Medical Officer.

A doctor or doctors must be available to provide initial medical intervention directly or following initial assessment and treatment by the paramedic teams.

In all cases the medical equipment and personnel must be capable of providing treatment for both serious and minor injuries in optimal conditions and with consideration for climatic conditions.

In all cases, the transfer of an injured rider to a medical centre or hospital either by ambulance or by helicopter must not interfere with the event and the CMO must plan to have sufficient replacement equipment and personnel available to allow the event to continue.

- Vehicles type A (number and position as per the FIM medical homologation) are to be placed in such a way and in such numbers that a fallen rider can be reached by them with the minimum of delay from their deployment by Race Control.
- Two FIM Medical Intervention Vehicles (type A) will be provided by the promoter and must be placed in such a way that a fallen rider can be reached by them with the minimum of delay from their deployment by Race Control. One vehicle should be located at the end of Pit Lane, and will serve as a medical car during the first lap of the races. The second should be located in the service road with an asphalt entry to the track, at approximately half the track's distance.
- Vehicle(s) type B (number and position as per the FIM Medical Homologation) are to be placed in such a way that a fallen rider can be reached and transported with minimum delay after coming to rest with ongoing treatment being provided during transport.
- Vehicle(s) type C (number and position as per the FIM Medical Homologation) are to be placed in such a way that a fallen rider can be transported with minimum delay after coming to rest only if no treatment is required.
- Medical Ground posts (number and position as per FIM Medical Homologation) are to be placed in such a way that a fallen rider can be reached and initial assessment and treatment commenced with the minimum of delay.
- Pit lane ground post
- A medical centre
- A helicopter

N.B. the only amendment permitted to this in principle is that a vehicle Type C may be replaced by a vehicle Type B.

5.3.10 MEDICAL EQUIPMENT

5.3.10.1 EQUIPMENT FOR FIM MEDICAL INTERVENTION VEHICLE (TYPE A)

Personnel:

Type A1:

- a driver, experienced in driving the Type A vehicle and familiar with the course
- a doctor experienced in emergency care.
- a second doctor or paramedic (or equivalent), experienced in emergency care.

Type A2:

- a driver, experienced in driving the Type A vehicle and familiar with the course
- paramedics (or equivalent) experienced in emergency care.

Medical Equipment:

- Portable oxygen supply
- Manual ventilator
- Intubation equipment
- Suction equipment
- Intravenous infusion equipment
- Equipment to immobilise limbs and spine (including cervical spine)
- Sterile dressings
- ECG monitor and Defibrillator
- Drugs for resuscitation and analgesia /IV fluids
- Sphygmomanometer and stethoscope

Other equipment:

- A method e.g. protective canvas / tarpaulins in order to screen the rider or the accident scene from public view.

Equipment should be easily identified and stored in such a way that it can be used at ground level at the trackside.

Technical equipment:

- Radio communication with Race Control and the CMO
- Visible and audible signals
- Equipment to remove suits and helmets

The minimum number of medical intervention vehicles is 2. In the case of an accident during the warm up lap or first lap of the race, the medical intervention vehicles should not stop unless instructed to do so by the Race Director.

5.3.10.2 FIM MEDICAL INTERVENTION TEAM VEHICLES

The promoter will provide type A vehicles with a professional driver, for which the local medical service will provide the personnel and equipment.

Personnel:

- a driver experienced in driving the vehicle will be provided by the promoter
- a doctor experienced in resuscitation and the provision of immediate emergency care and a holder of the relevant FIM Medical Intervention Team licence. Refer to 5.3.5 above
- a nurse or paramedic experienced in resuscitation and the provision of immediate emergency care and a holder of the relevant FIM Medical Intervention Team licence. Refer to 5.3.5 above

Medical equipment:

- Portable oxygen supply
- Basic and Advanced Airway Management including intubation and surgical airway interventions

- Suction equipment
- Manual ventilator such as BVM and associated equipment
- Equipment for chest decompression
- Equipment for vascular access, infusion, circulatory support and haemorrhage control
- Cardiac Monitor and Defibrillator
- Blood pressure monitoring equipment
- Equipment to immobilise limbs and spine (including cervical spine)
- Sterile dressings
- Drugs for resuscitation, intubation and anaesthesia sedation and analgesia/IV fluids
- Equipment to remove race suits and helmets

The provision of necessary medications and equipment will be the responsibility of the local medical service.

Only material necessary for the provision of medical care is permitted in FIM Medical Intervention Team vehicles. Other materials such as food etc. are not permitted at any time.

Equipment should be easily identified, portable and stored in such a way that it can be used at ground level at the trackside.

The equipment must be presented for review and familiarisation during the afternoon following the track safety inspection.

(See appendix S for detailed list of medical equipment)

Technical equipment:

- Radio communication with Race Control, the CMO and Medical Director
- Visible and audible signals

5.3.10.3 EQUIPMENT FOR VEHICLE TYPE B

Personnel:

Type B1:

- A doctor experienced in emergency care
- Paramedics or equivalent

Type B2:

- Two paramedics or equivalent experienced in emergency care

Medical equipment:

- Portable oxygen supply
- Manual and an automatic ventilator
- Intubation equipment
- Suction equipment
- Intravenous infusion equipment
- Equipment to immobilise limbs and spine (including cervical spine)
- Sterile dressings
- Thoracic drainage / chest decompression equipment
- Tracheotomy / surgical airway equipment
- Sphygmomanometer and stethoscope
- Stretcher
- Scoop stretcher
- ECG monitor and defibrillator
- Pulse oximeter
- Drugs for resuscitation and analgesia/IV fluids

Technical equipment:

- Radio communication with Race Control and the CMO
- Visible and audible signals
- Equipment to remove suits and helmets
- Air conditioning and refrigerator are recommended

One (1) such ambulance must be on stand by at the medical centre.

5.3.10.4 EQUIPMENT FOR VEHICLE TYPE C

Personnel:

- Two ambulance personnel or paramedics of whom one would be the driver and the other would be a person capable of giving first aid

Medical equipment:

- Stretcher
- Oxygen supply
- Equipment to immobilise limbs and spine (including cervical spine)
- First aid medicaments and materials

Technical equipment:

- Radio communication with Race Control and the CMO
- Visible and audible signals

5.3.11 HELICOPTER

A helicopter, which is normally required, must be fully equipped with adequate personnel and equipment and be appropriately licensed for the relevant country and flown by an experienced pilot familiar with medical air evacuation and the potential landing sites. The medical personnel - doctor and paramedic(s) or equivalent - should be qualified in and able to carry out emergency treatment and resuscitation. The helicopter should be of a design and size that will allow continuing resuscitation of an injured rider during the journey. It should be positioned close to the medical centre such that an ambulance journey between medical centre and helicopter is not necessary.

It is permissible for the helicopter to leave the circuit to transfer an injured rider to hospital without the need to stop the event with the agreement of the Chief Medical Officer, Medical Director, FIM Medical Officer and Race Director providing that it will have returned to the circuit within the time required to prepare a further rider for transfer by helicopter. If the distance to hospital by air or severe weather does not permit this a further helicopter “on site” may be required.

In these circumstances or if the weather conditions or other factors prevent the use of the helicopter after consultation between the CMO, Medical Director and FIM Medical Officer further transfers may be undertaken by road by emergency ambulance providing the hospital is in reasonable distance. The designated hospital should normally be within 20 minutes by air and 45 minutes by road. If the hospital is not within a reasonable distance of the event and transfer by helicopter is not possible, consideration should be given to stopping the event. To ensure the availability of a helicopter at all times during the event, it is recommended that 2 helicopters be available.

5.3.12 MEDICAL GROUND POSTS

These are placed at suitable locations and in sufficient numbers around the circuit to provide rapid medical intervention and if appropriate evacuation of the rider from danger with the minimum of delay. The personnel must have sufficient training and experience to take action autonomously and immediately in case of an accident.

For protection of riders and the ground post staff, the ground post should be equipped with easily movable safety barriers and if possible protective canvas/tarpaulins in order to screen the rider or the accident scene from public view.

Personnel:

There should be a minimum of three personnel at each medical ground post at least one of which should be a doctor or paramedic (or equivalent) experienced in emergency care with the others to assist them, carry equipment and act as stretcher bearers.

Type GP1:

- A doctor experienced in resuscitation and the pre-hospital management of trauma and
- First aiders or stretcher bearers

Type GP2:

- At least one paramedic or equivalent experienced in resuscitation and the pre-hospital management of trauma and
- Two first aiders or stretcher bearers

Medical equipment:

Equipment for initiating resuscitation and emergency treatment including:

- Initial airway management
- Ventilatory support
- Haemorrhage control & circulatory support
- Cervical collar
- Extrication device - This should be a scoop stretcher or if not available a spinal board or equivalent.

Devices such as “NATO” or other canvas stretchers that require the rider to be lifted on to them are no longer acceptable.

Technical equipment:

- Radio communication with race control and the CMO
- Adequate shelter for staff and equipment should be available.

5.3.13 PIT LANE GROUND POSTS

Personnel:

A doctor and paramedic (or equivalent) experienced in emergency care must be positioned in the pit lane.

One or more Pit lane ground posts, depending on the length of the pit lane are required.

Medical equipment:

- Airway management and intubation equipment
- Drugs for resuscitation and analgesia/IV fluids
- Cervical collars
- Manual respiration system
- Intravenous infusion equipment
- First aid equipment
- Scoop stretcher or if not available a spinal board or equivalent

Technical Equipment:

- Radio communication with Race Control and the CMO

5.3.14 MEDICAL CENTRE

Refer to Art. 13.3 of the FIM Standards for Circuit Racing (SRC).

Doping test facilities

See Anti-Doping code, art. 5.9.10 or 13.3.2.3 of the SRRC.

5.3.14.1 EQUIPMENT FOR RESUSCITATION AREAS

- Equipment for endotracheal intubation, tracheotomy and ventilatory support, including suction, oxygen and anaesthetic agents
- Equipment for intravenous access including cut-down and central venous cannulation and fluids including colloid plasma expanders and crystalloid solutions
- Intercostal drainage equipment and sufficient surgical instruments to perform an emergency thoracotomy to control haemorrhage
- Equipment for cardiac monitoring and resuscitation, including blood pressure and ECG monitors and a defibrillator
- Equipment for immobilising the spine at all levels
- Equipment for the splinting of limb fractures
- Drugs/IV fluids including analgesic, sedating agents, anticonvulsants, paralyzing and anaesthetic agents, cardiac resuscitation drugs/IV fluids

- Tetanus toxoid and broad spectrum antibiotics are recommended
- Equipment for diagnostic ultrasound
- A permanent or portable digital X-ray machine, appropriate to detect usual bone fractures in motorcycle sport, must be available.

5.3.14.2 EQUIPMENT FOR MINOR INJURIES AREA:

The area must have beds, dressings, suture equipment and fluids sufficient to treat up to three riders with minor injuries simultaneously. Sufficient stocks to replenish the area during the event must be available and sufficient doctors, nurses and paramedics or equivalent experienced in treating trauma must be available.

5.3.14.3 STAFF OF MEDICAL CENTRE

The following specialists should be immediately available in the medical centre:

- Trauma resuscitation specialist (e.g. Anaesthetist, Accident and emergency specialist, Intensive care specialist)
- Surgeon experienced in trauma

Medical personnel, nurses and paramedics (or equivalent) should be present in a sufficient number and should be experienced in resuscitation, diagnosis and treatment of seriously injured patients.

5.3.15 MEDICAL HOMOLOGATION OF CIRCUITS / MEDICAL INSPECTION OF EVENTS

All **GP** circuits require medical homologation.

All circuits which have undergone significant changes in the layout or at the medical centre are required to renew homologation. The objective is to maintain the highest standard of services for the safety of the riders. This code will be used as the reference for the homologation inspections. Any request for renewal of homologation should be made by the FMN concerned.

The specific requirement for each circuit will be decided by the Medical Director and FIM Medical Officer in collaboration with the Circuit CMO who has to be present according to the requirements of the Championships promoters and with reference to the FIM Medical Code.

Following homologation, a homologation report will be issued for a period of 1 year and will include details of medical services.

Sample drawings of medical centre models are available from the FIM Administration for reference.

The FMN and the Organiser will be informed by the FIM if the circuit requires renewal of homologation.

The FIM also reserves the right to review such a homologation at any time.

For details of the procedure, see appendix Q.

The medical homologation is an integral part of the overall circuit inspection and homologation and will be undertaken jointly with the relevant Sporting commission representatives.

5.3.15.1 GRADING OF CIRCUIT INSPECTIONS AND HOMOLOGATIONS

The medical inspection and homologation will be graded as follows:

A: Medically homologated for 1 year

B: **Medically homologated for current event but improvements required prior to next event.**

Medical inspection may be required prior to next event

In the event of two successive inspections resulting in grade B, the circuit will automatically be downgraded to grade C as defined below.

C: Not medically homologated.

The medical service provision does not comply with the requirements of the FIM Medical Code and further medical inspections are compulsory prior to any FIM event taking place.

Further medical inspection is required before any FIM event can take place until the circuit obtains at least a grade B.

5.3.16 PROCEDURE IN THE EVENT OF AN INJURED RIDER

The management of an injured rider is under the control of the CMO and should be the following:

A fallen rider must be reached by a doctor or paramedic who can begin treatment with the minimum of delay of the rider coming to rest. If the rider is injured, the CMO must be informed by radio so that further procedures can be initiated.

The CMO must be stationed in Race Control with the Medical Director and/or FIM Medical Officer with access to closed circuit television to monitor the situation. Upon request by the CMO any medical vehicle can be dispatched to the scene of the incident, only the Race Director can authorize entry onto, or response via track. Similarly, interruption or cessation of racing or practice session can only be authorized by the Race Director. It is the responsibility of the CMO, Medical Director and FIM Medical Officer to advise the Race Director of incidences where access to a fallen rider(s) necessitates this.

Response codes are:

Code 0 No medical intervention required

Confirmation by radio and CCTV to CMO and FIM Medical Officer that no medical intervention required

Rider gets up unassisted

Code 1 Short rescue

Confirmation by radio and CCTV to CMO and FIM Medical Officer that:

Rider able to walk with assistance

Rider will be cleared from track in less than 1 minute

Code 2 Long rescue

Confirmation by radio and CCTV to CMO and FIM Medical Officer that the rider is conscious and no spinal injury is suspected

Rider can be safely evacuated by scoop stretcher or spinal board

Rider will be cleared from track in less than 2 minutes and transferred directly to the medical centre.

Code 3 Prolonged rescue

Confirmation by radio and CCTV to CMO and FIM Medical Officer that the rider(s) is (are) unconscious, a spinal injury is suspected or the rider is otherwise seriously injured

Rider requires immobilisation and/or stabilisation before being moved

Rescue will take longer than 3 minutes

Medical intervention required on track

FIM Medical Intervention Team & Vehicles will be deployed in which case the rider(s) should not be moved or transferred until their arrival (see art. 5.3.5.2).

Transfer to the medical centre

The injured rider will be transferred to the medical centre when his condition permits. The CMO shall decide the time and method of transfer. Rarely, at the discretion of the CMO only, a rider may be transferred to hospital directly from the trackside.

The vehicle used to transfer the rider must be on scene of the accident with minimum delay following the order to intervene.

Medical centre

At the medical centre, medical personnel will be available to treat the rider. The CMO remains responsible for the treatment of the rider.

If the rider is unconscious, he will be treated by the medical centre staff under the responsibility of the CMO. The rider's personal doctor may observe this treatment and may accompany the rider to hospital.

A rider who is conscious may choose the medical personnel by whom he wishes to be treated. A rider who does not wish to be treated by the medical centre staff against their advice must sign a "Rider self discharge" form (appendix G).

Refer also to the SCAT3™ document in the appendix which is a standardised tool for evaluating injured athletes for concussion.

Transfer to hospital

The CMO shall decide the time of transfer, the mode of transfer and the destination of an injured rider. Having made the decision, it is his/her responsibility to ensure that the receiving hospital and appropriate specialists are informed of the estimated time of arrival and the nature of injuries. It is also the responsibility of the CMO to ensure appropriately skilled and equipped staff accompany the rider.

A doctor of the Clinica Mobile will accompany the rider.

5.4 MEDICAL MALPRACTICE INSURANCE

All doctors and other medical personnel at an event must have adequate medical malpractice insurance cover.

5.5 PROFESSIONAL CONFIDENCE OF MEDICAL PERSONNEL

The rider's right to medical confidentiality must be respected at all times. The CMO can provide appropriate information to the rider's relatives and representatives. The Race Direction should only be provided with sufficient information regarding the rider's fitness or otherwise to compete.

In any other circumstances, it is forbidden for the CMO or any other medical personnel to disclose any information to the press or other information services without the authorisation of the FIM and Dorna.

5.6 ACCIDENT STATISTICS

The FIM Medical Officer will provide statistics to the FIM concerning accidents and injuries that occur during events (appendix E). All fatal accidents occurring during an FIM event will be reported to the FIM as per the procedure in case of fatal accidents (appendix U to be published at a later stage).



APPENDIX A



MEDICAL HISTORY FORM

(to be completed by applicant)

Personal Data:

Name:		First name:	Date of birth
Address:			
Sex	<input type="checkbox"/> male	<input type="checkbox"/> female	FMN:

No	Yes	Details
----	-----	---------

<input type="checkbox"/>	Loss of consciousness for any reason dizziness or headache	<input type="checkbox"/>
--------------------------	--	--------------------------

<input type="checkbox"/>	Eye problems (except glasses)	<input type="checkbox"/>
--------------------------	-------------------------------	--------------------------

<input type="checkbox"/>	Asthma	<input type="checkbox"/>
--------------------------	--------	--------------------------

<input type="checkbox"/>	Allergy to medicines or drugs	<input type="checkbox"/>
--------------------------	-------------------------------	--------------------------

<input type="checkbox"/>	Diabetes	<input type="checkbox"/>
--------------------------	----------	--------------------------

<input type="checkbox"/>	Heart problems	<input type="checkbox"/>
--------------------------	----------------	--------------------------

<input type="checkbox"/>	Blood pressure disorder	<input type="checkbox"/>
--------------------------	-------------------------	--------------------------

<input type="checkbox"/>	Stomach problems (ulcer, etc)	<input type="checkbox"/>
--------------------------	-------------------------------	--------------------------

<input type="checkbox"/>	Uro-genital problems	<input type="checkbox"/>
--------------------------	----------------------	--------------------------

<input type="checkbox"/>	Epilepsy or convulsions	<input type="checkbox"/>
--------------------------	-------------------------	--------------------------

<input type="checkbox"/>	Mental or nervous disorder	<input type="checkbox"/>
--------------------------	----------------------------	--------------------------

<input type="checkbox"/>	Problems with arms or legs incl.muscle cramp or joint stiffness	<input type="checkbox"/>
--------------------------	--	--------------------------

<input type="checkbox"/>	Blood disorder with tendency to bleeding	<input type="checkbox"/>
--------------------------	--	--------------------------

Blood group

<input type="checkbox"/>	Operations	<input type="checkbox"/>
--------------------------	------------	--------------------------

<input type="checkbox"/>	Do you take any medicine or drugs regularly?	<input type="checkbox"/>
--------------------------	--	--------------------------

If you take any medicine or drugs regularly, please list below the medicine or drugs:

- a. I have not been banned, on medical grounds, from taking part in any other sport.
- b. I do not take **any prohibited substances and/or methods as per the WADA list** and do not abuse alcohol.
- c. In case of an injury **and/or illness** I give permission to the Medical Staff to release any relevant information to the my relatives **and my representatives**.
- d. **I will immediately inform the relevant FIM Medical Officer /FIM SBK Medical Director/ FIM Medical Representative and the CMO of any changes in my health through illness or injury that may adversely affect my ability to ride or compete**
- e. I declare that the information that I have given is the truth.
- f. I agree to the information on the Medical Examination Form being sent to the doctor of my FMN.

Date Signature of applicant (or responsible Parent or Guardian if a minor)



APPENDIX B



MEDICAL EXAMINATION FORM

(To be completed by doctor with reference to the FIM Medical Code, Art. 09.1.1 Guidelines for the examining doctor)

Personal Data:

Name:		First name:		Date of birth	
Address:					
Sex:	male	female			FMN:
Normal				Abnormal	Details (if abnormal)

<input type="checkbox"/>	Cardio-vascular system	<input type="checkbox"/>
<input type="checkbox"/>	Excercise tolerance ECG	<input type="checkbox"/>
<input type="checkbox"/>	Echocardiography	<input type="checkbox"/>

<input type="checkbox"/>	Blood pressure	<input type="checkbox"/>
<input type="checkbox"/>	Pulse	<input type="checkbox"/>
<input type="checkbox"/>	Respiratory system	<input type="checkbox"/>

<input type="checkbox"/>	Nervous system	central	<input type="checkbox"/>
<input type="checkbox"/>		peripheral	<input type="checkbox"/>

<input type="checkbox"/>	Ear, nose and throat, in particular vestibulo-cochlear apparatus	right	<input type="checkbox"/>
<input type="checkbox"/>		left	<input type="checkbox"/>

<input type="checkbox"/>	Locomotor-system	arm	right	<input type="checkbox"/>
			left	<input type="checkbox"/>

<input type="checkbox"/>		leg	right	<input type="checkbox"/>
			left	<input type="checkbox"/>

<input type="checkbox"/>		spine	<input type="checkbox"/>
--------------------------	--	-------	--------------------------

<input type="checkbox"/>	Abdomen (hernia)	<input type="checkbox"/>
--------------------------	-------------------------	--------------------------

<input type="checkbox"/>	Urine	Albumen	<input type="checkbox"/>
<input type="checkbox"/>		Glucose	<input type="checkbox"/>

<input type="checkbox"/>	Eyes:	Distant vision	
<input type="checkbox"/>		without correction	right <input type="checkbox"/>
<input type="checkbox"/>			left <input type="checkbox"/>
<input type="checkbox"/>		with correction	right <input type="checkbox"/>
<input type="checkbox"/>			left <input type="checkbox"/>
<input type="checkbox"/>		color vision	<input type="checkbox"/>
<input type="checkbox"/>		visual field	<input type="checkbox"/>

I confirm that I am this rider's doctor and that he/she has not been prescribed any medication or substance that is prohibited in the current WADA list of Prohibited Substances and Methods or that if such medication has been prescribed, it is in accordance with a Therapeutic Use Exemption agreed with the FIM.

I, the undersigned, certify that this person is medically fit to take part in motorcycle events

I, the undersigned, certify that this person is medically NOT FIT to take part in motorcycle events

I recommend that this person be examined by a member of the Medical Committee of the FMN, or doctor appointed by the FMN.

Date of examination

Signature and stamp of Doctor



APPENDIX C



SPECIAL MEDICAL EXAMINATION FORM

Personal Data:

Name:

First Name:

Class:

Number:

This rider received the following injuries

as a result of which he was medically UNFIT to compete.

Before competing again he must be examined to ensure he complies with the requirements on the FIM Medical Code and is medically FIT to control a motorcycle at racing speeds.

I, Dr. ,

certify that I have examined the above

named rider and find him/her medically

FIT

UNFIT

to compete

in the

championship,

at the

circuit,

on

(date)

Signature of CMO

If there is any doubt about medical FITNESS TO COMPETE the FIM MEDICAL OFFICER, must be consulted.

If there is a difference of opinion between these two doctors as to medical fitness, the rider should not compete.

This form when completed must be given to the Race Director as soon as possible for distribution.



APPENDIX D

ACCIDENT REPORT FORM



Name of event
Place of event
Date of event

Personal data

Name:			
Date of birth:			
City:			
Sex:			
Spectator	<input type="checkbox"/>	Official	<input type="checkbox"/>
Participant:	<input type="checkbox"/>	Start #	<input type="checkbox"/>

First name:	
State/country:	<input type="text"/>
Address:	<input type="text"/>
Team member	<input type="checkbox"/>
Category	<input type="text"/>
Class	<input type="text"/>

Accident

Place of accident:	Paddock	<input type="checkbox"/>
Date/time of accident:	<input type="text"/>	
Primary care at site of accident		
Doctor:	<input type="text"/>	
Paramedic:	<input type="text"/>	

Pit lane	<input type="checkbox"/>	Course Post #	<input type="text"/>
No primary care	<input type="checkbox"/>	Drugs:	<input type="text"/>
Intubation	<input type="checkbox"/>		
Oxygen	<input type="checkbox"/>		
IV-line	<input type="checkbox"/>		
Immobilisation	<input type="checkbox"/>		

At Medical Centre/other place of treatment

Time of arrival:	<input type="text"/>	<input type="text"/>
Doctor:	<input type="text"/>	<input type="text"/>
Paramedic:	<input type="text"/>	<input type="text"/>

Transportation			
Self	<input type="checkbox"/>	Ambulance	<input type="checkbox"/>
With doctor	<input type="checkbox"/>	Helicopter	<input type="checkbox"/>

Description of accident (as reported by the injured person):

<input type="text"/>
<input type="text"/>

Physical examination

Condition of injured person:	
Level of consciousness:	<input type="text"/>
Airway:	<input type="text"/>
Respiration:	<input type="text"/>
Circulation:	<input type="text"/>
Heart:	<input type="text"/>

Parameters:			
BP sys:	<input type="text"/>	BP dia:	<input type="text"/>
HR:	<input type="text"/>	GCS initial	<input type="text"/>
Sat O ²	<input type="text"/>	BG	<input type="text"/>

Monitoring protocol initiated:	<input type="checkbox"/>
--------------------------------	--------------------------

Location, apparent injuries, type of injury

C = concussion/ A = skin abrasion/ S = sprain/ F = fracture/ H = haematoma/ D = dislocation/ W = wound

Upper limb	right	left	Lower limb	right	left	Spine	Other region
Clavicle	<input type="checkbox"/>	<input type="checkbox"/>	Pelvis	<input type="checkbox"/>	<input type="checkbox"/>	Cervical	Abdomen
Shoulder	<input type="checkbox"/>	<input type="checkbox"/>	Hip	<input type="checkbox"/>	<input type="checkbox"/>	Thoracic spine	Chest/ribs
Humerus	<input type="checkbox"/>	<input type="checkbox"/>	Femur	<input type="checkbox"/>	<input type="checkbox"/>	Lumbar spine	Skull
Upper arm	<input type="checkbox"/>	<input type="checkbox"/>	Thigh	<input type="checkbox"/>	<input type="checkbox"/>	Sacrum	Face
Ulna	<input type="checkbox"/>	<input type="checkbox"/>	Knee	<input type="checkbox"/>	<input type="checkbox"/>	Coccyx	Eye
Radius	<input type="checkbox"/>	<input type="checkbox"/>	Calf	<input type="checkbox"/>	<input type="checkbox"/>	Other injury	
Elbow	<input type="checkbox"/>	<input type="checkbox"/>	Tibia	<input type="checkbox"/>	<input type="checkbox"/>		
Forearm	<input type="checkbox"/>	<input type="checkbox"/>	Fibula	<input type="checkbox"/>	<input type="checkbox"/>		
Wrist	<input type="checkbox"/>	<input type="checkbox"/>	Lower leg	<input type="checkbox"/>	<input type="checkbox"/>		
Thumb	<input type="checkbox"/>	<input type="checkbox"/>	Ankle	<input type="checkbox"/>	<input type="checkbox"/>		
Scaphoid	<input type="checkbox"/>	<input type="checkbox"/>	Foot	<input type="checkbox"/>	<input type="checkbox"/>		
Hand/digits	<input type="checkbox"/>	<input type="checkbox"/>	Digits	<input type="checkbox"/>	<input type="checkbox"/>		
X-ray:			Ultrasound:			Laboratory:	
<input type="text"/>			<input type="text"/>			<input type="text"/>	



APPENDIX D

Name:

First name:

Diagnosis

1.	<input type="text"/>
3.	<input type="text"/>
5.	<input type="text"/>

2.	<input type="text"/>
4.	<input type="text"/>
6.	<input type="text"/>

Treatment

Infusion (with drugs):
Drugs administered:
Other treatment:

Wound care:
Support dressing:
Ointment dressing:

Treatment suggestion

Vaccination check	<input type="checkbox"/>
Appointment primary care physician	<input type="checkbox"/>
Surgery in home country	<input type="checkbox"/>

Discharge/transfer

At time	<input type="checkbox"/>	Discharge without restriction	<input type="checkbox"/>	
Return to MC on (date/time)	<input type="text"/>	Medical statement sent	<input type="checkbox"/>	
Transfer to hospital	Self <input type="checkbox"/>	With doctor <input type="checkbox"/>	Ambulance <input type="checkbox"/>	Helicopter <input type="checkbox"/>
Name of hospital	<input type="text"/>	Report from hospital received	<input type="checkbox"/>	

Assessment

I = inpatient treatment/ O = outpatient treatment/ U = treatment unknown/ N = no treatment/ D = death

Assessment	<input type="text"/>	Unfit to race	<input type="text"/>	If unfit, reported to CoC/race director (time)	<input type="text"/>
------------	----------------------	---------------	----------------------	--	----------------------

Address CMO

Name:	<input type="text"/>
Address:	<input type="text"/>

Phone #	<input type="text"/>
Postal code/city:	<input type="text"/>

Date and signature of CMO



APPENDIX E



ACCIDENT STATISTIC FORM

Name of event:		
-----------------------	--	--

Date of event:

IMN :

Name of CMO :

Day = D	W = Weather	A.S. = Accident Statistic	Assessment
Thursday = 0	S = Sunny	N = Rider OK	F= fit
Friday = 1	R = Rain	T Treated & discharged	U= unfit
Saturday = 2	C = Cloudy	H Transported to hospital	R= to be reviewed
Sunday = 3			

Day	W	Time	Class	Number	FAMILY NAME	NAT	A.S.	Assess



Fédération Internationale de Motocyclisme
 11, route Suisse - CH-1295 Mies (Suisse)
 E-mail: cmi@fim.ch

CIRCUIT CMO QUESTIONNAIRE

(Form to be used by CMO)

This questionnaire has to be completed by the CMO (in accordance with Art. 09.6.1 of the FIM Medical Code) and returned to the FIM by e-mail 60 days prior to the event with the following attachments:

- 1) A plan of the medical centre
- 2) A map of the circuit/ posts indicating the medical services
- 3) A map of the circuit indicating the routes for urgent evacuation
- 4) Written confirmation that the necessary personnel is available during practice and racing

A copy of this form has to be handed over the Medical Director before the first track inspection (Art. 09.6.2 of the FIM Medical Code)

Discipline	<input type="text"/>	IMN No.	<input type="text"/>
Circuit	<input type="text"/>	Date	<input type="text"/>
Country	<input type="text"/>		
CHIEF MEDICAL OFFICER	<input type="text"/>		
	LIC. N°	<input type="text"/>	



APPENDIX F

Discipline

IMN No.

- | | | |
|--|--|---|
| <p>1) a Are all medical services under the control of the Chief Medical Officer</p> <p>1) b Is the medical service for the general public under the control of a deputy CMO or other doctor than the CMO himself</p> | <p>YES</p> <input style="width: 30px; height: 20px;" type="checkbox"/>

<input style="width: 30px; height: 20px;" type="checkbox"/> | <p>NO</p> <input style="width: 30px; height: 20px;" type="checkbox"/>

<input style="width: 30px; height: 20px;" type="checkbox"/> |
|--|--|---|

2) **Total personnel (medical centre, track)** (please fill in the number)

		0	1	2	3	4
Doctor (including CMO)	0	Thursday				
Nurses						
Paramedic or equivalent	1	Friday				
Other Medical personnel	2	Saturday				
Stretcher bearer	3	Sunday				
Driver	4	Monday				
Other (e.g.Pilot)						
Total						

3) **Medical Intervention Vehicle (type A1)** **Number**

- | | | |
|---|---|---|
| Do positions conform to map of circuit/ posts? | YES | NO |
| Doctor as per Medical Code | <input style="width: 20px; height: 20px;" type="checkbox"/> | <input style="width: 20px; height: 20px;" type="checkbox"/> |
| Second doctor, nurse, paramedic or equivalent as per Medical Code | <input style="width: 20px; height: 20px;" type="checkbox"/> | <input style="width: 20px; height: 20px;" type="checkbox"/> |
| Driver as per Medical Code | <input style="width: 20px; height: 20px;" type="checkbox"/> | <input style="width: 20px; height: 20px;" type="checkbox"/> |

Medical Intervention Vehicle (Type A2) **Number**

- | | | |
|--|---|---|
| Do positions conform to map of circuit/ posts? | YES | NO |
| Doctor as per Medical Code | <input style="width: 20px; height: 20px;" type="checkbox"/> | <input style="width: 20px; height: 20px;" type="checkbox"/> |
| Nurse, Paramedic or equivalent as per Medical Code | <input style="width: 20px; height: 20px;" type="checkbox"/> | <input style="width: 20px; height: 20px;" type="checkbox"/> |
| Driver as per Medical Code | <input style="width: 20px; height: 20px;" type="checkbox"/> | <input style="width: 20px; height: 20px;" type="checkbox"/> |

- | | | |
|--|---|---|
| Medical Equipment | | |
| Portable oxygen supply | <input style="width: 20px; height: 20px;" type="checkbox"/> | <input style="width: 20px; height: 20px;" type="checkbox"/> |
| Manual ventilator | <input style="width: 20px; height: 20px;" type="checkbox"/> | <input style="width: 20px; height: 20px;" type="checkbox"/> |
| Intubation equipment | <input style="width: 20px; height: 20px;" type="checkbox"/> | <input style="width: 20px; height: 20px;" type="checkbox"/> |
| Suction equipment | <input style="width: 20px; height: 20px;" type="checkbox"/> | <input style="width: 20px; height: 20px;" type="checkbox"/> |
| Intravenous infusion equipment | <input style="width: 20px; height: 20px;" type="checkbox"/> | <input style="width: 20px; height: 20px;" type="checkbox"/> |
| Equipment to immobilise limbs and spine (including cervical spine) | <input style="width: 20px; height: 20px;" type="checkbox"/> | <input style="width: 20px; height: 20px;" type="checkbox"/> |
| Sterile dressings | <input style="width: 20px; height: 20px;" type="checkbox"/> | <input style="width: 20px; height: 20px;" type="checkbox"/> |
| ECG monitor and defibrillator | <input style="width: 20px; height: 20px;" type="checkbox"/> | <input style="width: 20px; height: 20px;" type="checkbox"/> |
| Drugs for resuscitation and analgesia/IV fluids | <input style="width: 20px; height: 20px;" type="checkbox"/> | <input style="width: 20px; height: 20px;" type="checkbox"/> |
| Sphygmomanometer and stethoscope | <input style="width: 20px; height: 20px;" type="checkbox"/> | <input style="width: 20px; height: 20px;" type="checkbox"/> |

Other equipment
Protective canvas/tarpaulins

Technical Equipment

Radio communication with Race Control and CMO/Medical Director	<input style="width: 20px; height: 20px;" type="checkbox"/>	
Visible and audible signals	<input style="width: 20px; height: 20px;" type="checkbox"/>	<input style="width: 20px; height: 20px;" type="checkbox"/>
Equipment to remove suits and helmets	<input style="width: 20px; height: 20px;" type="checkbox"/>	<input style="width: 20px; height: 20px;" type="checkbox"/>
Type of vehicle	<input style="width: 20px; height: 20px;" type="checkbox"/>	<input style="width: 20px; height: 20px;" type="checkbox"/>

Quad
Ambulance
other
Bike
Car



APPENDIX F

Discipline		IMN No.							
4) Vehicles Type B1		Number	<table border="1" style="margin: auto;"> <tr> <td style="width: 20px; height: 15px;"></td> <td style="width: 20px; height: 15px;"></td> <td style="width: 20px; height: 15px;"></td> </tr> </table>						
		YES	NO						
Do positions conform to map of circuit/ posts?									
Doctor as per Medical Code									
Paramedics or equivalent as per Medical Code									
Vehicles Type B2		Number	<table border="1" style="margin: auto;"> <tr> <td style="width: 20px; height: 15px;"></td> <td style="width: 20px; height: 15px;"></td> <td style="width: 20px; height: 15px;"></td> <td style="width: 20px; height: 15px;"></td> <td style="width: 20px; height: 15px;"></td> </tr> </table>						
Do positions conform to map of circuit/ posts?									
Doctor as per Medical Code									
Paramedics or equivalent as per Medical Code									
Medical Equipment									
Portable oxygen supply									
Manual and automatic ventilator									
Intubation equipment									
Suction equipment									
Intravenous infusion equipment									
Equipment to immobilise limbs and spine (including cervical spine)									
Sterile dressings									
Thoracic drainage / Chest decompression equipment									
Tracheostomy equipment /Surgical airway equipment									
Sphygmomanometer and stethoscope									
Stretcher									
Scoop stretcher									
ECG monitor and defibrillator									
Pulse oximeter									
Drugs for resuscitation and analgesia/ IV fluids									
Technical Equipment									
Radio communication with Race Control and CMO									
Visible and audible signals									
Equipment to remove suits and helmets									
Air conditioning and refrigerator (recommended)									
Type of vehicle									
5) Vehicles Type C		Number	<table border="1" style="margin: auto;"> <tr> <td style="width: 20px; height: 15px;"></td> <td style="width: 20px; height: 15px;"></td> <td style="width: 20px; height: 15px;"></td> </tr> </table>						
		YES	NO						
Do positions conform to map of circuit/ posts?									
Personnel as per Medical Code									
Medical Equipment									
Stretcher									
Oxygen supply									
Equipment to immobilise limbs and spine (including cervical spine)									
First Aid medicaments and materials									
Technical Equipment									
Radio communication with Race Control and CMO									
Visible and audible signals									
Type of vehicle									



APPENDIX F

Discipline

IMN No.

6a) Medical Ground posts

Number

Do positions conform to map of circuit/ posts?

YES	NO
<input type="checkbox"/>	<input type="checkbox"/>

GP1 Personnel

Doctor experienced in resuscitation and the pre-hospital management of trauma
First aiders or stretcher bearers

<input type="checkbox"/>	<input type="checkbox"/>
<input type="checkbox"/>	<input type="checkbox"/>

GP2 Personnel

Paramedic or equivalent experienced in resuscitation and pre-hospital management of trauma
Two first aiders or stretcher bearers

<input type="checkbox"/>	<input type="checkbox"/>
<input type="checkbox"/>	<input type="checkbox"/>

Medical Equipment

Equipment for initiating resuscitation and emergency treatment
Initial airway management
Ventilatory support
Haemorrhage control & circulatory support
Cervical collar
Extrication device - Scoop stretcher or spinal board or equivalent

<input type="checkbox"/>	<input type="checkbox"/>
<input type="checkbox"/>	<input type="checkbox"/>
<input type="checkbox"/>	<input type="checkbox"/>
<input type="checkbox"/>	<input type="checkbox"/>
<input type="checkbox"/>	<input type="checkbox"/>
<input type="checkbox"/>	<input type="checkbox"/>
<input type="checkbox"/>	<input type="checkbox"/>

Technical Equipment

Radio communication with Race Control and CMO
Adequate shelter for staff and equipment and ground post staff

<input type="checkbox"/>	<input type="checkbox"/>
<input type="checkbox"/>	<input type="checkbox"/>

Other equipment

Protective canvas / tarpaulins

<input type="checkbox"/>	<input type="checkbox"/>
--------------------------	--------------------------

6b) Pit lane ground posts

Number

Do positions conform to map of circuit/ posts?

YES	NO
<input type="checkbox"/>	<input type="checkbox"/>

Personnel

Doctor, Paramedic or equivalent experienced in emergency care
Stretcher bearer

<input type="checkbox"/>	<input type="checkbox"/>
<input type="checkbox"/>	<input type="checkbox"/>

Medical Equipment

Airway management and intubation equipment
Drugs for resuscitation and analgesia/ IV fluids
Cervical collars
Manual respiration system
Intravenous infusion equipment
First Aid equipment
Scoop stretcher or spinal board or equivalent

<input type="checkbox"/>	<input type="checkbox"/>
<input type="checkbox"/>	<input type="checkbox"/>
<input type="checkbox"/>	<input type="checkbox"/>
<input type="checkbox"/>	<input type="checkbox"/>
<input type="checkbox"/>	<input type="checkbox"/>
<input type="checkbox"/>	<input type="checkbox"/>
<input type="checkbox"/>	<input type="checkbox"/>
<input type="checkbox"/>	<input type="checkbox"/>

Technical Equipment

Radio communication with Race Control and CMO

<input type="checkbox"/>	<input type="checkbox"/>
--------------------------	--------------------------

7) Medical Centre

Is a medical centre available at this circuit as per Medical Code?
(compulsory at GP, SBK, Endurance WC) if "NO" go to **7d**)
Is it a permanent structure?
Is it less than 10 mins from any part of the circuit?
Refer to Art. 13.3 of the FIM Standards for Circuits

<input type="checkbox"/>	<input type="checkbox"/>
<input type="checkbox"/>	<input type="checkbox"/>
<input type="checkbox"/>	<input type="checkbox"/>



APPENDIX F

Discipline		IMN No.		
Number of rooms				
Secure environment from which media and public can be excluded				
Area easily accessible by First Aid vehicles				
Helicopter landing area nearby				
One or two rooms large enough to allow resuscitation of at least two severely injured riders simultaneously (resuscitation area)				
X-ray room or portable digital X-ray machine				
A room large enough to treat more than one rider with minor injuries simultaneously				
Temporary separation in this area, e.g. curtains or screens				
			YES	NO
Reception and waiting area				
Doctor's room				
Toilet and shower room with disabled access				
A staff changing room with male and female toilets				
Medical staff room for 12 or more persons				
Radio communication with Race Control, the CMO, ambulances and ground posts				
If the Medical Centre has normal electric power supply, it must also be permanently connected to its own U.P.S. (Uninterruptible Power Supply)				
Water supply, heating, air-conditioning and sanitation appropriate to the country				
Closed Circuit TV				
Office facilities				
Dirty utility room				
Equipment storage				
Security fence				
Telephones				
Security Guard				
Parking for ambulances				
7a) Room requirements				
1 resuscitation room				
or				
2 resuscitation rooms				
Entrance separate to entrance for general public				
Minor treatment room				
X-ray room				
Medical staff room				
Wide corridors and doors to move patients on trolleys				
7b) Equipment for resuscitation areas				
Equipment for endotracheal intubation, tracheostomy and ventilation support including suction, oxygen and anaesthetic agents				
Equipment for intravenous access including cut down and central venous cannulation and fluids including colloid plasma expanders and crystalloid solutions				
Intercostal drainage equipment				
Equipment for cardiac monitoring and resuscitation, including ECG monitoring, defibrillation and blood pressure measurement				
Equipment for immobilising the spine at all levels				
Equipment for the splinting of limb fractures				



APPENDIX F

Discipline

IMN No.

Drugs/ IV fluids including analgesia, sedating agents, anticonvulsants, paralysing and anaesthetic agents, cardiac resuscitation drugs/ IV fluids
Tetanus toxoid and broad spectrum antibiotics (recommended)
Equipment for diagnostic ultrasound
Digital X-Ray (compulsory for GP, Superbike and Endurance WC) recommended for all other events provided it is not prohibited by national legislation)

7c) Equipment for minor injuries area

The area must have beds, dressings, suture equipment and fluids to treat up to three riders with minor injuries simultaneously. Sufficient stocks to replenish the area during the event must be available and sufficient doctors, nurses and paramedics or equivalent experienced in treating trauma must be available

7d) Is there another facility for treatment of injured riders-

Room, container or tent (please describe/specify) - only to be filled in if there is no Medical Centre

7e) Personnel

(please fill in the number)

Doctor
Nurses
Paramedic or equivalent
Other medical
Stretcher bearer
Driver
Other
Total

- 0 Thursday
- 1 Friday
- 2 Saturday
- 3 Sunday
- 4 Monday

day	0	1	2	3	4
number	<input style="width: 100%; height: 15px;" type="text"/>	<input style="width: 100%; height: 15px;" type="text"/>	<input style="width: 100%; height: 15px;" type="text"/>	<input style="width: 100%; height: 15px;" type="text"/>	<input style="width: 100%; height: 15px;" type="text"/>
	<input style="width: 100%; height: 15px;" type="text"/>				
	<input style="width: 100%; height: 15px;" type="text"/>				
	<input style="width: 100%; height: 15px;" type="text"/>				
	<input style="width: 100%; height: 15px;" type="text"/>				
	<input style="width: 100%; height: 15px;" type="text"/>				
	<input style="width: 100%; height: 15px;" type="text"/>				

Specialists at medical centre (mentioning specialty)

	yes	no
1. Surgeon experienced in trauma	<input style="width: 100%; height: 15px;" type="text"/>	<input style="width: 100%; height: 15px;" type="text"/>
2. Trauma resuscitation specialist	<input style="width: 100%; height: 15px;" type="text"/>	<input style="width: 100%; height: 15px;" type="text"/>

Other Specialists

3.	<input style="width: 100%; height: 15px;" type="text"/>
4.	<input style="width: 100%; height: 15px;" type="text"/>

7f) Doping facilities (refer to Art. 13.3.2.3 of FIM Standards for Circuits)

YES

NO

8) Vehicles for transport to hospital

Number

9) Helicopter

Helicopter with medical equipment

Number



APPENDIX F

Discipline

IMN No.

Fluids and drugs
Respirator
Oxygen
ECG/defibrillator

YES	NO
<input type="checkbox"/>	<input type="checkbox"/>
<input type="checkbox"/>	<input type="checkbox"/>
<input type="checkbox"/>	<input type="checkbox"/>
<input type="checkbox"/>	<input type="checkbox"/>

Personnel (specify)

Doctor
Nurse, Paramedic or equivalent
Pilot

0 Thursday
1 Friday
2 Saturday
3 Sunday
4 Monday

day	0	1	2	3	4
Number	<input type="checkbox"/>	<input type="checkbox"/>	<input type="checkbox"/>	<input type="checkbox"/>	<input type="checkbox"/>

10) Clothing of medical personnel as per Medical Code

Doctor
Nurse, Paramedics or equivalent

YES	NO
<input type="checkbox"/>	<input type="checkbox"/>
<input type="checkbox"/>	<input type="checkbox"/>

11) Closed Circuit TV

<input type="checkbox"/>	<input type="checkbox"/>
--------------------------	--------------------------

12) Radio Operator (Medical Service)

<input type="checkbox"/>	<input type="checkbox"/>
--------------------------	--------------------------

13) Hospitals

Type of hospital	Name of Hospital
a) Local hospital	<input type="text"/>
b) General Surgery	<input type="text"/>
c) Orthopaedic/Trauma	<input type="text"/>
d) Neurosurgery	<input type="text"/>
e) Spinal Injuries	<input type="text"/>
f) Cardio/Thoracic Surgery	<input type="text"/>
g) Burns/Plastic Surgery	<input type="text"/>
h) Vascular Surgery	<input type="text"/>
i) Micro Surgery	<input type="text"/>

Time to Hospital		Distance
Road	Air	
min	min	km
<input type="checkbox"/>	<input type="checkbox"/>	<input type="checkbox"/>
<input type="checkbox"/>	<input type="checkbox"/>	<input type="checkbox"/>
<input type="checkbox"/>	<input type="checkbox"/>	<input type="checkbox"/>
<input type="checkbox"/>	<input type="checkbox"/>	<input type="checkbox"/>
<input type="checkbox"/>	<input type="checkbox"/>	<input type="checkbox"/>
<input type="checkbox"/>	<input type="checkbox"/>	<input type="checkbox"/>
<input type="checkbox"/>	<input type="checkbox"/>	<input type="checkbox"/>
<input type="checkbox"/>	<input type="checkbox"/>	<input type="checkbox"/>
<input type="checkbox"/>	<input type="checkbox"/>	<input type="checkbox"/>

A route map to the hospitals is enclosed

YES	NO
<input type="checkbox"/>	<input type="checkbox"/>



APPENDIX F

Discipline

IMN No.

14) Trackside positions of Doctors

Please enter for every doctor (CMO,2,3,...) where he/she will be stationed. Remember to enter only one x in each column (except where is an asterix (Type A1 and B1), please enter the post n°)

Doctor (number)	CMO	1	2	3	4	5	6	7	8	9	10
Race Control											
other place											
Type A1*											
Type B1*											
Medical GP 1											
Pit lane ground post											
Medical Centre/ Art. 7d)											
Doctor (number)	11	12	13	14	15	16	17	18	19	20	
Race Control											
other place											
Type A1*											
Type B1*											
Medical GP 1											
Pit lane ground post											
Medical Centre/ Art. 7d)											

The **CIRCUIT CMO QUESTIONNAIRE** has been completed by the CMO
 YES
 NO

Remarks:

CMO signature:

Date of completion :



APPENDIX G



RIDER SELF DISCHARGE FORM

PART 1

(To be completed by the rider)

I, _____ rider no _____

in the _____ class, discharge myself against local medical advice

and understand the possible consequences of such action that have been explained to me by Dr

Signed: _____ Date: _____ Time: _____



PART 2

(To be completed by the Chief Medical Officer-CMO)

I, Dr _____, CMO at the

_____ circuit, confirm that I have explained the possible consequences of the rider discharging himself/herself against my advice.

In view of the language difficulties, this explanation was given through an interpreter

(delete as appropriate).

Signed: _____ Date: _____ Time: _____

5 copies: CMO, Rider, FIM Medical Officer, Race Director, Clinica Mobile

APPENDIX L



DURATION OF CONVALESCENCE

FIM Medical Panel document establishing the general evaluation principles for resumption of motorcycling competition after an accident

INTRODUCTION

The decision to consider a rider fit or unfit for continued engagement in motorcycling competition after an incapacitating accident falls within the competence of the CMO.

The increasing professionalism of all parties concerned in the various championships often places riders under contractual commitments that accustom them to a professional reality which is sometimes dehumanised and on which the CMI must keep a watchful eye.

OBJECTIVES

The development of new medical techniques, which are less invasive and, consequently, less physically disruptive for the patient, permit shorter periods of hospitalisation and earlier rehabilitation.

However, this technological adaptation cannot also shorten the periods of cicatrisation and bone consolidation and thereby invalidate all the histophysiological concepts.

Hence, while the rider's overall recuperation might be accelerated in this way, allowing him to envisage the wildest sporting feats, the physicians authorized to issue the medical certificate of fitness for the resumption of competition will have to ascertain whether the rider would be able to face unforeseen situations in order to avoid jeopardizing not only his safety but also that of his fellow riders and other parties involved.

MEANS

The criteria to be defined should be based on the following requirements:

1. Assurance of the immediate personal safety of the rider
2. Maintenance of a balance between the immediate and long-term physical well being of the rider.
3. Assurance of the immediate safety of the riders in all the collective motorcycling disciplines.

APPENDIX L

4. Assurance of the immediate safety of the other parties involved, such as stewards, paramedics, first-aid workers, physicians, mechanics, etc.

It would not be feasible to list in this document all the pathological situations encountered in the practice of motorcycling sport.

We will therefore give an overall perspective of the situations that are common to most injuries.

However, three points are worth emphasizing due to the frequency of the problems encountered in these situations:

1. Cutaneous cicatrisation needs time to be accommodated by the body as a whole. **In principle**, stitches should be removed **when a wound has healed** before any resumption of competition.
2. With regards to osteosyntheses using percutaneous pins of the Kirschner type, while the duration of the fracture consolidation is classic and agreed by most authors, we must emphasize that, in such a case, the resumption of competition is contraindicated due to the risk of displacement of such pins.
3. The resumption of competition is also contraindicated in the presence of means of immobilization such as orthoses or plaster cast designed to stabilize a lesion. In fact, the materials used, being less elastic than human body tissue, could pose a threat to the competitor in the event of a further accident.

Hence, on the whole, injuries suffered during the practice of motorcycling sport follow a common pattern: treatment of the lesion, cicatrisation and consolidation and, finally, rehabilitation and re-adaptation to the sporting discipline.

The internationally recognized periods of time needed for bone consolidation are therefore 4-8 weeks for an upper limb and 4-12 weeks for a lower limb, depending on the site of the fracture.

These minimum periods would, of course, be adjusted in the light of the follow-up of the bony callus, but the stress to which it would be subjected by the rider's activity would also be taken into account.

In order to maximize the safety not only of the rider but also of his entourage in competitions, the CMO should be able to carry out a set of simple, easily reproducible and effective tests to assess the motorcyclist's new physical capacities before he resumes competition.

Tests for lesions of a lower limb:

1. Mobility equivalent to or exceeding 50% of the physiological articular amplitude of the hip and knee joints.
2. Stand on one foot, both left and right, for at least 5 seconds.
3. Cover a distance of 20m unaided in a maximum time of 15 seconds.
4. Climb up and down 10 steps in a maximum time of 20 seconds.

APPENDIX L

Tests for lesions of a upper limb:

- To carry out 5 push ups

HEAD INJURIES

Assessment of the injured rider and return to competition should be in accordance with the guidelines for the assessment and management of concussion as contained within the International Consensus Statement on Concussion in Sport Zurich 2012.

In the event of a suspected concussion the rider should be assessed using a recognised assessment tool such as SCAT3 or similar (see appendix S). If the assessment confirms a concussion the rider should immediately be excluded from competition for at least the rest of the event. Prior to returning to competition the rider should be assessed for and provide documentary evidence of a return to normal neuro-psychological function using for example the IMPACT system, functional MRI scan or similar.

ABDOMINAL SURGERY

In the event of any abdominal surgery, with or without incision of the peritoneum, the period of unfitness for competition would range from 15 days to one month.

CONCLUSION

Provided that the various periods of cicatrisation, and particularly bone consolidation, are respected by their therapists, injured riders should be able to undergo these fitness tests without danger so that they can all resume competition in conditions of optimal safety.



APPENDIX O



LIST OF MEDICALLY UNFIT RIDERS

To the Chief Medical Officer at _____ Circuit
 for event IMN N° (the next event in the series)

The following riders were rendered medically **unfit** to ride
 at event IMN N°
 date of event

NAME	RIDING N°	CLASS	NATURE OF INJURY / ILLNESS

The following riders were included on a previous "List of Medically Unfit Riders" and have not yet been passed as "medically fit to ride".

NAME	RIDING N°	CLASS	NATURE OF INJURY / ILLNESS

_____ Date

_____ Signature of Chief Medical Officer

Any rider on these lists wishing to compete must have a Special Medical Examination to determine their medically fitness to ride in accordance with Art. 5.2 and Appendix C of the FIM Medical Code before they next compete at an event. The list must also include any rider who has been treated by a doctor other than the official doctors of the event. At the end of an event this form must be completed by the CMO to include any additional rider who has been injured. The form must then be sent on immediately to the FIM in an envelope marked "Confidential", for delivery to the CMO of the next event.



PROCEDURE FOR A MEDICAL INSPECTION AND HOMOLOGATION

Medical Inspection

A medical inspection is a visit by an FIM Medical Inspector (FIM Medical **Officer/Representative**) during an event **following** receipt of the CMO questionnaire of the **relevant** circuit in order to:

- establish the level of the medical facilities and the medical centre of the circuit in order to **ensure** the highest standard of services for the safety of the riders and to establish their conformity with the FIM Medical Code and make recommendations **as necessary** with a view to a medical homologation **based on the CMO questionnaire previously received and reviewed by the FIM Medical Inspector**.

and

- verify all medical facilities and the medical centre together with the services required to provide appropriate and necessary medical interventions.

and

- **issue** a medical **inspection and homologation report** for the circuit.

An initial medical inspection before the event (Medical Pre-inspection) **may be compulsory**:

- To determine the minimum medical requirements and facilities for any new circuit to be used for the first time. Such an inspection may be followed by a further Medical Pre-inspection if necessary but will be followed by a compulsory Medical Inspection during the event to confirm the provision and appropriateness of these medical services.

An intermediate medical inspection before the event may be required for:

APPENDIX Q

- a) existing circuits that have already been used and received a grade A but have undergone significant changes in the layout of the circuit or the medical centre.
- b) existing circuits which have received a grade B or C in the previous inspection.

A medical inspection during the event is compulsory for:

- a) any new circuit to be used for the first time.
- b) existing circuits which have received a grade B or C in the previous inspection.
- c) existing circuits that have already been used and received a grade A but have undergone significant changes in the layout of the circuit or the medical centre.
- d) the circuits for which the previous medical homologation has expired.

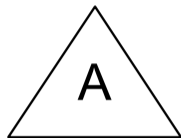
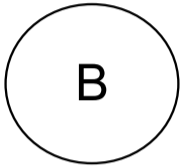

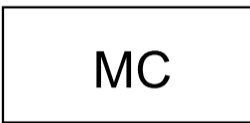


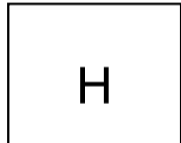
Inspection requests

- The FMN can request a medical inspection, but the FIM reserves the right to review a medical homologation and require a medical inspection at any time.
- In the event of inadequate medical facilities or work to be carried out to the medical centre, the FIM Medical Inspector may decide to carry out one or more further intermediate medical inspections, **if necessary**.
- The medical homologation becomes effective only after a FINAL medical inspection resulting in a grade A or B as defined below.
- The CMI will appoint the FIM Medical Inspector.

Documents to be submitted for a medical inspection must be returned to the FIM at least 2 months prior to the medical inspection.

- The FIM Circuit CMO Questionnaire to be completed by the Chief Medical Officer (CMO) (see Appendix F of the FIM Medical Code).
- Two (2) copies of a map of the circuit medical services, one in hard copy and the other in electronic format to a minimum scale of 1:2000 indicating the positions.

APPENDIX Q

- vehicle type A	in red with	
- vehicle type B	in blue with	
- vehicle type C	in green with	
- medical centre	in green with	
- ground post	in yellow with	
- pit lane ground post	in yellow with	
- helicopter landing area	in orange with	

and routes for urgent evacuation

- Plan of the circuit medical centre.

APPENDIX Q**Medical Inspection Procedure**

At all medical inspections, it shall be the duty of the FIM Medical Inspector to examine all the medical facilities at the circuit and make recommendations when required to ensure that these conform to the FIM Medical Code.

During the medical inspection, the presence of the Chief Medical Officer (CMO), the Clerk of the Course and/or a responsible representative of the circuit is required.

Grading of circuit medical inspections and homologations

The medical inspection and homologation will be graded as follows:

A: 1 year

A medical inspection and medical homologation report will be issued.

B: **Further improvements to the medical service are required and a further medical inspection is compulsory the following year.**

In the event of two successive inspections resulting in grade B, the circuit will automatically be downgraded to grade C as defined below.

C: **The medical service provision does not comply with the requirements of the FIM Medical Code and further medical inspections are compulsory prior to any FIM event taking place.**

Further medical inspection is required before any FIM event can take place until the circuit obtains at least a grade B.

Costs for medical inspections/homologations

The costs of transport and accommodation of the FIM Medical Inspector for final medical inspections of track or circuits resulting in a grade A are borne by the FIM.

When the medical inspection results in a grade B or C requiring further inspections before the date of the event, these costs are invoiced to the FMNR, by way of the quarterly invoice of amounts payable by the FMNR. Following a grade C, an intermediate inspection is compulsory before the next event takes place. In this case, the costs of such an inspection will be borne by the FMNR.

When a track or circuit is inspected without a race being included in the calendar of the current or the coming year, the costs are also later invoiced to the FMNR, even if the circuit obtains a grade A.



APPENDIX Q

The costs pertaining to a medical inspection during the event obtaining grade A are included in the inscription fees. Nevertheless, the costs of inspections obtaining grade B or C must be borne by the FMNR concerned and are, thus, not included in these inscription fees.

APPENDIX R



Fédération Internationale de Motocyclisme
 11, route Suisse - CH-1295 Mies (Suisse)
 Fax (+41-22) 950 950 1

Confidentiality note: The datas and information contained in this questionnaire are strictly confidential
 This information is intended only for use of the FIM

QUESTIONNAIRE FATAL ACCIDENTS

1) **FMNR**

2) **DISCIPLINE**

3) **EVENT** **National** **International** **FIM**

4) **CIRCUIT** **VENUE**

PRACTICE **RACE** **Lap N°**

Track **Paddock** **Outside**

Ground post N° **Turn N°**

5) **CMO**

6) **RIDER:**

NAME **FIRST NAME**

Date of Birth **FMN**

7) **DIAGNOSES**

 1

 2

 3

 4

8) **DATE of ACCIDENT**

9) **TIME of ACCIDENT**



APPENDIX R

NAME **FIRST NAME**

10) **PROTECTIVE DEVICES WORN BY THE RIDER:**

Neckbrace: **YES** **NO**

Type:

Brand:

**Other protective devices:
(Please specify)**

11) **TIME of DEATH**

12) **DEATH** **immediate** **evacuation** **hospital**

13) **TIME of ARRIVAL of the FIRST AIDERS**

14) **TIME of START RESUSCITATION**

15) **THERAPY**

16) **AUTOPSY** **YES** **NO**

17) **RESULT of the AUTOPSY**

18) **REMARKS** **oil** **dry track** **wet track**

collision **fall**

other

19) **DOCUMENTS** **videos** **pictures** **magazines**



APPENDIX R

NAME	<input type="text"/>	FIRST NAME	<input type="text"/>
	other	<input type="text"/>	

20) **COMMENTS**

21) **SIGNATURE of CMO
of the EVENT:**

NAME of the CMO:

DATE:



SCAT3™



Sport Concussion Assessment Tool – 3rd Edition

For use by medical professionals only

Name

Date/Time of Injury:
Date of Assessment:

Examiner:

What is the SCAT3?¹

The SCAT3 is a standardized tool for evaluating injured athletes for concussion and can be used in athletes aged from 13 years and older. It supersedes the original SCAT and the SCAT2 published in 2005 and 2009, respectively². For younger persons, ages 12 and under, please use the Child SCAT3. The SCAT3 is designed for use by medical professionals. If you are not qualified, please use the Sport Concussion Recognition Tool¹. Preseason baseline testing with the SCAT3 can be helpful for interpreting post-injury test scores.

Specific instructions for use of the SCAT3 are provided on page 3. If you are not familiar with the SCAT3, please read through these instructions carefully. This tool may be freely copied in its current form for distribution to individuals, teams, groups and organizations. Any revision or any reproduction in a digital form requires approval by the Concussion in Sport Group.

NOTE: The diagnosis of a concussion is a clinical judgment, ideally made by a medical professional. The SCAT3 should not be used solely to make, or exclude, the diagnosis of concussion in the absence of clinical judgement. An athlete may have a concussion even if their SCAT3 is "normal".

What is a concussion?

A concussion is a disturbance in brain function caused by a direct or indirect force to the head. It results in a variety of non-specific signs and/or symptoms (some examples listed below) and most often does not involve loss of consciousness. Concussion should be suspected in the presence of **any one or more** of the following:

- Symptoms (e.g., headache), or
- Physical signs (e.g., unsteadiness), or
- Impaired brain function (e.g. confusion) or
- Abnormal behaviour (e.g., change in personality).

SIDELINE ASSESSMENT

Indications for Emergency Management

NOTE: A hit to the head can sometimes be associated with a more serious brain injury. Any of the following warrants consideration of activating emergency procedures and urgent transportation to the nearest hospital:

- Glasgow Coma score less than 15
- Deteriorating mental status
- Potential spinal injury
- Progressive, worsening symptoms or new neurologic signs

Potential signs of concussion?

If any of the following signs are observed after a direct or indirect blow to the head, the athlete should stop participation, be evaluated by a medical professional and **should not be permitted to return to sport the same day** if a concussion is suspected.

- Any loss of consciousness? Y N
 "If so, how long?" _____
- Balance or motor incoordination (stumbles, slow/laboured movements, etc.)? Y N
 Disorientation or confusion (inability to respond appropriately to questions)? Y N
 Loss of memory: Y N
 "If so, how long?" _____
 "Before or after the injury?" _____
- Blank or vacant look: Y N
 Visible facial injury in combination with any of the above: Y N

1 Glasgow coma scale (GCS)

Best eye response (E)

No eye opening	1
Eye opening in response to pain	2
Eye opening to speech	3
Eyes opening spontaneously	4

Best verbal response (V)

No verbal response	1
Incomprehensible sounds	2
Inappropriate words	3
Confused	4
Oriented	5

Best motor response (M)

No motor response	1
Extension to pain	2
Abnormal flexion to pain	3
Flexion/Withdrawal to pain	4
Localizes to pain	5
Obeys commands	6

Glasgow Coma score (E + V + M) of 15

GCS should be recorded for all athletes in case of subsequent deterioration.

2 Maddocks Score³

"I am going to ask you a few questions, please listen carefully and give your best effort."

Modified Maddocks questions (1 point for each correct answer)

What venue are we at today?	0	1
Which half is it now?	0	1
Who scored last in this match?	0	1
What team did you play last week/game?	0	1
Did your team win the last game?	0	1
Maddocks score	of 5	

Maddocks score is validated for sideline diagnosis of concussion only and is not used for serial testing.

Notes: Mechanism of Injury ("tell me what happened?"):

Any athlete with a suspected concussion should be REMOVED FROM PLAY, medically assessed, monitored for deterioration (i.e., should not be left alone) and should not drive a motor vehicle until cleared to do so by a medical professional. No athlete diagnosed with concussion should be returned to sports participation on the day of injury.



BACKGROUND

Name: _____ Date: _____
 Examiner: _____
 Sport/team/school: _____ Date/time of injury: _____
 Age: _____ Gender: M F
 Years of education completed: _____
 Dominant hand: right left neither
 How many concussions do you think you have had in the past? _____
 When was the most recent concussion? _____
 How long was your recovery from the most recent concussion? _____
 Have you ever been hospitalized or had medical imaging done for a head injury? Y N
 Have you ever been diagnosed with headaches or migraines? Y N
 Do you have a learning disability, dyslexia, ADD/ADHD? Y N
 Have you ever been diagnosed with depression, anxiety or other psychiatric disorder? Y N
 Has anyone in your family ever been diagnosed with any of these problems? Y N
 Are you on any medications? If yes, please list: Y N

SCAT3 to be done in resting state. Best done 10 or more minutes post exercise.

SYMPTOM EVALUATION

3 How do you feel?

"You should score yourself on the following symptoms, based on how you feel now".

	none	mild		moderate		severe	
Headache	0	1	2	3	4	5	6
"Pressure in head"	0	1	2	3	4	5	6
Neck Pain	0	1	2	3	4	5	6
Nausea or vomiting	0	1	2	3	4	5	6
Dizziness	0	1	2	3	4	5	6
Blurred vision	0	1	2	3	4	5	6
Balance problems	0	1	2	3	4	5	6
Sensitivity to light	0	1	2	3	4	5	6
Sensitivity to noise	0	1	2	3	4	5	6
Feeling slowed down	0	1	2	3	4	5	6
Feeling like "in a fog"	0	1	2	3	4	5	6
"Don't feel right"	0	1	2	3	4	5	6
Difficulty concentrating	0	1	2	3	4	5	6
Difficulty remembering	0	1	2	3	4	5	6
Fatigue or low energy	0	1	2	3	4	5	6
Confusion	0	1	2	3	4	5	6
Drowsiness	0	1	2	3	4	5	6
Trouble falling asleep	0	1	2	3	4	5	6
More emotional	0	1	2	3	4	5	6
Irritability	0	1	2	3	4	5	6
Sadness	0	1	2	3	4	5	6
Nervous or Anxious	0	1	2	3	4	5	6

Total number of symptoms (Maximum possible 22) _____
 Symptom severity score (Maximum possible 132) _____

Do the symptoms get worse with physical activity? Y N
 Do the symptoms get worse with mental activity? Y N

self rated self rated and clinician monitored
 clinician interview self rated with parent input

Overall rating: If you know the athlete well prior to the injury, how different is the athlete acting compared to his/her usual self?

Please circle one response:
 no different very different unsure N/A

Scoring on the SCAT3 should not be used as a stand-alone method to diagnose concussion, measure recovery or make decisions about an athlete's readiness to return to competition after concussion. Since signs and symptoms may evolve over time, it is important to consider repeat evaluation in the acute assessment of concussion.

COGNITIVE & PHYSICAL EVALUATION

4 Cognitive assessment

Standardized Assessment of Concussion (SAC)⁴

Orientation (1 point for each correct answer)

What month is it?	0	1
What is the date today?	0	1
What is the day of the week?	0	1
What year is it?	0	1
What time is it right now? (within 1 hour)	0	1
Orientation score	of 5	

Immediate memory

List	Trial 1	Trial 2	Trial 3	Alternative word list					
elbow	0	1	0	1	0	1	candle	baby	finger
apple	0	1	0	1	0	1	paper	monkey	penny
carpet	0	1	0	1	0	1	sugar	perfume	blanket
saddle	0	1	0	1	0	1	sandwich	sunset	lemon
bubble	0	1	0	1	0	1	wagon	iron	insect
Total									

Immediate memory score total _____ of 15

Concentration: Digits Backward

List	Trial 1	Alternative digit list				
4-9-3	0	1	6-2-9	5-2-6	4-1-5	
3-8-1-4	0	1	3-2-7-9	1-7-9-5	4-9-6-8	
6-2-9-7-1	0	1	1-5-2-8-6	3-8-5-2-7	6-1-8-4-3	
7-1-8-4-6-2	0	1	5-3-9-1-4-8	8-3-1-9-6-4	7-2-4-8-5-6	
Total of 4						

Concentration: Month in Reverse Order (1 pt. for entire sequence correct)

Dec-Nov-Oct-Sept-Aug-Jul-Jun-May-Apr-Mar-Feb-Jan	0	1
Concentration score	of 5	

5 Neck Examination:

Range of motion Tenderness Upper and lower limb sensation & strength
Findings: _____

6 Balance examination

Do one or both of the following tests.
 Footwear (shoes, barefoot, braces, tape, etc.) _____

Modified Balance Error Scoring System (BESS) testing⁵

Which foot was tested (i.e. which is the non-dominant foot) Left Right
 Testing surface (hard floor, field, etc.) _____

Condition	Errors
Double leg stance:	_____ Errors
Single leg stance (non-dominant foot):	_____ Errors
Tandem stance (non-dominant foot at back):	_____ Errors

And/Or

Tandem gait^{6,7}
 Time (best of 4 trials): _____ seconds

7 Coordination examination

Upper limb coordination
 Which arm was tested: Left Right
Coordination score _____ of 1

8 SAC Delayed Recall⁴

Delayed recall score _____ of 5



INSTRUCTIONS

Words in *Italics* throughout the SCAT3 are the instructions given to the athlete by the tester.

Symptom Scale

"You should score yourself on the following symptoms, based on how you feel now".

To be completed by the athlete. In situations where the symptom scale is being completed after exercise, it should still be done in a resting state, at least 10 minutes post exercise.

For total number of symptoms, maximum possible is 22.

For Symptom severity score, add all scores in table, maximum possible is $22 \times 6 = 132$.

SAC⁴

Immediate Memory

"I am going to test your memory. I will read you a list of words and when I am done, repeat back as many words as you can remember, in any order."

Trials 2&3:

"I am going to repeat the same list again. Repeat back as many words as you can remember in any order, even if you said the word before."

Complete all 3 trials regardless of score on trial 1&2. Read the words at a rate of one per second.

Score 1 pt. for each correct response. Total score equals sum across all 3 trials. Do not inform the athlete that delayed recall will be tested.

Concentration

Digits backward

"I am going to read you a string of numbers and when I am done, you repeat them back to me backwards, in reverse order of how I read them to you. For example, if I say 7-1-9, you would say 9-1-7."

If correct, go to next string length. If incorrect, read trial 2. **One point possible for each string length.** Stop after incorrect on both trials. The digits should be read at the rate of one per second.

Months in reverse order

"Now tell me the months of the year in reverse order. Start with the last month and go backward. So you'll say December, November ... Go ahead"

1 pt. for entire sequence correct

Delayed Recall

The delayed recall should be performed after completion of the Balance and Coordination Examination.

"Do you remember that list of words I read a few times earlier? Tell me as many words from the list as you can remember in any order."

Score 1 pt. for each correct response

Balance Examination

Modified Balance Error Scoring System (BESS) testing⁵

This balance testing is based on a modified version of the Balance Error Scoring System (BESS)⁵. A stopwatch or watch with a second hand is required for this testing.

"I am now going to test your balance. Please take your shoes off, roll up your pant legs above ankle (if applicable), and remove any ankle taping (if applicable). This test will consist of three twenty second tests with different stances."

(a) Double leg stance:

"The first stance is standing with your feet together with your hands on your hips and with your eyes closed. You should try to maintain stability in that position for 20 seconds. I will be counting the number of times you move out of this position. I will start timing when you are set and have closed your eyes."

(b) Single leg stance:

"If you were to kick a ball, which foot would you use? [This will be the dominant foot] Now stand on your non-dominant foot. The dominant leg should be held in approximately 30 degrees of hip flexion and 45 degrees of knee flexion. Again, you should try to maintain stability for 20 seconds with your hands on your hips and your eyes closed. I will be counting the number of times you move out of this position. If you stumble out of this position, open your eyes and return to the start position and continue balancing. I will start timing when you are set and have closed your eyes."

(c) Tandem stance:

"Now stand heel-to-toe with your non-dominant foot in back. Your weight should be evenly distributed across both feet. Again, you should try to maintain stability for 20 seconds with your hands on your hips and your eyes closed. I will be counting the number of times you move out of this position. If you stumble out of this position, open your eyes and return to the start position and continue balancing. I will start timing when you are set and have closed your eyes."

Balance testing – types of errors

1. Hands lifted off iliac crest
2. Opening eyes
3. Step, stumble, or fall
4. Moving hip into > 30 degrees abduction
5. Lifting forefoot or heel
6. Remaining out of test position > 5 sec

Each of the 20-second trials is scored by counting the errors, or deviations from the proper stance, accumulated by the athlete. The examiner will begin counting errors only after the individual has assumed the proper start position. **The modified BESS is calculated by adding one error point for each error during the three 20-second tests. The maximum total number of errors for any single condition is 10.** If a athlete commits multiple errors simultaneously, only one error is recorded but the athlete should quickly return to the testing position, and counting should resume once subject is set. Subjects that are unable to maintain the testing procedure for a minimum of **five seconds** at the start are assigned the highest possible score, ten, for that testing condition.

OPTION: For further assessment, the same 3 stances can be performed on a surface of medium density foam (e.g., approximately 50 cm x 40 cm x 6 cm).

Tandem Gait^{6,7}

Participants are instructed to stand with their feet together behind a starting line (the test is best done with footwear removed). Then, they walk in a forward direction as quickly and as accurately as possible along a 38mm wide (sports tape), 3 meter line with an alternate foot heel-to-toe gait ensuring that they approximate their heel and toe on each step. Once they cross the end of the 3m line, they turn 180 degrees and return to the starting point using the same gait. A total of 4 trials are done and the best time is retained. Athletes should complete the test in 14 seconds. Athletes fail the test if they step off the line, have a separation between their heel and toe, or if they touch or grab the examiner or an object. In this case, the time is not recorded and the trial repeated, if appropriate.

Coordination Examination

Upper limb coordination

Finger-to-nose (FTN) task:

"I am going to test your coordination now. Please sit comfortably on the chair with your eyes open and your arm (either right or left) outstretched (shoulder flexed to 90 degrees and elbow and fingers extended), pointing in front of you. When I give a start signal, I would like you to perform five successive finger to nose repetitions using your index finger to touch the tip of the nose, and then return to the starting position, as quickly and as accurately as possible."

Scoring: 5 correct repetitions in < 4 seconds = 1

Note for testers: Athletes fail the test if they do not touch their nose, do not fully extend their elbow or do not perform five repetitions. **Failure should be scored as 0.**

References & Footnotes

1. This tool has been developed by a group of international experts at the 4th International Consensus meeting on Concussion in Sport held in Zurich, Switzerland in November 2012. The full details of the conference outcomes and the authors of the tool are published in The BJSM Injury Prevention and Health Protection, 2013, Volume 47, Issue 5. The outcome paper will also be simultaneously co-published in other leading biomedical journals with the copyright held by the Concussion in Sport Group, to allow unrestricted distribution, providing no alterations are made.
2. McCrory P et al., Consensus Statement on Concussion in Sport – the 3rd International Conference on Concussion in Sport held in Zurich, November 2008. British Journal of Sports Medicine 2009; 43: i76-89.
3. Maddocks, DL; Dicker, GD; Saling, MM. The assessment of orientation following concussion in athletes. Clinical Journal of Sport Medicine. 1995; 5(1): 32–3.
4. McCrea M. Standardized mental status testing of acute concussion. Clinical Journal of Sport Medicine. 2001; 11: 176–181.
5. Guskiewicz KM. Assessment of postural stability following sport-related concussion. Current Sports Medicine Reports. 2003; 2: 24–30.
6. Schneiders, A.G., Sullivan, S.J., Gray, A., Hammond-Tooke, G. & McCrory, P. Normative values for 16-37 year old subjects for three clinical measures of motor performance used in the assessment of sports concussions. Journal of Science and Medicine in Sport. 2010; 13(2): 196–201.
7. Schneiders, A.G., Sullivan, S.J., Kvarnstrom, J.K., Olsson, M., Yden, T. & Marshall, S.W. The effect of footwear and sports-surface on dynamic neurological screening in sport-related concussion. Journal of Science and Medicine in Sport. 2010; 13(4): 382–386



ATHLETE INFORMATION

Any athlete suspected of having a concussion should be removed from play, and then seek medical evaluation.

Signs to watch for

Problems could arise over the first 24–48 hours. The athlete should not be left alone and must go to a hospital at once if they:

- Have a headache that gets worse
- Are very drowsy or can't be awakened
- Can't recognize people or places
- Have repeated vomiting
- Behave unusually or seem confused; are very irritable
- Have seizures (arms and legs jerk uncontrollably)
- Have weak or numb arms or legs
- Are unsteady on their feet; have slurred speech

Remember, it is better to be safe.

Consult your doctor after a suspected concussion.

Return to play

Athletes should not be returned to play the same day of injury.

When returning athletes to play, they should be **medically cleared and then follow a stepwise supervised program**, with stages of progression.

For example:

Rehabilitation stage	Functional exercise at each stage of rehabilitation	Objective of each stage
No activity	Physical and cognitive rest	Recovery
Light aerobic exercise	Walking, swimming or stationary cycling keeping intensity, 70% maximum predicted heart rate. No resistance training	Increase heart rate
Sport-specific exercise	Skating drills in ice hockey, running drills in soccer. No head impact activities	Add movement
Non-contact training drills	Progression to more complex training drills, eg passing drills in football and ice hockey. May start progressive resistance training	Exercise, coordination, and cognitive load
Full contact practice	Following medical clearance participate in normal training activities	Restore confidence and assess functional skills by coaching staff
Return to play	Normal game play	

There should be at least 24 hours (or longer) for each stage and if symptoms recur the athlete should rest until they resolve once again and then resume the program at the previous asymptomatic stage. Resistance training should only be added in the later stages.

If the athlete is symptomatic for more than 10 days, then consultation by a medical practitioner who is expert in the management of concussion, is recommended.

Medical clearance should be given before return to play.

Scoring Summary:

Test Domain	Score		
	Date: _____	Date: _____	Date: _____
Number of Symptoms of 22			
Symptom Severity Score of 132			
Orientation of 5			
Immediate Memory of 15			
Concentration of 5			
Delayed Recall of 5			
SAC Total			
BESS (total errors)			
Tandem Gait (seconds)			
Coordination of 1			

Notes:

CONCUSSION INJURY ADVICE

(To be given to the **person monitoring** the concussed athlete)

This patient has received an injury to the head. A careful medical examination has been carried out and no sign of any serious complications has been found. Recovery time is variable across individuals and the patient will need monitoring for a further period by a responsible adult. Your treating physician will provide guidance as to this timeframe.

If you notice any change in behaviour, vomiting, dizziness, worsening headache, double vision or excessive drowsiness, please contact your doctor or the nearest hospital emergency department immediately.

Other important points:

- Rest (physically and mentally), including training or playing sports until symptoms resolve and you are medically cleared
- No alcohol
- No prescription or non-prescription drugs without medical supervision. Specifically:
 - No sleeping tablets
 - Do not use aspirin, anti-inflammatory medication or sedating pain killers
- Do not drive until medically cleared
- Do not train or play sport until medically cleared

Clinic phone number

Patient's name _____

Date/time of injury _____

Date/time of medical review _____

Treating physician _____

Contact details or stamp



APPENDIX T



**FIM GP World Championship - List of Medical Personnel
Championnat du Monde GP FIM - Liste du personnel médical**

Venue:

Date:

To be given to the FIM Medical Officer prior to the commencement of the event
A remettre au Médecin FIM avant le commencement de la manifestation

Family Name Nom de famille	Given Name Prénom	Title Titre	Qualifications	Speciality & Hospital Spécialités & Hôpital	Additional Relevant Training & Experience Formation et Expérience additionnelle relative	Location at Event Emplacement lors de la manifestation
Example	John	Dr.	MD FRCS	Emergency Medicine, Intensivist	ATLS PHTLS etc	Medical Car, Post 1 etc



FIM Alcohol Testing Procedure

Riders participating in any FIM World Championship, FIM Prize or International events will be subject to alcohol breath and/or blood testing at any time in-competition* in accordance with the following procedure:

*In-Competition = the in-competition period is defined as the period commencing twelve hours before the rider has passed the technical and/or administrative scrutineering whichever is the earlier, before an event** in which the rider is scheduled to participate, and ending with the publication of the results of such event. For the avoidance of doubt, the possession, use and consumption of alcohol during the awards ceremony is not considered a violation under the FIM Medical Code **providing that the podium takes place at the end of the event.**

**Event: an event is defined as a single sporting event (composed, depending on the discipline, of practice sessions, qualifying practice sessions and race(s), rounds, legs, heats or stages).

1. Such testing will be undertaken by an FIM Official at the event using an FIM approved testing device. At certain events, for example, those involving the use of public roads, the police may undertake such testing.
2. Testing will be undertaken at the event by an FIM Official who is trained in the use of the alcohol testing device.
3. Testing will be performed with no prior notice.
4. Riders will be selected randomly by ballot or at the discretion of the FIM Chief Steward, FIM Jury President, FIM Delegate or the FIM Medical Representative.
5. At least three riders will be tested at each event.
6. At any time in-competition* alcohol testing may be included as part of a special medical examination conducted at the request of the CMO, Race Director, Clerk of the Course, Medical Director, Jury President, Chief Steward or the FIM Medical Representative in accordance with the FIM Medical Code.
7. Following notification of selection for alcohol testing, the rider must immediately attend the designated location for testing.
8. A refusal to undergo alcohol testing will be regarded for the purpose of the application of sanctions as identical to a test reading above the permitted threshold.
9. Any rider who refuses to submit himself to alcohol testing will be **automatically and immediately** excluded from further participation in, and disqualified from the event **by the disciplinary body responsible for applying disciplinary sanctions at the event.**

APPENDIX V



Such decision is final and may not be appealed against. Such automatic and immediate decision may not under any circumstances give rise to any claim from the rider or any other affected party. The details of the case will be notified immediately to the **FIM Legal Department (legal@fim.ch)** by the disciplinary body responsible for applying disciplinary sanctions at the event.

The rider will also be automatically provisionally barred by the FIM (Provisional Suspension) from participating in any competitions sanctioned by the FIM, its CONUs and its FMNs until further notice and without any further notification. Such automatic Provisional Suspension may not under any circumstances give rise to any claim from the rider or any other affected party.

10. Alcohol testing will normally take place in a location that maintains rider confidentiality, is secure with restricted access, and is in a suitable location with adequate facilities such as light and ventilation.
11. Each rider will be tested individually and in private.
12. The alcohol testing device will be determined and provided by the FIM.
13. The device will be calibrated in accordance with the manufacturer's instructions.
14. The alcohol test procedure will take place where possible in the presence of a witness.
15. The testing procedure and use of the device will be explained to the rider.
16. The rider will be allowed to select an individual mouthpiece from a selection of individually sealed mouthpieces for their individual use and attach it to the device.
17. The rider will blow steadily into the mouthpiece until the device indicates that an adequate sample of breath has been obtained.
18. The test result displayed on the device will be shown to the rider and recorded on the test record documentation.
19. The time of each test will also be recorded on the documentation.
20. The documentation will then be signed by the rider and officials present at the test. Any refusal by a rider to sign the documentation will be duly noted and recorded on the documentation but will not invalidate the result of the test.
21. The results and associated documentation will be forwarded to the FIM Administration.
22. If the test reading is greater than the permitted threshold of 0.10g/L, a confirmatory test will be performed following a waiting period of at least a **fifteen** minutes starting after the first result of the first test has been recorded. **If the first test reading is below or equal to 0.00g/L, no further test will be conducted.**
23. As part of this confirmatory test the rider will again be asked to select a further mouthpiece from a selection of sealed mouthpieces. (The purpose of conducting a confirmatory test after a period of **fifteen** minutes in the event of a positive test is to ensure that any residual alcohol in the rider's mouth from food, mouth wash etc. is no longer present in order to limit false positive results).
24. If the result of the confirmatory test is above the permitted threshold the rider will be **automatically and** immediately excluded from further participation in, **and disqualified from** the event by the disciplinary body responsible for applying disciplinary sanctions at the event.

APPENDIX V



Such decision is final and may not be appealed against. Such automatic and immediate decision may not under any circumstances give rise to any claim from the rider or any other affected party.

The details of the case will be notified immediately by the disciplinary body responsible for applying disciplinary sanctions at the event to the FIM Legal Department (legal@fim.ch).

The rider will also be automatically provisionally barred by the FIM (Provisional Suspension) from participating in any competitions sanctioned by the FIM, its CONUs and its FMNs until further notice and without any further notification. Such automatic Provisional Suspension may not under any circumstances give rise to any claim from the rider or any other affected party.

25. Following notification of the case to the FIM Legal Department (legal@fim.ch), first-instance proceedings will be opened ex officio before the International Disciplinary Court (CDI) for consideration of the handing down of a suspension which shall range from a minimum of 9 (nine) months to a maximum of 18 (eighteen). The length of the suspension shall be decided on the riders' degree of fault and on any aggravating (e.g. recidivism) and/or mitigating factors. Riders and other persons shall receive credit for a Provisional Suspension against any period of Ineligibility which is ultimately imposed. In addition, further sanction(s) in accordance with the FIM Disciplinary & Arbitration Code (Article 3.1.3) and/or the relevant Sporting Regulations may be imposed on the rider. If the rider establishes that he bears no fault (i.e. no negligent or intentional failure; e.g. no negligence), no suspension or other sanctions may be imposed on him.
26. If the result of the confirmatory test is below the permitted threshold no further action will be taken.
27. A rider provisionally suspended as per Article 9 or Article 24 above may petition the CDI to have his provisional suspension lifted. The request, in writing and with reasons, must be received within 15 days of the date of the beginning of the provisional suspension to the rider.

The proceedings before the CDI on a request for lifting of the provisional suspension will be conducted exclusively on the basis of written submissions. Any oral or ungrounded request will be found inadmissible. The CDI shall consider only whether the Provisional Suspension shall be maintained until the full consideration of the case on the merits by the CDI in the framework of a final Hearing.

The Provisional Suspension shall not be lifted unless the rider establishes that: (a) the assertion of an alcohol rule violation has no reasonable prospect of being upheld (e.g., because of a patent flaw in the case against the rider); or (b) the rider has a strong arguable case that he/she bears No Fault (i.e. no negligent or intentional failure; e.g. no negligence) for the alcohol rule violation(s) asserted, so that any period of suspension that might otherwise be imposed for such a violation is likely to be completely eliminated by application of Article 25 above; or (c) some other facts exist that make it clearly unfair, in all of the circumstances, to maintain a Provisional Suspension prior to a final hearing before the CDI.

APPENDIX V



NB: This last ground is to be construed narrowly, and applied only in very exceptional circumstances. For example, the fact that the Provisional Suspension would prevent the rider participating in a particular event shall not qualify as exceptional circumstances.

Neither a Provisional Suspension imposed by the FIM nor any decision taken by the CDI in connection with a Provisional Decision will prejudice the question as to whether an alcohol rule violation has actually been committed (the existence of an alcohol rule violation and of a disciplinary responsibility of the rider is to be addressed by the CDI when the latter adjudicates on the merits of the case in the framework of a final Hearing; nor will any such Provisional Suspension or decision give rise under any circumstances to any claim (from the rider or any other affected party), should such violation not be upheld at a later stage in the procedure.

The CDI's decision on a request lodged by the rider to have his provisional suspension lifted may be appealed against before the Court of Arbitration of Sport (CAS) within 5 (five) days of receipt of the notification of the reasoned decision of the CDI. The Code of Sports-related Arbitration shall be applicable. In particular, irrespective of the fact that at least one of the three above mentioned conditions shall in all cases be established by the rider, the cumulative fulfilment of the three factors (i.e. "likelihood of success", irreparable harm" and "balance of interest" tests) set out under R37 of the Code of Sports-related Arbitration shall also be met in favour of the rider in order for the CAS to be enabled to lift the rider's provisional suspension.



APPENDIX V



BREATH ALCOHOL TEST

Rider's name, first name: _____ Riding Number: _____

Title of the event: FIM _____

Venue: _____ Country: _____ Date: _____

FMNR: _____ IMN N°: _____

FIM Jury Pres. or Race Direction member or FIM Official: _____

Witness 1: (if any) _____ Position: _____

Witness 2: (if any) _____ Position: _____

Other (if present): _____ Position: _____

Other (if present): _____ Position: _____

 In accordance with the FIM Medical Code, the following rider must take part of the control (Breath Alcohol Test). The Alcohol control can take place anytime during the event.

The undersigned certifies to have tested the above-mentioned rider with the following results (N.B Positive Test means >0.10g/L):

Test 1: Positive Negative Result: _____ .g/L Time: _____

Test 2: Positive Negative Result: _____ .g/L Time: _____

Rider's signature: _____

Date: _____ Time: _____

FIM Jury Pres. or Race Direction member or Appointed FIM Official signature: _____

Witness 2: signature: (if any) _____

Witness 1: signature: (if any) _____

Other person present: signature: _____

Other person present: signature _____

*** Original of this document must be sent to the FIM Administration ***

*** Copy of this document must be given to the rider ***



6. ANTIDOPING CODE

The Regulations will be defined by the “FIM ANTIDOPING CODE”.



7. ENVIRONMENTAL CODE

The Regulations will be defined by the “FIM Environmental CODE”.



8. CODE OF ETHICS

The Regulations will be defined by the “FIM CODE OF ETHICS”.



FÉDÉRATION INTERNATIONALE
DE MOTOCYCLISME

FIM-LIVE.com

11, ROUTE DE SUISSE | CH - 1295 MIES

ccr@fim.ch

6510002