

ROYAL ENFIELD


METEOR
350

CRUISE EASY



Cruising - that holy grail where the rider becomes one with the machine, the terrain and somehow becomes free from the act of riding, primed to soak in the surroundings. The Meteor represents that eternal essence of riding, the spirit of the cruise; with classic contours & timeless design cues, it is an easy thoroughbred cruiser, ready for the open highway and for meeting the challenges of urban commute with equal ease.





A NEW HEART

At the heart of the Meteor is the J series Air-Oil Cooled, 349cc, SOHC engine with a characteristic long stroke producing smooth tractable power and plenty of bottom-end torque. The electronic fuel injection (EFI) system provides reassuring power delivery right from the start, consistently throughout the rev range which ensures a unique performance. Continuing the legend of the easy singles, the new engine throbs with a beat that is distinctively Royal Enfield.



**349cc, Single Cylinder,
4-stroke, Air-Oil Cooled**



Maximum Torque
27 Nm @4000 rpm



Maximum Power
20.2 BHP @6100 rpm



Gearbox
5 Speed constant mesh



Fuel Capacity
15 ltr



Ignition System
Electronic Fuel Injection
(EFI)

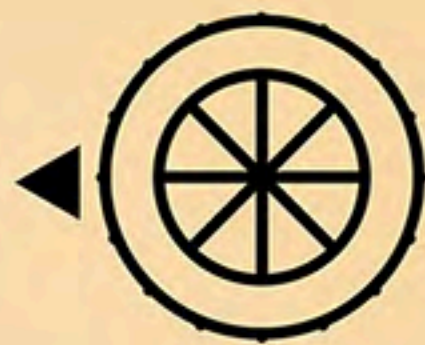
A REFINED GLIDE

With an enhanced chassis setup, accessible riding position, advanced braking ability, high specification suspension and responsive power delivery, the Meteor 350 is set to light up the world of cruising. Its agile, light handling is a result of hours of testing and development culminating in a new chassis that is stronger, stiffer and more durable without compromising on rider comfort. A 1400mm wheelbase and seat-height of 765mm, makes for an accessible and confident riding position. The larger front disc with floating caliper and twin pistons coupled with the Dual-Channel ABS (Anti-lock Brake System) for both the front and rear, results in better stopping in emergency braking situations.




Chassis Type

Twin Downtube
Spine Frame



Front Tyres

100/90 - 19" - 57P
(Tubeless tyres,
Alloy Wheel)



Rear Tyres

140/70 - 17" - 66P
(Tubeless tyres,
Alloy Wheel)



Front Brake

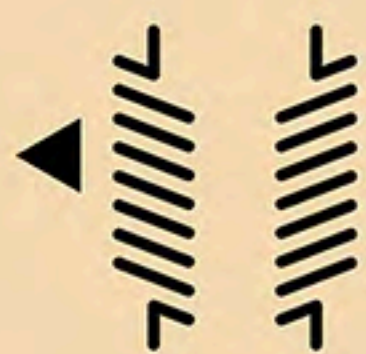
300 mm disc with
twin piston
floating caliper



Rear Brake

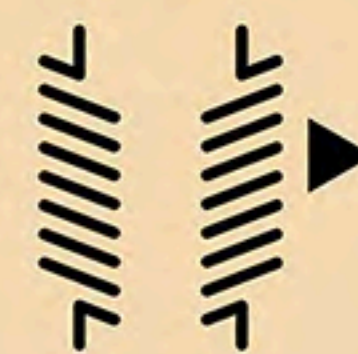
270 mm disc,
single piston
floating caliper

ABS
DUAL CHANNEL



Front Suspension

Telescopic,
41 mm forks,
130 mm travel



Rear Suspension

Twin tube emulsion
shock absorbers
with 6-step
adjustable preload



TRIPPER NAVIGATION



The Meteor 350 features a Tripper™ navigation system, the first-ever in a Royal Enfield. Powered by Google Maps and the Royal Enfield app, that connects smartphones with the motorcycle through Bluetooth. Tripper is a sophisticated navigation solution, rich in features specially developed for motorcyclists, that indicates directions through an intuitive display system. Combined with a host of facilities on the Royal Enfield app, including a USB charging port on the motorcycle, the Meteor 350 truly marks a new era in the storied history of Royal Enfield.



MAKE IT YOURS

Royal Enfield's core philosophy of making simple, fun, accessible motorcycles has made them a canvas for personalisation and customisation for years. Every Royal Enfield rider deserves to express themselves and their individuality through their motorcycle. With the **Make it Yours** initiative featuring vast personalisation options from day one, it's easier and engaging to express your individuality while enjoying a unique motorcycling experience.



COLOURS

FIREBALL



Fireball Yellow



Fireball Red

STELLAR



Stellar Blue



Stellar Red



Stellar Black

SUPERNOVA



Supernova Brown



Supernova Blue

GENUINE MOTORCYCLE ACCESSORIES

#TrueToYourRide

Custom built specially for the Meteor 350. Durable with superior fit and finish. Enhance your ride's comfort, protection and utility with a wide range of Genuine Motorcycle Accessories from Royal Enfield.



ASSURED WARRANTY

3-years worry-free warranty for complete peace of mind



GENUINE ACCESSORIES

Royal Enfield branding as a mark of assured quality



SEAMLESS INTEGRATION

Engineered to fit perfectly and easily to your Royal Enfield



PERSONALISATION

A wide range of accessories available to personalise your motorcycle your way



Note: Some of the components and accessories featured in the photographs may not be applicable for all markets.

LUGGAGE



SIDE BOX, RH

This 12.5 ltr. capacity fully injection molded box with styling cues of classic ammunition crate is the perfect embodiment of purpose and style. Add a waterproof inner bag to protect your valuables.



WATERPROOF INNER BAG

Designed to fit the side box, this waterproof roll top bag will ensure complete safety of your items. With a single strap that doubles as a carry handle and subtle Royal Enfield branding on both sides, it is a purposeful addition.

SEATS



LOW RIDER SEAT

Offering a 20 mm reduction in height, this seat utilizes 3D net technology for increased comfort over long distances. It comes with a Royal Enfield tag and is also available in black colour.



TOURING RIDER SEAT

The all-new breed of Touring Seats consists of a bespoke seat cushion with extra lumbar support and a flatter, larger base surface. 3D net technology, additional stitching, and an embroidered logo strike the perfect balance of comfort and style when you cruise for endless miles.

BODYWORK



TINTED FLYSCREEN

Cruise through the wind with the injection moulded tinted flyscreen that adds a level of wind protection when you ride. Ideal for use in urban areas.



TOURING SCREEN

Get a clear view of the long highways alongside reduced fatigue and wind protection with this hard-coated, injection-moulded, scratch-resistant screen. Also, the stainless steel mounting kit comes with fixings to ensure that the screen is always positioned perfectly.

CONTROL



BAR END MIRRORS

These Royal Enfield marked fully homologated replacement mirrors will be a sight to behold on your modern easy cruiser. The Billet Machined Mirrors fit using the bespoke adaptors and offer improved stability and visibility.



TOURING MIRRORS

These fully homologated Touring Mirrors have been forged and machined with aluminium stems to offer strength and stability, ensuring lower vibrations while cruising.



DELUXE FOOT PEG KIT

Forged aluminium foot pegs incorporate a larger footprint to enhance rider comfort on those long rides and the rubber inserts isolate vibrations with their specific bayonet style mounting design. Also available in clear silver.

PROTECTION



AIR FLY-EVO ENGINE GUARD

The air fly-evo engine guard, made from a 32 mm steel tube, dual-coated for corrosion resistance and a lighter, more simplified design for easy cruising, while adding a layer of protection. Also available in polished stainless steel.



TRAPEZIUM ENGINE GUARD

This unique angular styled guard is made from a 32mm stainless steel tube and resists corrosion even if scratched. It is precisely engineered for Meteor 350 and has Royal Enfield branding. Also available in powder coated black.



OCTAGON ENGINE GUARD

Give your cruiser a layer of protection and style with the smooth lines of the Octagon Engine Guard. Made from a 32mm steel tube, it comes with a dual powder coating for corrosion resistance. It is precisely engineered to fit and comes with a contemporary Royal Enfield branding. Also available in polished stainless steel.

SILENCERS

Transform your cruising experience with these stainless steel built durable silencers which have a unique sound which is obtained with glass fibre absorption and specially tuned internals. The only homologated silencers in the market for Meteor 350 are developed in line with the OEM calibration to ensure the safe running conditions of the engine in all environments.

SILENCERS, STRAIGHT CUT



SILENCERS, TAPERED CUT



Explore the complete range of **Genuine Motorcycle Accessories** for your Meteor 350 at royalenfield.com/accessories

T&Cs Apply

ROYAL ENFIELD APPAREL

Built to last. Handcrafted to perfection.



RIDING JACKETS & GLOVES



CE Level 2
Armours

EXPLORER V3 JACKET

The Royal Enfield Explorer V3 CE certified riding jacket represents the spirit of the brand in earnest. Classic, versatile, better with every outing, it is one of the most enduring riding jackets. Not only is the entire jacket CE certified, the armour at shoulder and elbow are Knox Micro-Lock CE level 2 certified and are soft and comfortable to wear, absorbing maximum energy on impact. The chest, arms, and back are crafted with a mix of airflow mesh & high-density polyester to help keep the jacket light yet highly-abrasion resistant. This riding jacket is also equipped with a removable thermal liner and a breathable-waterproof rain jacket that can be worn either as an inner or outer liner.



CE Level 1
Armours

STREETWIND V2 JACKET

Light, airy, and ready for all the fun under the summer sun. The Streetwind V2 jacket, with a soft mesh and Knox Level 1 flexiform armour around the shoulders and elbows, keeps you protected and comfortable on an adventure or a city commute alike.



BURNISH GLOVES

Tone down the heat with the Burnish Gloves by Royal Enfield. The breathable air mesh and its unique perforated construct enable efficient airflow around your hands. Thus, keeping them sweat-free and cool without compromising on protection.

T-SHIRTS



METEOR T-SHIRT

Brighten up your adventures with the Meteor T-shirt from Royal Enfield. The 100% cotton construct makes it an ideal choice for all your summer time strolls and sunny rides.



WANDER LOVE T-SHIRT

The Wander Love T-shirt is the perfect addition to the wardrobe of riders who love to wander and live to ride. Sporting the Royal Enfield branding at the back, this T-shirt will always be a reminder of the thrilling adventures you've had.

HELMETS



NH44 HELMET

The NH44 full face helmet gives a sporty look. The ergonomic shape makes it a snug fit while the aerodynamic design lets you ride comfortably, all day long.



SPIRIT HELMET

Whether you are an avid adventurer or an urban commuter, the Spirit Helmet is a blend of classic looks and unique features, which fits you snugly and keeps you airy on your rides, long or short.

SUNGLASSES



RUSH SUNGLASS

The Rush sunglasses by Royal Enfield are just the riding essential you need. Put them on and set out on a breezy ride in the sun as they fit perfectly under your Royal Enfield helmet. Stylish and rugged, these will make heads turn!



CHASE SUNGLASS

The chase sunglasses make the style statement as you make your ride statement. The reflective mirror finish caters to a rider's style sensibility, both on and off the machine. Therefore making them a seamless fit in the life of an adventure enthusiast.

ROYAL ENFIELD

METEOR
350

CRUISE EASY



For any queries, call us at 18002100007 or email us at support@royalenfield.com



Royal Enfield



Royal Enfield



Royal Enfield