

Data Sheet Woehr Parklift 411/6

Dependent Parking

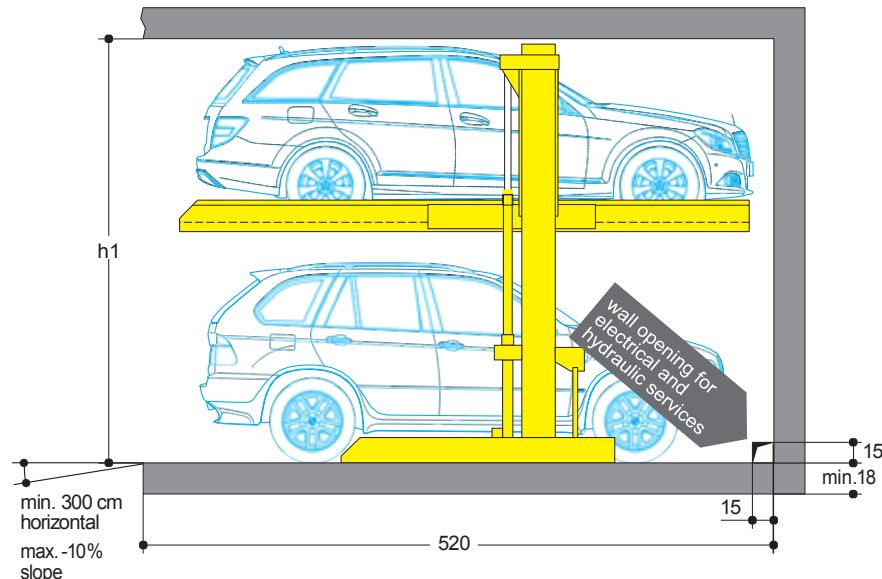
* Lower level also for short time user (e.g. at office-, hotel-, commercial building). Both levels are possible for short time user if parking attendant or valet is available.

Parklift 411/6-2,0: Load per platform max. 2000 kg (load per wheel max. 500 kg).

Parklift 411/6-2,6: Load per platform max. 2600 kg (load per wheel max. 650 kg).

Dimensions in cm

■ Parklift 411/6



- Platform length 448 cm
- Load per platform 2000 kg or 2600 kg
- Platform width up to 270 cm
- For Outdoor installation (in snowfall areas with roofing provided by the customer)

Standard type	Parklift 411/6-155	Parklift 411/6-165	Parklift 411/6-175
Height h1* single unit	320	330	340
Car height lower level	150	160	170
Car height upper level*	150	150	150

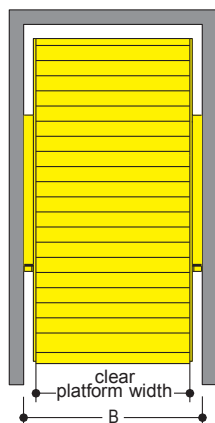
* With greater h1 height, higher cars can be parked on the upper platform

Comfort type	Parklift 411/6-185	Parklift 411/6-195	Parklift 411/6-205
Height h1* single unit	350	360	370
Car height lower level	180	190	200
Car height upper level*	150	150	150

* With greater h1 height, higher cars can be parked on the upper platform

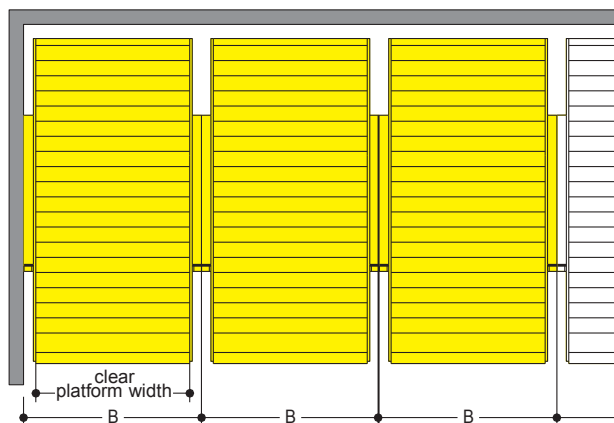
■ Width dimensions

Single unit



Space required B	Gives clear platform width
245	210
255	220
265	230
275	240
285	250
295	260
305	270

Units in a row



■ Notes

1. Clear platform width of 250 cm for car widths of 190 cm. For large touring sedans we recommend a clear platform width of 250 cm
2. According to ISO 3864 the floor has to be marked with 10 cm wide yellow-black stripes at a distance of 50 cm from the platform edge by the purchaser (see "statics and construction requirements" on page 2).
3. The platform has a length of 448 cm.
4. It is not possible to have channels or undercuts and/or concrete haunches along the floor-to-wall joints. In the event that channels or undercuts are necessary, the system width needs to be reduced or the installation width needs to be wider.
5. The manufacturer reserves the right to construction or model modifications and/or alterations. Furthermore, the right to any subsequent part modification and/or variations and amendments in procedures and standards due to technical and engineering progresses in the art or due to environmental regulation changes, are also hereby reserved.

Woehr Parking Systems Pvt. Ltd. | Gat No.1098, Urawade Road Pirangut Tal. Mulshi, Dist. Pune - 412 115
 Maharashtra, India +91 20 6674 8848 | www.wohrparking.in



"We compact parking space"

(Vyasa Group Venture)

Electrical datas

Item	Performance	Quantity	Designation	Position	Frequency
1	by customer	1 unit	electric meter	in the feed cable	
2	by customer	1 unit	fuse or automatic circuit breaker 3 x 16 A slow blow acc. to DIN VDE 0100 p.430	in the feed cable	1 per power pack
3	by customer as locally required	as locally required	acc. to local power supply regulations 3Ph+N+PE*	feed cable to main switch	1 per power pack
4	by customer	each 10 m	equipotential bonding safety lead-out connection	corner pit floor/rear wall	
5	by customer	1 unit	equipotential bonding safety compliant to the DIN EN 60204 standard	from the lead-out connection to the system	1 per Parklift
6	by customer	1 unit	marked main switch, lockable to prevent unauthorized switching on	above operating device	1 per power pack
7	by customer	10 m	PVC control cable with marked strands and protective conductor 5 x 1.0 ²	from main switch to hydraulic power pack	1 per power pack

Items 8–16 are included in Woehr's scope of delivery unless otherwise specified in the offer/order.

* DIN VDE 0100 part 410 + 430 (not under permanent load) 3PH+N+PE (three-phase current) Note: Where a door is used to close the garage, the manufacturer of the door must be consulted before the electric cable is laid.

The electrical components supplied by the manufacturer must be connected in accordance with the appropriate wiring diagram and local regulations. German VDE electrical requirements must be adhered to, in order to validate the TÜV tested circuit.

The electrical supply to the power pack(s) must be provided prior to or during installation to

enable our fitters to complete their work satisfactorily and to check the correct functioning of the units.

In compliance with the DIN EN 60204 standard provisions, all systems must be connected directly on site with an earthed equipotential bonding. The lead-out connection must be at a 10 m distance!

Noise protection

Basis is the German DIN 4109 "Noise protection in buildings". With the following conditions required 30 dB (A) in rooms can be provided:

- noise protection package from our accessory
- insulation figure of the construction of min. $R_w = 57$ dB
- walls which are bordering the parking systems must be done as single wall and deflection resistant with min. $m' = 300$ kg/m²
- solid ceiling above the parking systems with min. $m' = 400$ kg/m²

At differing constructional conditions additional sound absorbing measures are necessary.

The best results are reached by separated sole plates from the construction.

Increased noise protection:

If increased noise protection must be provided planning has to be confirmed on a project base by Woehr (bigger building measurements are required).

If required to be provided at extra cost.

Temperature

The installation is designed to operate between +5° and +40°C. Atmospheric Humidity: 50% at +40°C. If the local circumstances differ from the above please contact Woehr.

Hydraulic power pack

- 1) A wind and weather-proof hydraulic power pack must be accessible via the entrance level (not in residential buildings). Space requirements: length 100, height 140 cm, depth 35 cm
- 2) For protection from rain and for the reduction of airborne sound transmission, a noise insulation covering is on offer for the power pack.
- 3) Each power pack can manage a maximum of two systems.
- 4) When temperatures are low, it is possible for the systems to require longer lowering times. In some circumstances, freezing temperatures may cause the system to come to a standstill.

Dimensions

All dimensions shown are minimum. Construction tolerances must be taken into consideration. All dimensions in cm.

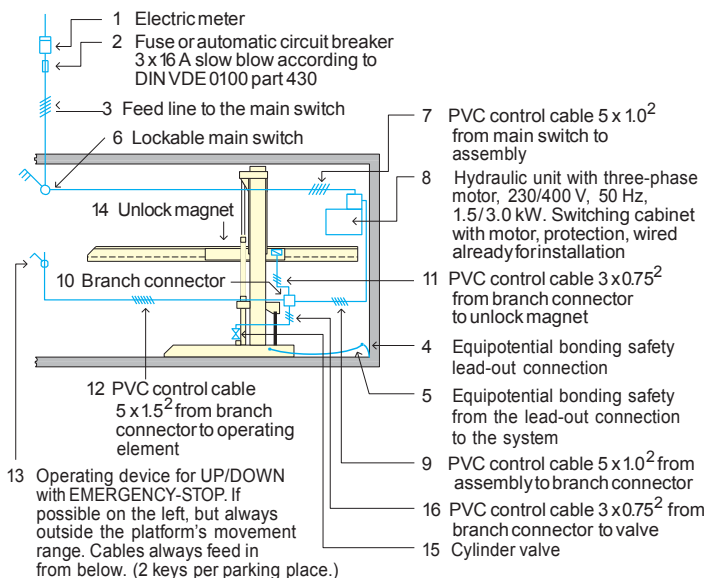
Conformity test

All our systems are checked according to EC machinery directive 2006/42/EC and EN 14010.

Railings

If walkways are arranged directly to the side or behind the systems, railings have to be provided acc. EN ISO 13857 by client acc. to local requirements, height min. 200 cm.

Installation diagram



Maintenance

Woehr and its foreign partners have an assembly and customer network. Annual maintenance is performed at conclusion of a maintenance contract.

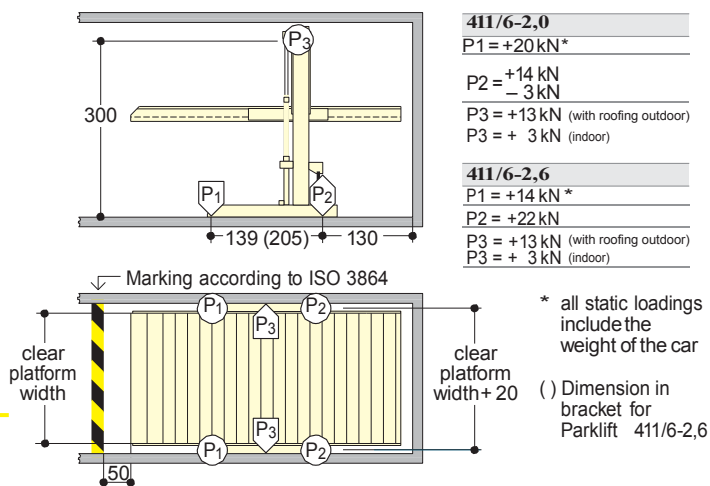
Protection against corrosion

Independent of a maintenance workings has to be carried out acc. to Woehr Cleaning and Maintenance Instruction regularly.

Clean up galvanized parts and platforms of dirt and road salt as well as other pollution (corrosion danger)

Pit must be always ventilated and deaired well.

Statics and construction requirements



The units will be fixed on the anchor points with heavy duty anchor bolts to a depth of approx. 10–12 cm.

Base plate thickness minimum 18 cm Concrete quality according to the static requirements of the building, but for the dowel fastening we require a concrete quality of min. C20/25.

Special foundations are required with asphalt floors or paving-stones.

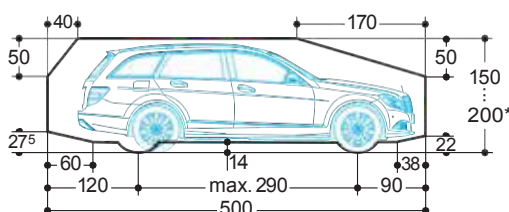
Fire safety

Each and every fire safety requirement and all possible mandatory item(s) and equipment(s) (fire extinguishing systems and fire alarm systems, etc.) are to be provided by the customer.

Notes

Lowered cars or cars with front spoiler can be parked only limited on the upper platform (see clearance profile).

Clearance profile (standard car)



* The total car height includes roof rail and antenna fixture must not exceed the mentioned max. height dimension.