

# Perfect as a diamond !




## UltraContact UC6

- ▶ Full control on wet roads
- ▶ Extreme short braking distances in dry and wet road conditions
- ▶ High grip level combined with long durability
- ▶ Low noise level



# Technology



## Higher safety on wet roads

For added safety, **Aqua Channel** surface sipes quickly directs the water film from the tread pattern as they contact the road. This gives the tyre enhanced water evacuation ability.




On wet roads, the center of the tire is at highest risk from aquaplaning.

To further reduce this risk, specially developed **Aqua Drainage** elements are positioned to quickly push water through a tube system into the tread grooves.



Grip-polymers




Mileage-polymers

## Adaptive superb grip level and long mileage

The new adaptive **Diamond Blend Compound** consists of two polymer types:

The **short grip-polymers** are activated when the vehicle is driving through corners or while braking. This energy is transformed into heat to enable high grip and short braking distances.

The **long mileage-polymers** are entangled and therefore strongly connected to each other, which ensures a high mileage performance.



## Extreme short braking distances in dry and wet conditions

The chamfered angle of the **Diamond Edge** in the pattern maximizes the contact area of the pattern to distribute the braking forces more evenly while braking.

Without this chamfer, the tread block distorts and loses some of its contact with the road.

In wet conditions, the **Diamond Edge** acts as a wiper that clears the water film away from the tread blocks for short braking distances.



## Lower noise level

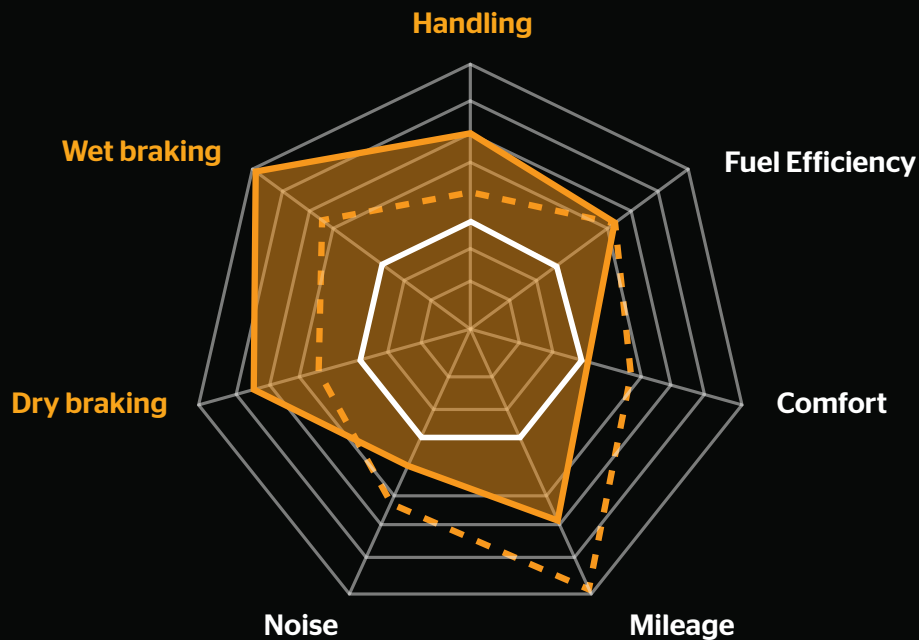
Further evolution of the well known **Noise Breaker** to interrupt the noise waves in the tread grooves.

As noise carrying air travels through the tread groove, it contacts the **Noise Breaker 2.0** and is effectively broken down.

This results in a quieter ride.

# Performance Comparison

- CC5
- - - CC6
- UC6



# Product Size Range

Width	Aspect Ratio	Rim Diameter	Speed Symbol
185 - 255	40 - 65	15 - 19	H - Y